

A large, light brown map of British Columbia is centered on the page. The map shows the province's outline, including the Gulf Islands and the Strait of Georgia. The text is overlaid on the right side of the map.

Statement of Votes

**37th Provincial General Election
May 16, 2001**



ELECTIONS BC
A non-partisan Office of the Legislature

Canadian Cataloguing in Publication Data

Statement of votes (Victoria, B.C.)

Statement of votes. - - 1949-

Irregular.

Some issues also have title: Report of the Chief
Electoral Officer on the ... by-elections.

Issues include results of general and by-elections.

Issued 1986- by Elections British Columbia.

Continues: Statement of votes by electoral districts.

ISSN 0227-9207 = Statement of votes. General election
and by-election (Victoria)

1. Elections - British Columbia - Statistics -
Periodicals. I. British Columbia. Chief Electoral
Officer. II. Elections British Columbia. III. Title.
IV. Title: Report of the Chief Electoral Officer on
the ... by-elections.

JL439.A15S73 324.9711'0021 C77-082776-4

Table of Contents

Section 1: General Summary

| | |
|---|----|
| Overview of the Electoral Process | 1 |
| Nomination of Candidates | 1 |
| Calendar of Events | 2 |
| Voter Registration | 2 |
| Voting | 3 |
| Results | 3 |
| Election Officials | 4 |
| District Electoral Officers | 5 |
| District Registrars of Voters | 7 |
| Elected Members | 9 |
| Summary of Results by: | |
| Political Party | 11 |
| Candidate | 12 |
| Electoral District | 26 |
| Statistics Relating to Previous General Elections | 29 |

Section 2: Voting Results

| | |
|-------------------------------------|-----|
| Abbotsford-Clayburn | 31 |
| Abbotsford-Mount Lehman | 35 |
| Alberni-Qualicum | 40 |
| Bulkley Valley-Stikine | 46 |
| Burnaby-Edmonds | 51 |
| | |
| Burnaby North | 55 |
| Burnaby-Willingdon | 59 |
| Burquitlam | 63 |
| Cariboo North | 67 |
| Cariboo South | 72 |
| | |
| Chilliwack-Kent | 78 |
| Chilliwack-Sumas | 83 |
| Columbia River-Revelstoke | 88 |
| Comox Valley | 94 |
| Coquitlam-Maillardville | 100 |
| | |
| Cowichan-Ladysmith | 104 |
| Delta North | 110 |
| Delta South | 114 |
| East Kootenay | 118 |
| Esquimalt-Metchosin | 123 |

| | |
|---|-----|
| Fort Langley-Aldergrove | 128 |
| Kamloops | 132 |
| Kamloops-North Thompson | 137 |
| Kelowna-Lake Country | 143 |
| Kelowna-Mission | 148 |
| Langley | 153 |
| Malahat-Juan de Fuca | 158 |
| Maple Ridge-Mission | 163 |
| Maple Ridge-Pitt Meadows | 169 |
| Nanaimo | 173 |
| Nanaimo-Parksville | 178 |
| Nelson-Creston | 183 |
| New Westminster | 189 |
| North Coast | 193 |
| North Island | 197 |
| North Vancouver-Lonsdale | 203 |
| North Vancouver-Seymour | 207 |
| Oak Bay-Gordon Head | 211 |
| Okanagan-Vernon | 215 |
| Okanagan-Westside | 222 |
| Peace River North | 229 |
| Peace River South | 233 |
| Penticton-Okanagan Valley | 237 |
| Port Coquitlam-Burke Mountain | 242 |
| Port Moody-Westwood | 247 |
| Powell River-Sunshine Coast | 251 |
| Prince George-Mount Robson | 259 |
| Prince George North | 264 |
| Prince George-Omineca | 268 |
| Richmond Centre | 272 |
| Richmond East | 275 |
| Richmond-Steveston | 278 |
| Saanich North and the Islands | 282 |
| Saanich South | 288 |
| Shuswap | 293 |

| | |
|--|-----|
| Skeena | 300 |
| Surrey-Cloverdale | 304 |
| Surrey-Green Timbers | 308 |
| Surrey-Newton | 312 |
| Surrey-Panorama Ridge | 315 |
| | |
| Surrey-Tynehead | 318 |
| Surrey-Whalley | 322 |
| Surrey-White Rock | 325 |
| Vancouver-Burrard | 330 |
| Vancouver-Fairview | 334 |
| | |
| Vancouver-Fraserview | 338 |
| Vancouver-Hastings | 341 |
| Vancouver-Kensington | 345 |
| Vancouver-Kingsway | 348 |
| Vancouver-Langara | 351 |
| | |
| Vancouver-Mount Pleasant | 355 |
| Vancouver-Point Grey | 359 |
| Vancouver-Quilchena | 364 |
| Victoria-Beacon Hill | 368 |
| Victoria-Hillside | 372 |
| | |
| West Kootenay-Boundary | 376 |
| West Vancouver-Capilano | 382 |
| West Vancouver-Garibaldi | 387 |
| Yale-Lillooet | 394 |
| | |
| Section 3: Location Index | |
| Location Index | 401 |
| Map of Electoral Districts of British Columbia | |

General Summary

Overview of the Electoral Process

On Wednesday, April 18, 2001, the Thirty-Sixth Parliament of the Province of British Columbia was dissolved when the Honourable Garde B. Gardom, Lieutenant Governor of the Province of British Columbia, signed a dissolution proclamation. At the same time an order-in-council was issued to the Chief Electoral Officer, Robert A. Patterson, ordering that Writs of Election be issued to all 79 District Electoral Officers. Writs of Election were issued on that date ordering that a provincial general election be held on May 16, 2001.

Nomination of Candidates

Nomination of candidates closed at 1:00 p.m. Pacific time, Thursday, May 3, 2001. There were 456 candidates nominated, representing 22 affiliations as follows:

| Political Affiliation | Abbreviation | Candidates |
|--|--------------|------------|
| All Nations Party of British Columbia | ANP | 6 |
| B.C. Action Party | BCAP | 5 |
| British Columbia Citizens Alliance Now | BCCA | 2 |
| British Columbia Conservative Party | CP | 6 |
| British Columbia Liberal Party | LIB | 79 |
| British Columbia Marijuana Party | BCM | 79 |
| British Columbia Patriot Party | BCPA | 1 |
| British Columbia Social Credit Party | SC | 2 |
| The Central Party | CENT | 1 |
| Citizens Commonwealth Federation | CFED | 1 |
| Communist Party of BC | COMM | 4 |
| Council of British Columbians | COBC | 2 |
| The Freedom Party of British Columbia | FREE | 2 |
| Green Party Political Association of British Columbia | GP | 72 |
| New Democratic Party of B.C. | NDP | 79 |
| Party of Citizens Who Have Decided To Think For Themselves And Be Their Own Politicians | POC | 2 |
| People's Front | PF | 11 |
| Reform Party of British Columbia | RP | 9 |
| Unity Party of British Columbia | UPBC | 56 |
| Western Reform | WR | 1 |
| Independent | IND | 29 |
| No Affiliation* | NA | 7 |
| Total Candidates | | 456 |

* Candidates who are not endorsed by a registered political party, and who have not identified themselves as independent.

To ensure eligible voters, political parties, candidates, and the media were informed, Elections BC updated the list of candidates daily on the Elections BC Web site.

Within 24 hours of the close of nominations, Elections BC produced a booklet entitled "List of Candidates" which listed the 456 candidates and their respective affiliations. Copies of the List of Candidates were distributed immediately across the Province to all District Electoral Officers and District Registrars of Voters, as well as posted on the Elections BC Web site. The list of candidates was available at all voting places during Advance Voting and General Voting Day.

Calendar of Events

| | | |
|--------|--|----------------|
| Day 0 | Writ Day | April 18, 2001 |
| Day 6 | Nomination Period Begins | April 24, 2001 |
| Day 7 | General Voter Registration Closes 9 p.m. (local) | April 25, 2001 |
| Day 15 | Nomination Period Closes 1 p.m. (Pacific) | May 3, 2001 |
| Day 22 | Advance Voting Begins Noon to 9 p.m. (local) | May 9, 2001 |
| Day 25 | Advance Voting Ends 9 p.m. (local) | May 12, 2001 |
| Day 28 | General Voting Day 8 a.m. - 8 p.m. (Pacific) | May 16, 2001 |
| Day 41 | Final Count Begins | May 29, 2001 |
| Day 50 | Return Day | June 7, 2001 |

Voter Registration

Elections BC strives to ensure eligible voters are educated on the electoral process. During 2000, Elections BC undertook many registration campaigns. These campaigns were very successful and generated thousands of updates to the Provincial Voters List as well as increasing public awareness.

During the provincial general election, general registration was available from Writ Day (April 18, 2001) to Day 7 (April 25, 2001). Registration closes on the seventh day after an election is called to allow for updating the Voters List and printing of Voting Books. General registration opens again on the second day after General Voting Day.

| | |
|---|-----------|
| Number of registered voters on Writ Day (Day 0) | 2,023,999 |
| Number of registered voters at close of general registration period | 2,074,079 |

Under Section 41 of the *Election Act*, voter registration and updating was available at all voting opportunities for qualified individuals who were not registered or who were no longer registered at the correct address. To register in conjunction with voting, applicants were required to present two pieces of identification that showed, in combination, their name, current address and signature.

There were 268,215 voter registration transactions done at the time of voting, resulting in 180,841 new registrations and 87,374 updates to the Voters List.

| | |
|--|-----------|
| Number of registered voters as of General Voting Day (including Section 41 registration activity) | 2,254,920 |
|--|-----------|

Voting

The *Election Act* provides British Columbians the most extensive voting opportunities of any Canadian jurisdiction. To inform eligible voters of the many voting opportunities available to them, Elections BC developed a comprehensive communications strategy. This included advertising in local newspapers, radio, television, and a householder. The householder was delivered to every household in the Province and included pertinent information such as registration qualifications and opportunities, voting opportunities, and our toll-free information line and Web site address. This strategy proved to be very successful as 1,599,765 voters, or 70.95% of registered voters, turned out to vote at the May 16 general election.

The number and percentages of voters using the various voting opportunities were:

| | | |
|--|-----------|---------|
| Advance Voting | 109,539 | 6.85% |
| General Voting | 1,414,294 | 88.40% |
| Special Voting - Section 98 | 4,421 | 0.28% |
| Absentee Voting - Sections 99, 100, and 101 | 51,633 | 3.23% |
| Alternative Absentee Voting - Sections 104 and 106 | 19,878 | 1.24% |
| <hr/> | | |
| Total Number Voting | 1,599,765 | 100.00% |

The calculation of the total number of voters who voted does not include 5,404 ballot envelopes that were unopened because voters were not registered, affidavits were incomplete, or for other reasons as set out in Sections 134 and 135(1)(a) of the *Election Act*. This total is not included in electoral district calculations of voter turnout as some ballot envelopes cannot be attributed to a specific electoral district.

Results

Return Day for all Writs of Election was Thursday, June 7, 2001. The *Election Act* requires a delay of six days between the proclamation of the successful candidate at the conclusion of Final Count and the return of the Writ of Election. This delay allows time for an unsuccessful candidate or a voter to request a judicial recount. During the 2001 provincial general election, no judicial recounts were requested.

Pursuant to Section 136 of the *Election Act*, recounts were conducted by District Electoral Officers as part of Final Count in the electoral districts of Victoria-Beacon Hill and Victoria-Hillside.

On Return Day, the Chief Electoral Officer certified to the Clerk of the Legislative Assembly the election of 79 Members of the Legislative Assembly. The political affiliation of the elected members was:

| | |
|--------------------------------|----|
| British Columbia Liberal Party | 77 |
| New Democratic Party of B.C. | 2 |
| <hr/> | |
| Total Members | 79 |

Election Officials

A District Electoral Officer and Deputy District Electoral Officer are appointed for each electoral district by the Chief Electoral Officer.

A District Electoral Officer is responsible for the conduct of any electoral event in his or her respective electoral district. This includes provincial elections, by-elections, and provincial plebiscites, initiative votes and referenda. The responsibilities of the Deputy District Electoral Officer are similar to those of District Electoral Officers.

Appointments of District Electoral Officers and their Deputies expire six months after General Voting Day.

District Registrars of Voters (usually Government Agents) are responsible for supervising voter registration, and conducting enumerations and special registration events in their electoral districts.

District Electoral Officers

| Electoral District | District Electoral Officer | Office Location |
|-------------------------------|-----------------------------------|------------------------------|
| Abbotsford-Clayburn | Mario Caravetta | Abbotsford |
| Abbotsford-Mount Lehman | Helen Lockhart | Abbotsford |
| Alberni-Qualicum | Ann Chandler | Port Alberni/Qualicum Beach |
| Bulkley Valley-Stikine | Barbara McGowan | Smithers |
| Burnaby-Edmonds | Barbara E. Richardson | Burnaby |
| Burnaby North | Jutta Clarke | Burnaby |
| Burnaby-Willingdon | Bill Hutchinson | Burnaby |
| Burquitlam | Donald A. Copan | Coquitlam |
| Cariboo North | Darlene Dorsey | Quesnel/Williams Lake |
| Cariboo South | Gary A. Roberts | 100 Mile House/Williams Lake |
| Chilliwack-Kent | Martha Wiens | Chilliwack |
| Chilliwack-Sumas | Valerie Nessel | Chilliwack |
| Columbia River-Revelstoke | Roy F. Patrick | Golden |
| Comox Valley | Kristie Lee Woodrow | Courtenay |
| Coquitlam-Maillardville | Robert Johnston | Coquitlam |
| Cowichan-Ladysmith | Donna Dawe | Duncan |
| Delta North | Denis Weiss | Delta |
| Delta South | Margaret Cooke | Ladner |
| East Kootenay | Michael Redfern | Cranbrook |
| Esquimalt-Metchosin | Ken Schaalje | Victoria |
| Fort Langley-Aldergrove | Milton E. Stein | Langley |
| Kamloops | Terry Dixon | Kamloops |
| Kamloops-North Thompson | Sharon E. Lyons | Kamloops |
| Kelowna-Lake Country | Dennis Campbell | Kelowna |
| Kelowna-Mission | Leslie E. Stacey | Kelowna |
| Langley | Donna M. Bradshaw | Langley |
| Malahat-Juan de Fuca | Ian Fraser | Victoria |
| Maple Ridge-Mission | Doug Powell | Mission |
| Maple Ridge-Pitt Meadows | Linda May Johnson | Maple Ridge |
| Nanaimo | Shirley Lance | Nanaimo |
| Nanaimo-Parksville | Alan F. Jay | Parksville |
| Nelson-Creston | Rob Switzer | Nelson |
| New Westminster | Susan G. Fenton | New Westminster |
| North Coast | Brian Roberts | Prince Rupert |
| North Island | Barbara M. Morgan | Campbell River |
| North Vancouver-Lonsdale | Daphne J. McLean | North Vancouver |
| North Vancouver-Seymour | Hans W. Rerup | North Vancouver |
| Oak Bay-Gordon Head | Patricia Maclean | Victoria |
| Okanagan-Vernon | Thelma J. Trickett | Vernon |
| Okanagan-Westside | Carol T. Hall | Westbank |
| Peace River North | Jim R. Frey | Fort St. John/Fort Nelson |
| Peace River South | Giles C. Dudley | Dawson Creek |
| Penticton-Okanagan Valley | June D. Smith | Penticton |
| Port Coquitlam-Burke Mountain | Dianna M. Brown | Port Coquitlam |
| Port Moody-Westwood | Josie Simnett | Port Moody |
| Powell River-Sunshine Coast | Deb Lesuk | Powell River/Sechelt |
| Prince George-Mount Robson | E. Lorraine Grant | Prince George |
| Prince George North | Lou Jewitt | Prince George |
| Prince George-Omineca | John Norman | Prince George |
| Richmond Centre | Vila Nova Carvalho | Richmond |

District Electoral Officers
(continued)

| Electoral District | District Electoral Officer | Office Location |
|-------------------------------|-----------------------------------|-------------------------|
| Richmond East | Debbie Nider | Richmond |
| Richmond-Steveston | Jackie Asante | Richmond |
| Saanich North and the Islands | Joan E. Beattie | Saanichton |
| Saanich South | Jacques Leclair | Victoria |
| Shuswap | Ted Hillary | Salmon Arm |
| Skeena | Marjorie Phelps | Kitimat |
| Surrey-Cloverdale | Mazoe B. Kaufman | Surrey |
| Surrey-Green Timbers | Peter Butzelaar | Surrey |
| Surrey-Newton | Rita Waenink | Surrey |
| Surrey-Panorama Ridge | Triena Marples | Surrey |
| Surrey-Tynehead | Hank Pulles | Surrey |
| Surrey-Whalley | Bill Bouwman | Surrey |
| Surrey-White Rock | Lorraine Livesey | White Rock |
| Vancouver-Burrard | Stan Roberts | Vancouver |
| Vancouver-Fairview | Debra S. Vaglio | Vancouver |
| Vancouver-Fraserview | Pat Fenner | Vancouver |
| Vancouver-Hastings | Joe K. Dang | Vancouver |
| Vancouver-Kensington | Audrey A. Davis | Vancouver |
| Vancouver-Kingsway | Gordon Mah | Vancouver |
| Vancouver-Langara | Colleen A. Miller | Vancouver |
| Vancouver-Mount Pleasant | Bill Bush | Vancouver |
| Vancouver-Point Grey | Jan M. Pierce | Vancouver |
| Vancouver-Quilchena | Brian J. Clark | Vancouver |
| Victoria-Beacon Hill | Joan M. Wallace | Victoria |
| Victoria-Hillside | Barbara D. Gillespie | Victoria |
| West Kootenay-Boundary | P. Michael Taenzer | Trail |
| West Vancouver-Capilano | Christiane Markgraf | West Vancouver |
| West Vancouver-Garibaldi | Donald McMeeken | West Vancouver/Squamish |
| Yale-Lillooet | Pat Lean | Merritt |

District Registrars of Voters

| <u>Electoral District</u> | <u>District Registrar of Voters</u> | <u>Office Location</u> |
|-------------------------------|-------------------------------------|------------------------|
| Abbotsford-Clayburn | Chris Wiebe | Langley |
| Abbotsford-Mount Lehman | Chris Wiebe | Langley |
| Alberni-Qualicum | Sven Buemann | Port Alberni |
| Bulkley Valley-Stikine | Don McMillan | Smithers |
| Burnaby-Edmonds | Charlene Meehan | Vancouver |
| Burnaby North | Charlene Meehan | Vancouver |
| Burnaby-Willingdon | Charlene Meehan | Vancouver |
| Burquitlam | Charlene Meehan | Vancouver |
| Cariboo North | Deborah Lipscombe | Quesnel |
| Cariboo South | Wendy Benham | Williams Lake |
| Chilliwack-Kent | James Hay | Chilliwack |
| Chilliwack-Sumas | James Hay | Chilliwack |
| Columbia River-Revelstoke | Dodie Hodgins | Golden |
| Comox Valley | Jeff MacKenzie | Courtenay |
| Coquitlam-Maillardville | Chris Wiebe | Langley |
| Cowichan-Ladysmith | Byron Johnston | Duncan |
| Delta North | Chris Wiebe | Langley |
| Delta South | Chris Wiebe | Langley |
| East Kootenay | Marilynne Ferguson | Cranbrook |
| Esquimalt-Metchosin | Fran Miller | Victoria |
| Fort Langley-Aldergrove | Chris Wiebe | Langley |
| Kamloops | Walter Poohachoff | Kamloops |
| Kamloops-North Thompson | Walter Poohachoff | Kamloops |
| Kelowna-Lake Country | Hana Loken/Jane Royle | Kelowna |
| Kelowna-Mission | Hana Loken/Jane Royle | Kelowna |
| Langley | Chris Wiebe | Langley |
| Malahat-Juan de Fuca | Fran Miller | Victoria |
| Maple Ridge-Mission | James A. (Sandy) Lane | Maple Ridge |
| Maple Ridge-Pitt Meadows | James A. (Sandy) Lane | Maple Ridge |
| Nanaimo | Chris Reich | Nanaimo |
| Nanaimo-Parksville | Chris Reich | Nanaimo |
| Nelson-Creston | Barbara Henry | Nelson |
| New Westminster | Chris Wiebe | Langley |
| North Coast | Perry Slump | Prince Rupert |
| North Island | Jeff MacKenzie | Campbell River |
| North Vancouver-Lonsdale | Charlene Meehan | Vancouver |
| North Vancouver-Seymour | Charlene Meehan | Vancouver |
| Oak Bay-Gordon Head | Fran Miller | Victoria |
| Okanagan-Vernon | Franco Marolla | Vernon |
| Okanagan-Westside | Hana Loken/Jane Royle | Kelowna |
| Peace River North | K. Marie Moore | Fort St. John |
| Peace River South | Garry Fuhr | Dawson Creek |
| Penticton-Okanagan Valley | Jim Torrance | Penticton |
| Port Coquitlam-Burke Mountain | Chris Wiebe | Langley |
| Port Moody-Westwood | Charlene Meehan | Vancouver |
| Powell River-Sunshine Coast | Robert Woods | Powell River |
| Prince George-Mount Robson | William Christie | Prince George |
| Prince George North | William Christie | Prince George |
| Prince George-Omineca | William Christie | Prince George |
| Richmond Centre | Chris Wiebe | Langley |

District Registrars of Voters
(continued)

| Electoral District | District Registrar of Voters | Office Location |
|-------------------------------|-------------------------------------|------------------------|
| Richmond East | Chris Wiebe | Langley |
| Richmond-Steveston | Chris Wiebe | Langley |
| Saanich North and the Islands | Fran Miller | Victoria |
| Saanich South | Fran Miller | Victoria |
| Shuswap | Erich Breitreuz | Salmon Arm |
| Skeena | Gordon L. Fox | Terrace |
| Surrey-Cloverdale | Chris Wiebe | Langley |
| Surrey-Green Timbers | Chris Wiebe | Langley |
| Surrey-Newton | Chris Wiebe | Langley |
| Surrey-Panorama Ridge | Chris Wiebe | Langley |
| Surrey-Tynehead | Chris Wiebe | Langley |
| Surrey-Whalley | Chris Wiebe | Langley |
| Surrey-White Rock | Chris Wiebe | Langley |
| Vancouver-Burrard | Charlene Meehan | Vancouver |
| Vancouver-Fairview | Charlene Meehan | Vancouver |
| Vancouver-Fraserview | Charlene Meehan | Vancouver |
| Vancouver-Hastings | Charlene Meehan | Vancouver |
| Vancouver-Kensington | Charlene Meehan | Vancouver |
| Vancouver-Kingsway | Charlene Meehan | Vancouver |
| Vancouver-Langara | Charlene Meehan | Vancouver |
| Vancouver-Mount Pleasant | Charlene Meehan | Vancouver |
| Vancouver-Point Grey | Charlene Meehan | Vancouver |
| Vancouver-Quilchena | Charlene Meehan | Vancouver |
| Victoria-Beacon Hill | Fran Miller | Victoria |
| Victoria-Hillside | Fran Miller | Victoria |
| West Kootenay-Boundary | Wayne Hakanson | Trail |
| West Vancouver-Capilano | Charlene Meehan | Vancouver |
| West Vancouver-Garibaldi | Charlene Meehan | Vancouver |
| Yale-Lillooet | Gordon Swan | Merritt |

Elected Members

| Electoral District | Name* | Party Abbreviation |
|-------------------------------|-----------------------|---------------------------|
| Abbotsford-Clayburn | VAN DONGEN, John | LIB |
| Abbotsford-Mount Lehman | DE JONG, Michael | LIB |
| Alberni-Qualicum | TRUMPER, Gillian | LIB |
| Bulkley Valley-Stikine | MACKAY, Dennis | LIB |
| Burnaby-Edmonds | SAHOTA, Patty | LIB |
| Burnaby North | LEE, Richard T. | LIB |
| Burnaby-Willingdon | NURANEY, John | LIB |
| Burquitlam | BLOY, Harry | LIB |
| Cariboo North | WILSON, John David | LIB |
| Cariboo South | COBB, Walt | LIB |
| Chilliwack-Kent | PENNER, Barry | LIB |
| Chilliwack-Sumas | LES, John | LIB |
| Columbia River-Revelstoke | MCMAHON, Wendy | LIB |
| Comox Valley | HAGEN, Stan | LIB |
| Coquitlam-Maillardville | STEWART, Richard | LIB |
| Cowichan-Ladysmith | BRUCE, Graham P. | LIB |
| Delta North | MASI, Reni | LIB |
| Delta South | RODDICK, Val | LIB |
| East Kootenay | BENNETT, Bill | LIB |
| Esquimalt-Metchosin | HAMILTON, Arnie | LIB |
| Fort Langley-Aldergrove | COLEMAN, Rich | LIB |
| Kamloops | RICHMOND, Claude | LIB |
| Kamloops-North Thompson | KRUEGER, Kevin | LIB |
| Kelowna-Lake Country | WEISBECK, John Alan | LIB |
| Kelowna-Mission | HAWKINS, Sindi | LIB |
| Langley | STEPHENS, Lynn | LIB |
| Malahat-Juan de Fuca | KERR, Brian J. | LIB |
| Maple Ridge-Mission | HAWES, Randy | LIB |
| Maple Ridge-Pitt Meadows | STEWART, Ken | LIB |
| Nanaimo | HUNTER, Mike | LIB |
| Nanaimo-Parksville | REID, Judith | LIB |
| Nelson-Creston | SUFFREDINE, Blair F. | LIB |
| New Westminster | MURRAY, Joyce | LIB |
| North Coast | BELSEY, Bill | LIB |
| North Island | SANDERSON VISSER, Rod | LIB |
| North Vancouver-Lonsdale | WHITTRED, Katherine | LIB |
| North Vancouver-Seymour | JARVIS, Daniel | LIB |
| Oak Bay-Gordon Head | CHONG, Ida | LIB |
| Okanagan-Vernon | CHRISTENSEN, Tom | LIB |
| Okanagan-Westside | THORPE, Rick | LIB |
| Peace River North | NEUFELD, Richard | LIB |
| Peace River South | LEKSTROM, Blair | LIB |
| Penticton-Okanagan Valley | BARISOFF, Bill | LIB |
| Port Coquitlam-Burke Mountain | MANHAS, Karn | LIB |
| Port Moody-Westwood | CLARK, Christy | LIB |
| Powell River-Sunshine Coast | LONG, Harold | LIB |
| Prince George-Mount Robson | BOND, Shirley | LIB |
| Prince George North | BELL, Pat | LIB |
| Prince George-Omineca | NETTLETON, Paul R. | LIB |
| Richmond Centre | HALSEY-BRANDT, Greg | LIB |

Elected Members
(continued)

| Electoral District | Name* | Party Abbreviation |
|-------------------------------|------------------------|---------------------------|
| Richmond East | REID, Linda | LIB |
| Richmond-Steveston | PLANT, Geoff | LIB |
| Saanich North and the Islands | COELL, Murray Robert | LIB |
| Saanich South | BRICE, Susan | LIB |
| Shuswap | ABBOTT, George Malcolm | LIB |
| Skeena | HARRIS, Roger Brendan | LIB |
| Surrey-Cloverdale | FALCON, Kevin | LIB |
| Surrey-Green Timbers | LOCKE, Brenda | LIB |
| Surrey-Newton | BHULLAR, Tony | LIB |
| Surrey-Panorama Ridge | CHEEMA, Gulzar | LIB |
| Surrey-Tynehead | HAYER, Dave | LIB |
| Surrey-Whalley | BRENZINGER, Elayne | LIB |
| Surrey-White Rock | HOGG, Gordon J. | LIB |
| Vancouver-Burrard | MAYENCOURT, Lorne | LIB |
| Vancouver-Fairview | FARRELL-COLLINS, Gary | LIB |
| Vancouver-Fraserview | JOHNSTON, Ken | LIB |
| Vancouver-Hastings | MACPHAIL, Joy | NDP |
| Vancouver-Kensington | WONG, Patrick | LIB |
| Vancouver-Kingsway | NIJJAR, Rob | LIB |
| Vancouver-Langara | ANDERSON, Val | LIB |
| Vancouver-Mount Pleasant | KWAN, Jenny Wai Ching | NDP |
| Vancouver-Point Grey | CAMPBELL, Gordon | LIB |
| Vancouver-Quilchena | HANSEN, Colin Gordon | LIB |
| Victoria-Beacon Hill | BRAY, Jeff | LIB |
| Victoria-Hillside | ORR, Sheila | LIB |
| West Kootenay-Boundary | SANTORI, Sandy | LIB |
| West Vancouver-Capilano | SULTAN, Ralph | LIB |
| West Vancouver-Garibaldi | NEBBELING, Ted | LIB |
| Yale-Lillooet | CHUTTER, Dave | LIB |

* Name of Member as printed on the ballot.

Summary of Results by Political Party

| Party | Total Valid Votes | % of Popular Vote | Candidates Elected |
|--|--------------------------|--------------------------|---------------------------|
| LIB British Columbia Liberal Party | 916,888 | 57.62% | 77 |
| BCM British Columbia Marijuana Party | 51,206 | 3.22% | |
| GP Green Party Political Association of British Columbia | 197,231 | 12.39% | |
| NDP New Democratic Party of B.C. | 343,156 | 21.56% | 2 |
| UPBC Unity Party of British Columbia | 51,426 | 3.23% | |
| *Other Affiliations | 31,399 | 1.98% | |
| Totals | 1,591,306 | 100.00% | 79 |

- * All Nations Party of British Columbia (ANP)
- B.C. Action Party (BCAP)
- British Columbia Citizens Alliance Now (BCCA)
- British Columbia Conservative Party (CP)
- British Columbia Patriot Party (BCPA)
- British Columbia Social Credit Party (SC)
- The Central Party (CENT)
- Citizens Commonwealth Federation (CFED)
- Communist Party of BC (COMM)
- Council of British Columbians (COBC)
- The Freedom Party of British Columbia (FREE)
- Party of Citizens Who Have Decided To Think For
Themselves And Be Their Own Politicians (POC)
- People's Front (PF)
- Reform Party of British Columbia (RP)
- Western Reform (WR)
- Independent (IND)
- No Affiliation (NA)

Summary of Results by Candidate

| Electoral District | Name | Party | Total Valid Votes | % of Popular Vote |
|-------------------------|------------------------------|-------|-------------------|-------------------|
| Abbotsford-Clayburn | FULFORD, Jon | BCM | 706 | 4.07 |
| | KEILLOR, Kenneth Montgomery | FREE | 217 | 1.25 |
| | LIND, Kris | NDP | 2,096 | 12.08 |
| | STIEGELMAR, Peter | UPBC | 1,751 | 10.09 |
| | * VAN DONGEN, John | LIB | 12,584 | 72.51 |
| Abbotsford-Mount Lehman | CARLISLE, Brian | BCM | 451 | 2.44 |
| | CAVACECE (EWERT), Gloria | UPBC | 1,576 | 8.53 |
| | * DE JONG, Michael | LIB | 12,660 | 68.48 |
| | HANN, Karl | GP | 1,299 | 7.03 |
| | MCCULLOCH, Robert Wayne | FREE | 23 | 0.12 |
| | MACKAY, David | PF | 46 | 0.25 |
| | PUREWAL, Taranjit | NDP | 2,431 | 13.15 |
| Alberni-Qualicum | * JANSSEN, Gerard A. M. | NDP | 7,395 | 30.08 |
| | PAONE, Sergio | GP | 2,999 | 12.20 |
| | THORP, Nicholas Saint Edmund | BCM | 1,081 | 4.40 |
| | TRUMPER, Gillian | LIB | 13,109 | 53.32 |
| Bulkley Valley-Stikine | FORSYTH, Bill | BCCA | 62 | 0.47 |
| | * GOODACRE, Bill | NDP | 2,823 | 21.29 |
| | HUSSINGER, Rolf | GP | 856 | 6.46 |
| | MACKAY, Dennis | LIB | 7,414 | 55.93 |
| | MCKILLIGAN, Trevor | BCM | 507 | 3.82 |
| | TAIT, Theresa | ANP | 405 | 3.05 |
| | TAYLOR, Rod | UPBC | 1,190 | 8.98 |
| Burnaby-Edmonds | ARJUN, Roy | BCM | 456 | 2.43 |
| | DHALIWAL, Sav | NDP | 4,924 | 26.19 |
| | HAWTHORNE, Eric | GP | 2,599 | 13.82 |
| | MURRAY, Grant | UPBC | 1,111 | 5.91 |
| | SAHOTA, Patty | LIB | 9,607 | 51.09 |
| | WATSON, Gordon S. | POC | 105 | 0.56 |
| Burnaby North | * CALENDINO, Pietro | NDP | 5,992 | 29.45 |
| | HETHERINGTON, Tom | GP | 2,824 | 13.88 |
| | LEE, Richard T. | LIB | 11,062 | 54.37 |
| | WARE, Dale | BCM | 466 | 2.30 |

*Member of the 36th Parliament

| Electoral District | Name | Party | Total Valid Votes | % of Popular Vote |
|----------------------|------------------------|--------|-------------------|-------------------|
| Burnaby-Willingdon | KEITHLEY, Joe | GP | 2,879 | 15.74 |
| | MACAULEY, Dennis | COBC | 240 | 1.30 |
| | MYLES, Dave | NDP | 4,608 | 25.19 |
| | NURANEY, John | LIB | 10,207 | 55.79 |
| | ZAK, Pamela | BCM | 362 | 1.98 |
| Burquitlam | BLOY, Harry | LIB | 11,131 | 56.34 |
| | GRIN, Peter | BCM | 530 | 2.69 |
| | HEALEY, Bart | NDP | 4,678 | 23.68 |
| | MANCINELLI, Stephen J. | GP | 2,668 | 13.50 |
| | WATRICH, Greg | UPBC | 749 | 3.79 |
| Cariboo North | CHARLEBOIS, Al "Ace" | PF | 24 | 0.15 |
| | GARDEN, Frank | NDP | 2,732 | 17.67 |
| | GOOK, Douglas Norman | GP | 712 | 4.61 |
| | GOULET, Tony | ANP | 292 | 1.89 |
| | MCBETH, Steven A. | UPBC | 420 | 2.72 |
| | MCIVOR, Kim | IND | 727 | 4.70 |
| | PAYNE, Stephen | BCM | 509 | 3.29 |
| * WILSON, John David | LIB | 10,044 | 64.97 | |
| Cariboo South | BROOMFIELD, Bruce | PF | 83 | 0.50 |
| | CASE, Dan | ANP | 552 | 3.35 |
| | COBB, Walt | LIB | 10,259 | 62.21 |
| | MATTE, Christopher | UPBC | 598 | 3.63 |
| | ORR, Mike | BCM | 739 | 4.48 |
| | * ZIRNHELT, David | NDP | 4,259 | 25.83 |
| Chilliwack-Kent | COMMODORE, Larry | GP | 1,511 | 8.19 |
| | FERGUSON, David | BCM | 968 | 5.25 |
| | JAMES, Malcolm | NDP | 2,155 | 11.68 |
| | * PENNER, Barry | LIB | 13,814 | 74.88 |
| Chilliwack-Sumas | CEPURAN, Grant | CP | 1,199 | 6.34 |
| | LES, John | LIB | 14,137 | 74.80 |
| | MUISE, Christine | NDP | 2,434 | 12.88 |
| | SIEFKEN, Norm | BCM | 1,130 | 5.98 |

*Member of the 36th Parliament

Summary of Results by Candidate

Statement of Votes
Elections British Columbia

| Electoral District | Name | Party | Total Valid Votes | % of Popular Vote |
|---------------------------|------------------------|--------------|--------------------------|--------------------------|
| Columbia River-Revelstoke | BROWNLEE, Jennifer R. | GP | 978 | 6.76 |
| | * DOYLE, Jim | NDP | 4,551 | 31.46 |
| | KIRKMAN, Lisa A. | BCM | 642 | 4.44 |
| | LEHN, Miles | UPBC | 490 | 3.39 |
| | MCMAHON, Wendy | LIB | 7,804 | 53.95 |
| Comox Valley | BEAUDOIN, Sylvain Luc | BCM | 873 | 3.16 |
| | * GILLESPIE, Evelyn | NDP | 5,356 | 19.37 |
| | HAGEN, Stan | LIB | 15,569 | 56.32 |
| | MUNROE, Pam | GP | 5,170 | 18.70 |
| | ROBINSON, John William | UPBC | 677 | 2.45 |
| Coquitlam-Maillardville | BONNER, Tim | UPBC | 862 | 4.25 |
| | GEDDES, Paul | BCM | 584 | 2.88 |
| | LANDGRAFF, Ken | NDP | 4,442 | 21.90 |
| | PETERSEN, Elly | GP | 2,522 | 12.44 |
| | STEAD, Doug | IND | 144 | 0.72 |
| | STEWART, Richard | LIB | 11,549 | 56.97 |
| | WARREN, Harry | IND | 170 | 0.84 |
| Cowichan-Ladysmith | BRUCE, Graham P. | LIB | 12,707 | 52.21 |
| | DUNCAN, Loren | GP | 3,250 | 13.35 |
| | HUTCHINS, Rob | NDP | 7,783 | 31.98 |
| | KUNZ, Larry | BCM | 597 | 2.46 |
| Delta North | GILFILLAN, Iain | BCM | 543 | 2.76 |
| | HAGUE, John | GP | 2,504 | 12.72 |
| | LORTIE, Norm | NDP | 3,734 | 18.97 |
| | * MASI, Reni | LIB | 11,919 | 60.54 |
| | TODOROVIC, Dario | UPBC | 987 | 5.01 |
| Delta South | ADAMS, Ruth Mary | NDP | 2,053 | 9.42 |
| | DHILLON, Paul | IND | 105 | 0.49 |
| | GOODRICH, Justin P. | UPBC | 760 | 3.49 |
| | HANSEN, Mike | BCM | 507 | 2.33 |
| | LA BELLE, Rob | GP | 3,650 | 16.75 |
| | MANN, George | IND | 114 | 0.52 |
| | * RODDICK, Val | LIB | 14,596 | 67.00 |

*Member of the 36th Parliament

| Electoral District | Name | Party | Total Valid Votes | % of Popular Vote |
|-------------------------|---------------------------|-------|-------------------|-------------------|
| East Kootenay | BENNETT, Bill | LIB | 10,206 | 61.85 |
| | KRATS, Joni | GP | 1,287 | 7.80 |
| | PARKE, Bruce | UPBC | 651 | 3.95 |
| | SIMA, Fred | BCM | 718 | 4.35 |
| | * WALSH, Erda | NDP | 3,638 | 22.05 |
| Esquimalt-Metchosin | ATTRILL, Scott | IND | 68 | 0.33 |
| | BERGLUND, Rick | IND | 105 | 0.50 |
| | CLARKE, Bill | CP | 322 | 1.55 |
| | DAVIES, Christopher John | BCM | 534 | 2.56 |
| | HAMILTON, Arnie | LIB | 9,544 | 45.79 |
| | KARAGIANIS, Maurine | NDP | 6,258 | 30.03 |
| | MCVEIGH, Gerry | IND | 57 | 0.27 |
| | SUNDEEN, Marilyn | GP | 3,685 | 17.68 |
| | WARD, Bob | UPBC | 268 | 1.29 |
| Fort Langley-Aldergrove | CHALLENGER, Simon | NDP | 2,619 | 10.82 |
| | * COLEMAN, Rich | LIB | 16,527 | 68.30 |
| | DUNBAR, Murray | IND | 336 | 1.39 |
| | JOPLING, Deanna | UPBC | 1,275 | 5.27 |
| | MCKENZIE, Joshua | BCM | 674 | 2.79 |
| | WELLING, Andrea | GP | 2,766 | 11.43 |
| | | | | |
| Kamloops | GUSHULAK, Julian | BCM | 707 | 3.47 |
| | * MCGREGOR, Cathy | NDP | 4,592 | 22.55 |
| | RICHMOND, Claude | LIB | 12,258 | 60.21 |
| | SCHMIDT, Ernie | IND | 193 | 0.95 |
| | TEICHMAN, Joe | GP | 2,180 | 10.71 |
| | WATSON, Ruth | UPBC | 430 | 2.11 |
| Kamloops-North Thompson | ALTENHOFEN, R.H. (Bob) | UPBC | 836 | 3.84 |
| | FALK, Vern | BCM | 1,025 | 4.69 |
| | HARTLE, Dwayne | NDP | 4,181 | 19.14 |
| | * KRUEGER, Kevin | LIB | 12,676 | 58.04 |
| | WALSH, Denis J. | GP | 3,122 | 14.29 |
| Kelowna-Lake Country | HALONEN, Paul | BCM | 734 | 3.29 |
| | RICE, Devra Lynn | GP | 2,606 | 11.68 |
| | SCOTLAND, Janet Elizabeth | NDP | 3,102 | 13.91 |
| | THOMSON, David | BCAP | 272 | 1.22 |
| | * WEISBECK, John Alan | LIB | 14,093 | 63.19 |
| | WENDLAND, Kevin | UPBC | 1,496 | 6.71 |

*Member of the 36th Parliament

Summary of Results by Candidate

Statement of Votes
Elections British Columbia

| Electoral District | Name | Party | Total Valid Votes | % of Popular Vote |
|--------------------------|------------------------|-------|-------------------|-------------------|
| Kelowna-Mission | BAUDAIS, Grant | BCAP | 296 | 1.25 |
| | * HAWKINS, Sindi | LIB | 15,351 | 64.60 |
| | NICHOL, Kelly | BCM | 787 | 3.31 |
| | REID, Angela | GP | 2,588 | 10.89 |
| | ROSAL, Assunta | NDP | 3,066 | 12.90 |
| | VOGAN, Paul | UPBC | 1,674 | 7.05 |
| Langley | BECKER, Mavis | BCM | 723 | 3.21 |
| | LATHAM, Paul | NDP | 2,720 | 12.11 |
| | NELSON, Gordon | UPBC | 1,605 | 7.15 |
| | * STEPHENS, Lynn | LIB | 14,564 | 64.85 |
| | TAYLOR, Pat | GP | 2,847 | 12.68 |
| Malahat-Juan de Fuca | ANDERTON, Ron | BCM | 547 | 2.39 |
| | BRADLEY, Stephen | GP | 3,275 | 14.31 |
| | HUGHES, Richard | NDP | 3,687 | 16.10 |
| | * KASPER, Rick | IND | 5,164 | 22.56 |
| | KERR, Brian J. | LIB | 9,676 | 42.26 |
| | MANDER, Julie L. M. | UPBC | 323 | 1.41 |
| | POWER, Susan | CP | 222 | 0.97 |
| Maple Ridge-Mission | BENNETT, Rose | NDP | 4,710 | 20.66 |
| | BRIERE-SMART, Denise | BCM | 908 | 3.98 |
| | HAWES, Randy | LIB | 12,920 | 56.67 |
| | PALEY, Dawn | GP | 2,910 | 12.76 |
| | RANDALL, Dale | IND | 252 | 1.11 |
| | RICHARDSON, Chum | IND | 63 | 0.27 |
| | RITCHIE, David | UPBC | 1,037 | 4.55 |
| Maple Ridge-Pitt Meadows | CAMERON, Rick | BCM | 716 | 3.10 |
| | FELGNER, Michael | BCAP | 97 | 0.42 |
| | GILDERSLEEVE, Mike | GP | 3,069 | 13.29 |
| | * HARTLEY, Bill | NDP | 5,764 | 24.95 |
| | HENSMAN, Dave | UPBC | 1,220 | 5.28 |
| | STEWART, Ken | LIB | 12,235 | 52.96 |
| Nanaimo | BRUNIE, Brunie | IND | 199 | 0.92 |
| | CATLEY, Doug | GP | 3,810 | 17.45 |
| | HUNTER, Mike | LIB | 9,748 | 44.64 |
| | KROG, Leonard | NDP | 6,602 | 30.23 |
| | LAVALLÉE, Donald Edgar | BCM | 889 | 4.07 |
| | MILLER, Steve | UPBC | 588 | 2.69 |

*Member of the 36th Parliament

| Electoral District | Name | Party | Total Valid Votes | % of Popular Vote |
|--------------------------|---------------------------|-------|-------------------|-------------------|
| Nanaimo-Parksville | BRENNAN, Jamie | NDP | 5,852 | 21.11 |
| | CARSON, Phil | GP | 3,192 | 11.51 |
| | MELMAN, Leonard Martin | BCM | 634 | 2.28 |
| | * REID, Judith | LIB | 17,356 | 62.60 |
| | STELMACKER, Daniel | UPBC | 693 | 2.50 |
| Nelson-Creston | COX, Stephen | UPBC | 1,108 | 5.05 |
| | * EVANS, Corky | NDP | 6,981 | 31.82 |
| | LOEHNDORF, Dan | BCM | 570 | 2.60 |
| | MCCRORY, Colleen | GP | 4,723 | 21.53 |
| | SUFFREDINE, Blair F. | LIB | 8,558 | 39.00 |
| New Westminster | * BOWBRICK, Graeme | NDP | 6,971 | 31.02 |
| | BROUGHTON, Robert | GP | 2,982 | 13.27 |
| | CAMPBELL, Marlene P. | BCM | 859 | 3.82 |
| | IRVING, Howard Vernon | UPBC | 604 | 2.69 |
| | MURRAY, Joyce | LIB | 11,059 | 49.20 |
| North Coast | BELSEY, Bill | LIB | 4,915 | 45.25 |
| | BOLTON, Emsily Victor | ANP | 526 | 4.84 |
| | FITZPATRICK, Colleen | NDP | 4,084 | 37.61 |
| | HALL, Clarence | UPBC | 152 | 1.40 |
| | KONSMO, David | GP | 560 | 5.16 |
| | PEERLESS, Kenneth Leonard | BCM | 623 | 5.74 |
| North Island | EVERS, Noreen | BCM | 1,099 | 4.56 |
| | KELLER, Ralph | GP | 2,871 | 11.90 |
| | * ROBERTSON, Glenn | NDP | 6,375 | 26.42 |
| | SANDERSON VISSER, Rod | LIB | 13,781 | 57.12 |
| North Vancouver-Lonsdale | COTE, Jonathan Xerxes | | 173 | 0.91 |
| | KISHI, Roger | NDP | 3,016 | 15.89 |
| | LONG, Terry W. | GP | 3,823 | 20.14 |
| | NEAL, Darin Keith | BCM | 612 | 3.22 |
| | * WHITTRED, Katherine | LIB | 11,362 | 59.84 |
| North Vancouver-Seymour | DREYER, Tom | BCM | 568 | 2.38 |
| | GAMBLE, Ron | RP | 683 | 2.86 |
| | * JARVIS, Daniel | LIB | 15,568 | 65.12 |
| | KIRKALDY, Evelyn | GP | 4,127 | 17.26 |
| | MCKENZIE, Chris | IND | 209 | 0.87 |
| | PATERSON, Sheila | NDP | 2,751 | 11.51 |

*Member of the 36th Parliament

Summary of Results by Candidate

 Statement of Votes
 Elections British Columbia

| Electoral District | Name | Party | Total Valid Votes | % of Popular Vote |
|---------------------------|---------------------------|--------------|--------------------------|--------------------------|
| Oak Bay-Gordon Head | BERESFORD, Charley | NDP | 5,789 | 22.74 |
| | * CHONG, Ida | LIB | 14,588 | 57.31 |
| | GEALL, Christin | GP | 4,666 | 18.33 |
| | MANN, Michael "Mik" | BCM | 411 | 1.62 |
| Okanagan-Vernon | CHRISTENSEN, Tom | LIB | 13,868 | 56.51 |
| | DANIELS, Kathleen (N.O.) | NA | 157 | 0.64 |
| | HOKHOLD, Andrew N. | BCPA | 82 | 0.33 |
| | JONES, Michael | BCM | 917 | 3.74 |
| | MACDONALD, Doug | UPBC | 3,213 | 13.09 |
| | NELSON, Erin | GP | 2,214 | 9.02 |
| | SEBASTIAN, Troy | NDP | 3,529 | 14.38 |
| | WONG, Herb | IND | 562 | 2.29 |
| Okanagan-Westside | HUNT, Howard Lionel | UPBC | 1,364 | 6.55 |
| | PEACH, Jack W. | BCAP | 921 | 4.42 |
| | TAYLOR, Teresa | BCM | 1,188 | 5.70 |
| | * THORPE, Rick | LIB | 14,181 | 68.08 |
| | URSULIAK, Ernie Dmetro | NDP | 3,176 | 15.25 |
| Peace River North | CHURCHILL, Brian | NDP | 1,047 | 11.56 |
| | * NEUFELD, Richard | LIB | 6,629 | 73.22 |
| | RENAUD, Paul | BCM | 810 | 8.95 |
| | STANGE, Roy Daniel | UPBC | 568 | 6.27 |
| Peace River South | GOLHOF, Garret | UPBC | 225 | 2.25 |
| | KABUSH, Elmer | NDP | 767 | 7.69 |
| | LAJEUNESSE, Stacey Dean | GP | 407 | 4.08 |
| | LEKSTROM, Blair | LIB | 6,393 | 64.20 |
| | MITTON, Grant | SC | 1,726 | 17.33 |
| | RAINEY-FENKAREK, Michelle | BCM | 444 | 4.45 |
| Penticton-Okanagan Valley | * BARISOFF, Bill | LIB | 15,609 | 62.73 |
| | GIDDA, Kal | BCCA | 522 | 2.10 |
| | GOLDSTONE, Riley | BCM | 786 | 3.16 |
| | NAEGEL, Harry | GP | 3,524 | 14.16 |
| | OZERO, Walter | UPBC | 553 | 2.23 |
| | TERADA, Naga | NDP | 3,887 | 15.62 |

*Member of the 36th Parliament

| Electoral District | Name | Party | Total Valid Votes | % of Popular Vote |
|-------------------------------|-------------------------|-------|-------------------|-------------------|
| Port Coquitlam-Burke Mountain | BRACONNIER, Craig | IND | 151 | 0.68 |
| | DELANEY, Chris | UPBC | 2,297 | 10.42 |
| | FANSTONE, Clay | RP | 150 | 0.68 |
| | * FARNWORTH, Mike | NDP | 7,198 | 32.65 |
| | GALLAGHER, Kelli | GP | 1,841 | 8.36 |
| | HEWER, Doug | BCM | 446 | 2.02 |
| | MANHAS, Karn | LIB | 9,963 | 45.19 |
| Port Moody-Westwood | * CLARK, Christy | LIB | 16,500 | 74.64 |
| | REVEL, Brian | NDP | 4,178 | 18.90 |
| | SMECHER, Graeme | BCM | 1,428 | 6.46 |
| Powell River-Sunshine Coast | CARR, Adriane Janice | GP | 6,316 | 27.01 |
| | LARSEN, Dana Albert | BCM | 812 | 3.48 |
| | LONG, Harold | LIB | 9,904 | 42.36 |
| | * WILSON, Gordon | NDP | 6,349 | 27.15 |
| Prince George-Mount Robson | ARRIS, Lelani Lynn | GP | 1,429 | 9.91 |
| | BOND, Shirley | LIB | 8,033 | 55.72 |
| | DEWOLF, Andrej Joeseeph | BCM | 744 | 5.16 |
| | MARTZ, Erle | RP | 445 | 3.09 |
| | WHITCOMBE, Todd | NDP | 2,655 | 18.42 |
| | ZAYONC, Bob | UPBC | 1,110 | 7.70 |
| Prince George North | BELL, Pat | LIB | 9,215 | 61.02 |
| | CROWLEY, Hilary | GP | 1,137 | 7.53 |
| | GRIMSRUD, Robert | BCM | 588 | 3.89 |
| | JENSEN, Leif | IND | 76 | 0.51 |
| | LLEWELLYN, Bryan | NDP | 2,148 | 14.22 |
| | LOW, David G. | UPBC | 838 | 5.55 |
| | MASKELL, Lisa | WR | 621 | 4.11 |
| | MCLEOD, Fred | IND | 478 | 3.17 |
| Prince George-Omineca | DEWOLF, Will | BCM | 646 | 3.81 |
| | JOHN, Ed | NDP | 3,156 | 18.58 |
| | MATTE, Eldon | UPBC | 1,685 | 9.92 |
| | * NETTLETON, Paul R. | LIB | 10,469 | 61.65 |
| | USHER, David | GP | 1,026 | 6.04 |

*Member of the 36th Parliament

Summary of Results by Candidate

Statement of Votes
Elections British Columbia

| Electoral District | Name | Party | Total Valid Votes | % of Popular Vote |
|-------------------------------|--------------------------|--------------|--------------------------|--------------------------|
| Richmond Centre | GRANT, Jaana | NDP | 2,206 | 13.14 |
| | HALSEY-BRANDT, Greg | LIB | 12,061 | 71.86 |
| | HESSELS, Jim | UPBC | 381 | 2.27 |
| | KAN-HALFORD, Alice | BCM | 357 | 2.13 |
| | MARSHALL, Bruce | GP | 1,615 | 9.62 |
| | TOFIN, Frank Peter | CP | 165 | 0.98 |
| Richmond East | FARAH, Mohamud Ali | IND | 173 | 0.96 |
| | KRONSTEIN, Stephen | GP | 1,802 | 9.97 |
| | NASGOWITZ, Willy | NDP | 2,550 | 14.11 |
| | PAL, Joe | UPBC | 599 | 3.32 |
| | * REID, Linda | LIB | 12,498 | 69.18 |
| | SHAVLUK, John | BCM | 445 | 2.46 |
| Richmond-Steveston | CHILTON, Barry Edward | CP | 160 | 0.76 |
| | HUDSON, Kevan | GP | 2,257 | 10.77 |
| | MATHIAS, Gordon | BCM | 561 | 2.68 |
| | MORTIMER, Billie | NDP | 2,564 | 12.24 |
| | PAUL, Vincent | UPBC | 381 | 1.82 |
| | PETERSEN, Edith | PF | 21 | 0.10 |
| | * PLANT, Geoff | LIB | 14,508 | 69.23 |
| | WADE, Sue | RP | 145 | 0.69 |
| | WARNKE, Allan | IND | 358 | 1.71 |
| Saanich North and the Islands | * COELL, Murray Robert | LIB | 15,406 | 54.29 |
| | JENSEN, Balthar Johannes | IND | 257 | 0.91 |
| | LEWIS, Andrew | GP | 7,211 | 25.41 |
| | RACKI, Christina | BCM | 491 | 1.73 |
| | SAM, Paul | NDP | 5,011 | 17.66 |
| | Saanich South | BRICE, Susan | LIB | 12,699 |
| CUBBERLEY, David | | NDP | 6,838 | 28.09 |
| LAUDER, James Robert | | IND | 172 | 0.71 |
| MACDONALD, Gracie | | GP | 3,823 | 15.70 |
| SCRIMGER, Paul | | CP | 349 | 1.43 |
| TULLOCH, Tamara | | BCM | 462 | 1.90 |

*Member of the 36th Parliament

| Electoral District | Name | Party | Total Valid Votes | % of Popular Vote |
|-----------------------|---------------------------|-------|-------------------|-------------------|
| Shuswap | * ABBOTT, George Malcolm | LIB | 12,950 | 56.27 |
| | FOWLER, Wayne | NDP | 3,788 | 16.46 |
| | LUTJEN, Larissa | GP | 2,423 | 10.53 |
| | MCLENNAN, Jeanette (N.O.) | NA | 119 | 0.52 |
| | ROBERTS, Paddy | BCM | 835 | 3.63 |
| | THIESSEN, Al | UPBC | 2,857 | 12.41 |
| | YEE, Scott | CENT | 41 | 0.18 |
| Skeena | AMOS, Gerald Victor | ANP | 479 | 3.61 |
| | BENHAM, Roger Colin | GP | 695 | 5.23 |
| | ERB, Bob | BCM | 810 | 6.10 |
| | * GIESBRECHT, Helmut | NDP | 2,644 | 19.91 |
| | HARRIS, Roger Brendan | LIB | 8,653 | 65.15 |
| Surrey-Cloverdale | CHITTY, Steve | GP | 2,227 | 10.33 |
| | ELLIOTT, Jason | BCM | 481 | 2.23 |
| | FALCON, Kevin | LIB | 13,739 | 63.72 |
| | HOYTEMA, George | UPBC | 1,112 | 5.16 |
| | * MCKINNON, Bonnie | IND | 1,669 | 7.74 |
| | OAKLEY, Steve | NDP | 2,333 | 10.82 |
| Surrey-Green Timbers | DAUDHARIA, Harjit | COMM | 103 | 0.67 |
| | * HAMMELL, Sue | NDP | 5,592 | 36.31 |
| | KALSI, Dennis | BCM | 561 | 3.65 |
| | LOCKE, Brenda | LIB | 7,539 | 48.95 |
| | PATERSON, Jim | RP | 538 | 3.49 |
| | ROBINSON, C. Lewis | UPBC | 1,067 | 6.93 |
| Surrey-Newton | BHULLAR, Tony | LIB | 6,750 | 49.45 |
| | BRIDGMAN, Margaret | RP | 431 | 3.16 |
| | GREWAL, Param | NDP | 3,949 | 28.93 |
| | JOSHI, Paul | UPBC | 498 | 3.65 |
| | KAWAMOTO, Stephen | BCM | 348 | 2.55 |
| | WALTERS, David | GP | 1,673 | 12.26 |
| Surrey-Panorama Ridge | ABRAHAM, Shirley | RP | 408 | 2.51 |
| | ATHWAL, Sunny | GP | 1,437 | 8.83 |
| | CAINE, Randy | BCM | 424 | 2.61 |
| | CHEEMA, Gulzar | LIB | 9,590 | 58.94 |
| | RALSTON, Bruce | NDP | 3,240 | 19.91 |
| | STILWELL, Heather | UPBC | 1,123 | 6.90 |
| | WEILAND, Ed | BCAP | 50 | 0.30 |

*Member of the 36th Parliament

Summary of Results by Candidate

Statement of Votes
Elections British Columbia

| Electoral District | Name | Party | Total Valid Votes | % of Popular Vote |
|---------------------------|-------------------------|--------------|--------------------------|--------------------------|
| Surrey-Tynehead | BELL, Barry | NDP | 3,159 | 15.72 |
| | BENIPAL, Mandir | IND | 50 | 0.25 |
| | BRIERE, Don | BCM | 385 | 1.92 |
| | COLLINS, Marilyn | IND | 880 | 4.38 |
| | EPHRAIMSON, Enoch | RP | 265 | 1.31 |
| | HAYER, Dave | LIB | 12,252 | 60.95 |
| | MACHT, Joel | GP | 1,876 | 9.33 |
| | STILWELL, Bill | UPBC | 1,234 | 6.14 |
| Surrey-Whalley | ARNAOUT, Khalid Damien | BCM | 544 | 3.72 |
| | BRENZINGER, Elayne | LIB | 6,693 | 45.73 |
| | CONWAY, John A. | UPBC | 838 | 5.73 |
| | MCCOMAS, Terry | GP | 1,652 | 11.28 |
| | RUNTEÉ, Mike | RP | 374 | 2.55 |
| | * SMALLWOOD, Joan | NDP | 4,536 | 30.99 |
| Surrey-White Rock | BOURGEOIS, David | BCM | 536 | 1.96 |
| | CHRISTINE, Ruth | GP | 3,577 | 13.16 |
| | * HOGG, Gordon J. | LIB | 18,678 | 68.70 |
| | SAHL, Garry | UPBC | 983 | 3.62 |
| | TODD, Matt | NDP | 3,415 | 12.56 |
| Vancouver-Burrard | BEAR, Boris | IND | 136 | 0.57 |
| | EMERY, Marc | BCM | 906 | 3.82 |
| | HELVIS | | 25 | 0.11 |
| | MATTU, Robbie | GP | 3,826 | 16.15 |
| | MAYENCOURT, Lorne | LIB | 11,396 | 48.11 |
| | * STEVENSON, Tim | NDP | 7,359 | 31.07 |
| | THERIAULT, Joseph | PF | 40 | 0.17 |
| Vancouver-Fairview | * FARRELL-COLLINS, Gary | LIB | 12,864 | 54.94 |
| | MACINTYRE, Ron | BCM | 651 | 2.78 |
| | ROMANIUK, Anita | NDP | 4,772 | 20.38 |
| | SPROULE, Brian | PF | 76 | 0.33 |
| | VIOLINI, Vanessa | GP | 5,051 | 21.57 |
| Vancouver-Fraserview | HUGHES, Paul Emerson | BCM | 267 | 1.46 |
| | JOHNSTON, Ken | LIB | 10,361 | 56.84 |
| | MATTHEW, Merina | GP | 1,417 | 7.77 |
| | STILWELL, Paul | UPBC | 369 | 2.02 |
| | * WADDELL, Ian | NDP | 5,815 | 31.91 |

*Member of the 36th Parliament

| Electoral District | Name | Party | Total Valid Votes | % of Popular Vote |
|--------------------------|-------------------------|-------|-------------------|-------------------|
| Vancouver-Hastings | BOYLAN, Charles | PF | 119 | 0.63 |
| | GREGSON, Ian | GP | 2,874 | 14.94 |
| | LEE, Daniel | LIB | 7,600 | 39.51 |
| | * MACPHAIL, Joy | NDP | 8,009 | 41.64 |
| | OUIMET, Davin | BCM | 409 | 2.13 |
| | WOOLSEY, Carrol Barbara | SC | 222 | 1.15 |
| Vancouver-Kensington | * DOSANJH, Ujjal | NDP | 7,478 | 38.82 |
| | GORDON, John | BCM | 516 | 2.68 |
| | KRAWCZYK, Betty | GP | 1,795 | 9.32 |
| | O'FLYNN, John Francis | UPBC | 314 | 1.62 |
| | WONG, Patrick | LIB | 9,162 | 47.56 |
| Vancouver-Kingsway | BARSALLO, Alicia | NDP | 5,429 | 32.78 |
| | DUCHARME, Tyler | COBC | 159 | 0.96 |
| | LAY, Steven Mackenzie | BCM | 364 | 2.20 |
| | LYON, Geoff | GP | 1,725 | 10.41 |
| | NIJJAR, Rob | LIB | 8,264 | 49.89 |
| | PETERSEN, Donna | PF | 81 | 0.49 |
| | VETRO, Sal | UPBC | 541 | 3.27 |
| Vancouver-Langara | * ANDERSON, Val | LIB | 11,800 | 66.90 |
| | CAMPBELL, Anthony | BCM | 673 | 3.82 |
| | HILL, Michael | PF | 51 | 0.29 |
| | PRONTZOS, Peter G. | NDP | 2,999 | 17.00 |
| | WARKENTIN, Doug | GP | 2,009 | 11.39 |
| | YOUNG, Joe | | 105 | 0.60 |
| Vancouver-Mount Pleasant | CARIOU, Kimball | COMM | 142 | 0.88 |
| | HOFMANN, Dale | GP | 2,612 | 16.22 |
| | * KWAN, Jenny Wai Ching | NDP | 7,163 | 44.48 |
| | LIAR, Liar | NA | 148 | 0.92 |
| | MALMO-LEVINE, David | BCM | 489 | 3.03 |
| | POLEY, Franklin Wayne | POC | 42 | 0.26 |
| | SPARROW, Gail Yvonne | LIB | 5,343 | 33.18 |
| | WRIGHT, Ken | UPBC | 166 | 1.03 |

*Member of the 36th Parliament

Summary of Results by Candidate

 Statement of Votes
 Elections British Columbia

| Electoral District | Name | Party | Total Valid Votes | % of Popular Vote |
|---------------------------|--------------------------------|--------------|--------------------------|--------------------------|
| Vancouver-Point Grey | * CAMPBELL, Gordon | LIB | 13,430 | 56.14 |
| | CURYLO, Alex | BCM | 659 | 2.75 |
| | DAHMS, Greg | UPBC | 257 | 1.07 |
| | JAMIESON, Anne | PF | 43 | 0.18 |
| | JOHAL, Am | NDP | 4,441 | 18.57 |
| | RUBIN, Varya | GP | 5,094 | 21.29 |
| Vancouver-Quilchena | CHOWNE, Katrina | BCM | 351 | 1.54 |
| | * HANSEN, Colin Gordon | LIB | 16,829 | 73.86 |
| | JOHNSTONE, Judy | GP | 3,277 | 14.38 |
| | RICHMOND, Gareth Charles | NDP | 2,168 | 9.52 |
| | SHARP, Mike | IND | 160 | 0.70 |
| Victoria-Beacon Hill | BOTTERELL, Rob | IND | 205 | 0.82 |
| | BRAY, Jeff | LIB | 9,297 | 37.04 |
| | GOODACRE, Kirsten | COMM | 64 | 0.25 |
| | HARTNELL, Gregory Paul Michael | UPBC | 290 | 1.15 |
| | JAMES, Carole | NDP | 9,262 | 36.90 |
| | MEYER ZU ERPEN, Walter | GP | 5,453 | 21.72 |
| | TOMPKINS, Troy | BCM | 532 | 2.12 |
| Victoria-Hillside | BEYER, Chuck | BCM | 663 | 3.17 |
| | BRAATEN, Laery | CFED | 49 | 0.24 |
| | GIDORA, George | COMM | 72 | 0.35 |
| | HERTZOG, Stuart | GP | 4,142 | 19.82 |
| | * ORCHERTON, Steve | NDP | 7,796 | 37.31 |
| | ORR, Sheila | LIB | 7,878 | 37.71 |
| | WHITTAL, Allan | UPBC | 293 | 1.40 |
| West Kootenay-Boundary | * CONROY, Ed | NDP | 6,915 | 31.89 |
| | MCLAREN, Mark | UPBC | 1,139 | 5.25 |
| | PÉPÉ, Patricia | GP | 2,004 | 9.24 |
| | SANTORI, Sandy | LIB | 10,784 | 49.74 |
| | TAYLOR, Brian | BCM | 840 | 3.88 |
| West Vancouver-Capilano | * DALTON, Jeremy | IND | 1,355 | 6.33 |
| | GAMBIOLI, Nora | GP | 2,932 | 13.70 |
| | LOVICK, Matt | NDP | 1,284 | 6.00 |
| | SULTAN, Ralph | LIB | 15,556 | 72.69 |
| | VICHERT, Keir | BCM | 274 | 1.28 |

*Member of the 36th Parliament

| Electoral District | Name | Party | Total Valid Votes | % of Popular Vote |
|---------------------------|-------------------------|--------------|--------------------------|--------------------------|
| West Vancouver-Garibaldi | ADAM, Robert | BCM | 767 | 3.60 |
| | MACLEOD, Barrie | NDP | 2,330 | 10.92 |
| | * NEBBELING, Ted | LIB | 14,542 | 68.18 |
| | TATROFF, Peter Michael | GP | 3,691 | 17.30 |
| Yale-Lillooet | CHUTTER, Dave | LIB | 9,845 | 60.07 |
| | KANEMITSU, Harue | GP | 1,657 | 10.11 |
| | MOSES, Don | ANP | 1,126 | 6.87 |
| | O'DONNELL, Dorothy-Jean | PF | 136 | 0.84 |
| | ROYER, Vincent | BCM | 807 | 4.92 |
| | YORK, Victor | NDP | 2,817 | 17.19 |

*Member of the 36th Parliament

Summary of Results by Electoral District

| Electoral District | ANP | BCM | CP | GP | LIB | NDP | RP | SC | UPBC | OTHER* | Total Valid Votes | Total Rejected Ballots | Registered Voters Who Voted | No. of Registered Voters | % Who Voted |
|---------------------------|-----|-------|-------|-------|--------|-------|----|----|-------|--------|-------------------|------------------------|-----------------------------|--------------------------|-------------|
| Abbotsford-Clayburn | — | 706 | — | — | 12,584 | 2,096 | — | — | 1,751 | 217 | 17,354 | 154 | 17,508 | 24,556 | 71.30% |
| Abbotsford-Mount Lehman | — | 451 | — | 1,299 | 12,660 | 2,431 | — | — | 1,576 | 69 | 18,486 | 116 | 18,602 | 26,040 | 71.44% |
| Alberni-Qualicum | — | 1,081 | — | 2,999 | 13,109 | 7,395 | — | — | — | — | 24,584 | 93 | 24,677 | 33,033 | 74.70% |
| Bulkley Valley-Stikine | 405 | 507 | — | 856 | 7,414 | 2,823 | — | — | 1,190 | 62 | 13,257 | 44 | 13,301 | 18,150 | 73.28% |
| Burnaby-Edmonds | — | 456 | — | 2,599 | 9,607 | 4,924 | — | — | 1,111 | 105 | 18,802 | 120 | 18,922 | 27,071 | 69.90% |
| Burnaby North | — | 466 | — | 2,824 | 11,062 | 5,992 | — | — | — | — | 20,344 | 102 | 20,446 | 28,587 | 71.52% |
| Burnaby-Willingdon | — | 362 | — | 2,879 | 10,207 | 4,608 | — | — | — | 240 | 18,296 | 158 | 18,454 | 26,336 | 70.07% |
| Burquitlam | — | 530 | — | 2,668 | 11,131 | 4,678 | — | — | 749 | — | 19,756 | 190 | 19,946 | 28,112 | 70.95% |
| Cariboo North | 292 | 509 | — | 712 | 10,044 | 2,732 | — | — | 420 | 751 | 15,460 | 76 | 15,536 | 21,440 | 72.46% |
| Cariboo South | 552 | 739 | — | — | 10,259 | 4,259 | — | — | 598 | 83 | 16,490 | 66 | 16,556 | 22,162 | 74.70% |
| Chilliwack-Kent | — | 968 | — | 1,511 | 13,814 | 2,155 | — | — | — | — | 18,448 | 94 | 18,542 | 25,884 | 71.63% |
| Chilliwack-Sumas | — | 1,130 | 1,199 | — | 14,137 | 2,434 | — | — | — | — | 18,900 | 168 | 19,068 | 27,017 | 70.58% |
| Columbia River-Revelstoke | — | 642 | — | 978 | 7,804 | 4,551 | — | — | 490 | — | 14,465 | 46 | 14,511 | 20,166 | 71.96% |
| Comox Valley | — | 873 | — | 5,170 | 15,569 | 5,356 | — | — | 677 | — | 27,645 | 57 | 27,702 | 37,028 | 74.81% |
| Coquitlam-Maillardville | — | 584 | — | 2,522 | 11,549 | 4,442 | — | — | 862 | 314 | 20,273 | 75 | 20,348 | 28,492 | 71.42% |
| Cowichan-Ladysmith | — | 597 | — | 3,250 | 12,707 | 7,783 | — | — | — | — | 24,337 | 99 | 24,436 | 31,855 | 76.71% |
| Delta North | — | 543 | — | 2,504 | 11,919 | 3,734 | — | — | 987 | — | 19,687 | 84 | 19,771 | 27,213 | 72.65% |
| Delta South | — | 507 | — | 3,650 | 14,596 | 2,053 | — | — | 760 | 219 | 21,785 | 64 | 21,849 | 29,868 | 73.15% |
| East Kootenay | — | 718 | — | 1,287 | 10,206 | 3,638 | — | — | 651 | — | 16,500 | 59 | 16,559 | 24,084 | 68.76% |
| Esquimalt-Metchosin | — | 534 | 322 | 3,685 | 9,544 | 6,258 | — | — | 268 | 230 | 20,841 | 86 | 20,927 | 30,114 | 69.49% |
| Fort Langley-Aldergrove | — | 674 | — | 2,766 | 16,527 | 2,619 | — | — | 1,275 | 336 | 24,197 | 111 | 24,308 | 33,086 | 73.47% |
| Kamloops | — | 707 | — | 2,180 | 12,258 | 4,592 | — | — | 430 | 193 | 20,360 | 174 | 20,534 | 29,881 | 68.72% |
| Kamloops-North Thompson | — | 1,025 | — | 3,122 | 12,676 | 4,181 | — | — | 836 | — | 21,840 | 172 | 22,012 | 30,297 | 72.65% |
| Kelowna-Lake Country | — | 734 | — | 2,606 | 14,093 | 3,102 | — | — | 1,496 | 272 | 22,303 | 104 | 22,407 | 33,488 | 66.91% |
| Kelowna-Mission | — | 787 | — | 2,588 | 15,351 | 3,066 | — | — | 1,674 | 296 | 23,762 | 102 | 23,864 | 35,323 | 67.56% |
| Langley | — | 723 | — | 2,847 | 14,564 | 2,720 | — | — | 1,605 | — | 22,459 | 66 | 22,525 | 31,298 | 71.97% |
| Malahat-Juan de Fuca | — | 547 | 222 | 3,275 | 9,676 | 3,687 | — | — | 323 | 5,164 | 22,894 | 93 | 22,987 | 31,243 | 73.57% |
| Maple Ridge-Mission | — | 908 | — | 2,910 | 12,920 | 4,710 | — | — | 1,037 | 315 | 22,800 | 127 | 22,927 | 32,350 | 70.87% |
| Maple Ridge-Pitt Meadows | — | 716 | — | 3,069 | 12,235 | 5,764 | — | — | 1,220 | 97 | 23,101 | 77 | 23,178 | 31,793 | 72.90% |
| Nanaimo | — | 889 | — | 3,810 | 9,748 | 6,602 | — | — | 588 | 199 | 21,836 | 110 | 21,946 | 31,412 | 69.87% |
| Nanaimo-Parksville | — | 634 | — | 3,192 | 17,356 | 5,852 | — | — | 693 | — | 27,727 | 105 | 27,832 | 37,139 | 74.94% |
| Nelson-Creston | — | 570 | — | 4,723 | 8,558 | 6,981 | — | — | 1,108 | — | 21,940 | 79 | 22,019 | 29,233 | 75.32% |
| New Westminster | — | 859 | — | 2,982 | 11,059 | 6,971 | — | — | 604 | — | 22,475 | 113 | 22,588 | 31,784 | 71.07% |

Summary of Results by Electoral District

| Electoral District | ANP | BCM | CP | GP | LIB | NDP | RP | SC | UPBC | OTHER* | Total Valid Votes | Total Rejected Votes | Registered Voters | | % Who Voted |
|-------------------------------|-----|-------|-----|-------|--------|-------|-----|-------|-------|--------|-------------------|----------------------|-------------------|-------------------|-------------|
| | | | | | | | | | | | | | Who Voted | Registered Voters | |
| North Coast | 526 | 623 | — | 560 | 4,915 | 4,084 | — | — | 152 | — | 10,860 | 46 | 10,906 | 16,458 | 66.27% |
| North Island | — | 1,099 | — | 2,871 | 13,781 | 6,375 | — | — | — | — | 24,126 | 104 | 24,230 | 32,883 | 73.69% |
| North Vancouver-Lonsdale | — | 612 | — | 3,823 | 11,362 | 3,016 | — | — | — | 173 | 18,986 | 167 | 19,153 | 28,101 | 68.16% |
| North Vancouver-Seymour | — | 568 | — | 4,127 | 15,568 | 2,751 | 683 | — | — | 209 | 23,906 | 94 | 24,000 | 32,554 | 73.72% |
| Oak Bay-Gordon Head | — | 411 | — | 4,666 | 14,588 | 5,789 | — | — | — | — | 25,454 | 93 | 25,547 | 33,817 | 75.54% |
| Okanagan-Vernon | — | 917 | — | 2,214 | 13,868 | 3,529 | — | — | 3,213 | 801 | 24,542 | 68 | 24,610 | 35,638 | 69.06% |
| Okanagan-Westside | — | 1,188 | — | — | 14,181 | 3,176 | — | — | 1,364 | 921 | 20,830 | 127 | 20,957 | 29,976 | 69.91% |
| Peace River North | — | 810 | — | — | 6,629 | 1,047 | — | — | 568 | — | 9,054 | 55 | 9,109 | 16,527 | 55.12% |
| Peace River South | — | 444 | — | 407 | 6,393 | 767 | — | 1,726 | 225 | — | 9,962 | 34 | 9,996 | 16,028 | 62.37% |
| Penticton-Okanagan Valley | — | 786 | — | 3,524 | 15,609 | 3,887 | — | — | 553 | 522 | 24,881 | 73 | 24,954 | 36,615 | 68.15% |
| Port Coquitlam-Burke Mountain | — | 446 | — | 1,841 | 9,963 | 7,198 | 150 | — | 2,297 | 151 | 22,046 | 54 | 22,100 | 29,602 | 74.66% |
| Port Moody-Westwood | — | 1,428 | — | — | 16,500 | 4,178 | — | — | — | — | 22,106 | 193 | 22,299 | 31,057 | 71.80% |
| Powell River-Sunshine Coast | — | 812 | — | 6,316 | 9,904 | 6,349 | — | — | — | — | 23,381 | 99 | 23,480 | 30,763 | 76.33% |
| Prince George-Mount Robson | — | 744 | — | 1,429 | 8,033 | 2,655 | 445 | — | 1,110 | — | 14,416 | 128 | 14,544 | 21,141 | 68.80% |
| Prince George North | — | 588 | — | 1,137 | 9,215 | 2,148 | — | — | 838 | 1,175 | 15,101 | 68 | 15,169 | 21,137 | 71.77% |
| Prince George-Omineca | — | 646 | — | 1,026 | 10,469 | 3,156 | — | — | 1,685 | — | 16,982 | 84 | 17,066 | 23,155 | 73.70% |
| Richmond Centre | — | 357 | 165 | 1,615 | 12,061 | 2,206 | — | — | 381 | — | 16,785 | 140 | 16,925 | 24,495 | 69.10% |
| Richmond East | — | 445 | — | 1,802 | 12,498 | 2,550 | — | — | 599 | 173 | 18,067 | 78 | 18,145 | 25,706 | 70.59% |
| Richmond-Steveston | — | 561 | 160 | 2,257 | 14,508 | 2,564 | 145 | — | 381 | 379 | 20,955 | 125 | 21,080 | 28,770 | 73.27% |
| Saanich North and the Islands | — | 491 | — | 7,211 | 15,406 | 5,011 | — | — | — | 257 | 28,376 | 86 | 28,462 | 37,480 | 75.94% |
| Saanich South | — | 462 | 349 | 3,823 | 12,699 | 6,838 | — | — | — | 172 | 24,343 | 66 | 24,409 | 32,116 | 76.00% |
| Shuswap | — | 835 | — | 2,423 | 12,950 | 3,788 | — | — | 2,857 | 160 | 23,013 | 65 | 23,078 | 32,050 | 72.01% |
| Skeena | 479 | 810 | — | 695 | 8,653 | 2,644 | — | — | — | — | 13,281 | 68 | 13,349 | 18,506 | 72.13% |
| Surrey-Cloverdale | — | 481 | — | 2,227 | 13,739 | 2,333 | — | — | 1,112 | 1,669 | 21,561 | 82 | 21,643 | 28,684 | 75.45% |
| Surrey-Green Timbers | — | 561 | — | — | 7,539 | 5,592 | 538 | — | 1,067 | 103 | 15,400 | 151 | 15,551 | 23,291 | 66.77% |
| Surrey-Newton | — | 348 | — | 1,673 | 6,750 | 3,949 | 431 | — | 498 | — | 13,649 | 92 | 13,741 | 20,974 | 65.51% |
| Surrey-Panorama Ridge | — | 424 | — | 1,437 | 9,590 | 3,240 | 408 | — | 1,123 | 50 | 16,272 | 128 | 16,400 | 23,753 | 69.04% |
| Surrey-Tynehead | — | 385 | — | 1,876 | 12,252 | 3,159 | 265 | — | 1,234 | 930 | 20,101 | 95 | 20,196 | 27,954 | 72.25% |
| Surrey-Whalley | — | 544 | — | 1,652 | 6,693 | 4,536 | 374 | — | 838 | — | 14,637 | 85 | 14,722 | 22,041 | 66.79% |
| Surrey-White Rock | — | 536 | — | 3,577 | 18,678 | 3,415 | — | — | 983 | — | 27,189 | 91 | 27,280 | 35,137 | 77.64% |
| Vancouver-Burrard | — | 906 | — | 3,826 | 11,396 | 7,359 | — | — | — | 201 | 23,688 | 123 | 23,811 | 37,400 | 63.67% |
| Vancouver-Fairview | — | 651 | — | 5,051 | 12,864 | 4,772 | — | — | — | 76 | 23,414 | 142 | 23,556 | 36,690 | 64.20% |
| Vancouver-Fraserview | — | 267 | — | 1,417 | 10,361 | 5,815 | — | — | 369 | — | 18,229 | 150 | 18,379 | 25,667 | 71.61% |
| Vancouver-Hastings | — | 409 | — | 2,874 | 7,600 | 8,009 | — | 222 | — | 119 | 19,233 | 134 | 19,367 | 28,433 | 68.11% |

Statement of Votes
Elections British Columbia

Summary of Results by Electoral District

| Electoral District | ANP | BCM | CP | GP | LIB | NDP | RP | SC | UPBC | OTHER* | Total Valid Votes | Total Rejected Votes | Registered Voters | | % Who Voted |
|--------------------------|--------------|---------------|--------------|----------------|----------------|----------------|--------------|--------------|---------------|---------------|-------------------|----------------------|-------------------|-------------------|---------------|
| | | | | | | | | | | | | | Who Voted | Registered Voters | |
| Vancouver-Kensington | — | 516 | — | 1,795 | 9,162 | 7,478 | — | — | 314 | — | 19,265 | 250 | 19,515 | 26,699 | 73.09% |
| Vancouver-Kingsway | — | 364 | — | 1,725 | 8,264 | 5,429 | — | — | 541 | 240 | 16,563 | 188 | 16,751 | 24,948 | 67.14% |
| Vancouver-Langara | — | 673 | — | 2,009 | 11,800 | 2,999 | — | — | — | 156 | 17,637 | 203 | 17,840 | 26,476 | 67.38% |
| Vancouver-Mount Pleasant | — | 489 | — | 2,612 | 5,343 | 7,163 | — | — | 166 | 332 | 16,105 | 208 | 16,313 | 27,480 | 59.36% |
| Vancouver-Point Grey | — | 659 | — | 5,094 | 13,430 | 4,441 | — | — | 257 | 43 | 23,924 | 128 | 24,052 | 36,554 | 65.80% |
| Vancouver-Quilchena | — | 351 | — | 3,277 | 16,829 | 2,168 | — | — | — | 160 | 22,785 | 96 | 22,881 | 31,155 | 73.44% |
| Victoria-Beacon Hill | — | 532 | — | 5,453 | 9,297 | 9,262 | — | — | 290 | 269 | 25,103 | 135 | 25,238 | 36,775 | 68.63% |
| Victoria-Hillside | — | 663 | — | 4,142 | 7,878 | 7,796 | — | — | 293 | 121 | 20,893 | 140 | 21,033 | 30,602 | 68.73% |
| West Kootenay-Boundary | — | 840 | — | 2,004 | 10,784 | 6,915 | — | — | 1,139 | — | 21,682 | 71 | 21,753 | 29,230 | 74.42% |
| West Vancouver-Capilano | — | 274 | — | 2,932 | 15,556 | 1,284 | — | — | — | 1,355 | 21,401 | 92 | 21,493 | 29,577 | 72.67% |
| West Vancouver-Garibaldi | — | 767 | — | 3,691 | 14,542 | 2,330 | — | — | — | — | 21,330 | 92 | 21,422 | 31,415 | 68.19% |
| Yale-Lillooet | 1,126 | 807 | — | 1,657 | 9,845 | 2,817 | — | — | — | 136 | 16,388 | 84 | 16,472 | 23,875 | 68.99% |
| Totals | 3,380 | 51,206 | 2,417 | 197,231 | 916,888 | 343,156 | 3,439 | 1,948 | 51,426 | 20,215 | 1,591,306 | 8,459 | 1,599,765 | 2,254,920 | 70.95% |

*B.C. Action Party (BCAP), British Columbia Citizens Alliance Now (BCCAN), British Columbia Patriot Party (BCPPA), The Central Party (CENT), Citizens Commonwealth Federation (CFED), Communist Party of BC (COMM), Council of British Columbians (COBC), The Freedom Party of British Columbia (FREE), Party of Citizens Who Have Decided To Think For Themselves And Be Their Own Politicians (POC), People's Front (PF), Western Reform (WR), Independent (IND), No Affiliation (NA).

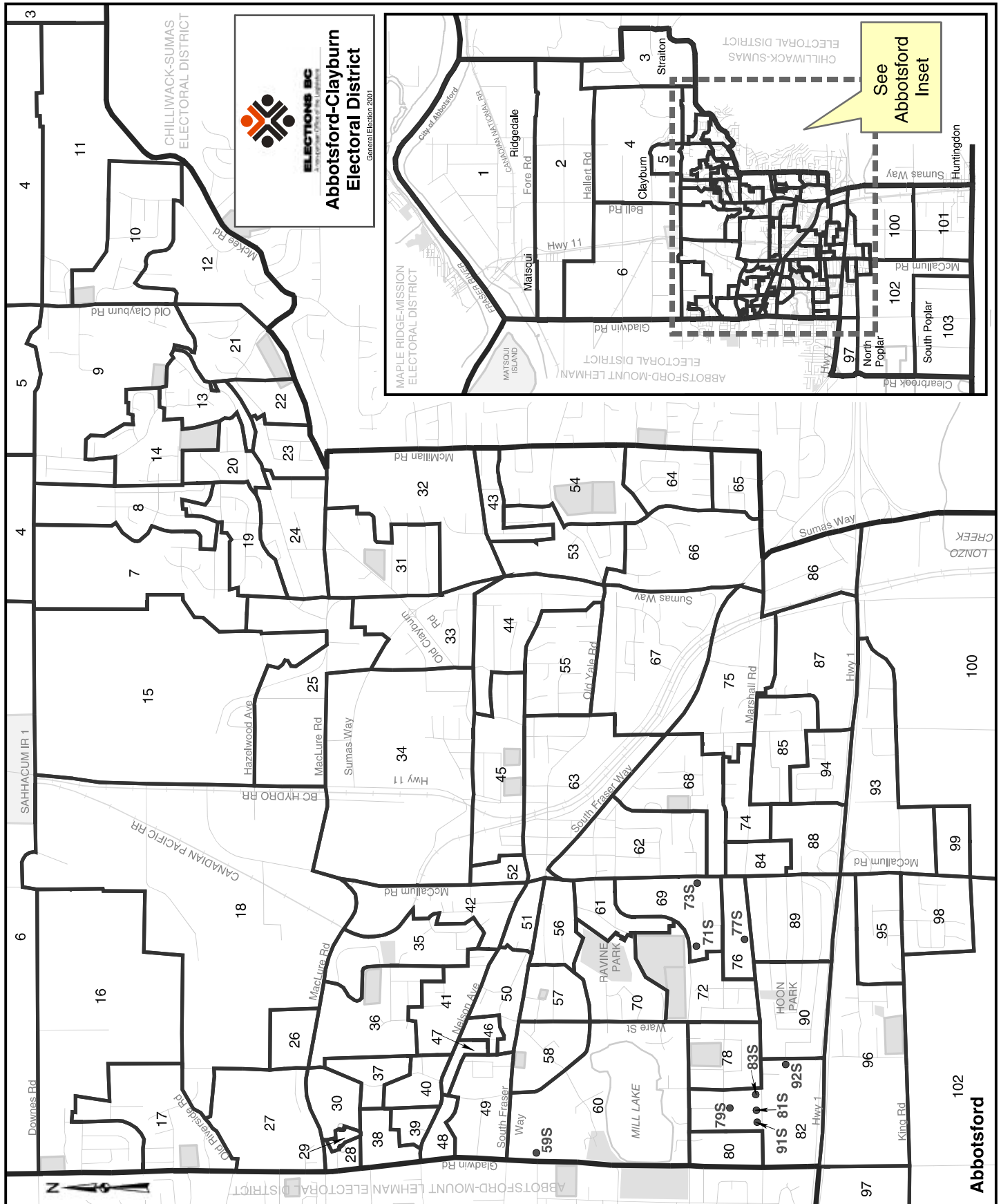
Statistics Relating to
Previous General Elections

Statement of Votes
Elections British Columbia

| Year | Dissolution of Legislature | Writ of Election | Nomination of Candidates | Date of Election | No. of Electoral Districts | No. of Members in Legislature | No. of Candidates | No. of Registered Voters | No. of Voters who Voted | % of Voters who Voted | No. of Valid Votes ⁴ | No. of Rejected Votes | Rejected Votes - % of Votes Cast | Cost per Registered Voter |
|-------------------|-------------------------------|------------------|-----------------------------|------------------|-------------------------------|----------------------------------|-------------------|-----------------------------|----------------------------|--------------------------|------------------------------------|--------------------------|-------------------------------------|------------------------------|
| 1928 ¹ | June 7 | June 7 | June 27 | July 18 | 40 | 48 | 117 | 245,240 | 174,934 | 71.33 | 361,814 | 3,259 | 0.89 | 0.70 |
| 1933 ² | Aug. 1 | Sept. 13 | Oct. 12 | Nov. 2 | 39 | 47 | 210 | 323,540 | 236,415 | 73.07 | 381,223 | 3,380 | 0.88 | 0.49 |
| 1937 | April 14 | April 14 | May 11 | June 1 | 40 | 48 | 186 | 372,781 | 265,446 | 71.20 | 417,929 | 4,143 | 0.98 | 0.50 |
| 1941 | July 22 | Sept. 9 | Sept. 30 | Oct. 21 | 41 | 48 | 156 | 417,839 | 303,901 | 72.73 | 453,893 | 4,797 | 1.05 | 0.49 ⁵ |
| 1945 | Aug. 31 | Aug. 31 | Oct. 4 | Oct. 25 | 41 | 48 | 147 | 457,017 | 298,387 | 65.29 | 467,747 | 3,899 | 0.83 | 0.46 ⁶ |
| 1949 | April 16 | April 16 | May 25 | June 15 | 41 | 48 | 138 | 649,019 | 477,999 | 73.65 | 698,823 | 9,891 | 1.40 | 0.43 |
| 1952 ³ | April 10 | April 10 | May 22 | June 12 | 41 | 48 | 212 | 793,073 | 543,456 | 68.53 | 768,561 | 45,649 | 5.61 | 0.58 |
| 1953 ³ | March 27 | April 10 | May 19 | June 9 | 41 | 48 | 229 | 740,006 | 522,052 | 70.55 | 727,839 | 43,766 | 5.67 | 0.59 |
| 1956 | Aug. 13 | Aug. 13 | Sept. 5 | Sept. 19 | 42 | 52 | 199 | 778,587 | 509,409 | 65.43 | 817,397 | 6,642 | 0.81 | 0.60 |
| 1960 | Aug. 3 | Aug. 3 | Aug. 29 | Sept. 12 | 42 | 52 | 230 | 874,267 | 628,031 | 71.84 | 996,404 | 9,862 | 0.98 | 0.61 |
| 1963 | Aug. 21 | Aug. 22 | Sept. 16 | Sept. 30 | 42 | 52 | 205 | 873,140 | 608,672 | 69.71 | 967,675 | 6,132 | 0.63 | 0.61 |
| 1966 | Aug. 5 | Aug. 5 | Aug. 29 | Sept. 12 | 48 | 55 | 178 | 873,927 | 596,716 | 68.28 | 751,876 | 7,056 | 0.93 | 0.83 |
| 1969 | July 21 | July 21 | Aug. 13 | Aug. 27 | 48 | 55 | 177 | 1,152,598 | 794,696 | 68.95 | 978,356 | 9,011 | 0.91 | 0.77 |
| 1972 | July 24 | July 24 | Aug. 16 | Aug. 30 | 48 | 55 | 226 | 1,343,357 | 921,496 | 68.60 | 1,132,172 | 11,537 | 1.01 | 0.86 |
| 1975 | Nov. 3 | Nov. 3 | Nov. 27 | Dec. 11 | 48 | 55 | 221 | 1,559,633 | 1,088,001 | 69.76 | 1,290,451 | 12,924 | 0.99 | 1.29 |
| 1979 | April 3 | April 3 | April 26 | May 10 | 50 | 57 | 178 | 1,673,111 | 1,155,505 | 69.06 | 1,405,077 | 21,328 | 1.50 | 1.78 |
| 1983 | April 7 | April 7 | April 22 | May 5 | 50 | 57 | 224 | 1,768,063 | 1,373,018 | 77.66 | 1,649,533 | 17,126 | 1.03 | 4.98 |
| 1986 | Sept. 24 | Sept. 24 | Oct. 9 | Oct. 22 | 52 | 69 | 237 | 1,770,000 | 1,366,193 | 77.19 | 1,935,453 | 27,582 | 1.41 | 5.36 |
| 1991 ⁷ | Sept. 19 | Sept. 19 | Oct. 4 | Oct. 17 | 75 | 75 | 317 | 1,989,054 | 1,493,200 | 75.07 | 1,462,467 | 30,733 | 2.06 | 6.78 |
| 1996 | April 30 | April 30 | May 15 | May 28 | 75 | 75 | 513 | 2,227,424 | 1,592,655 | 71.50 | 1,582,704 | 9,951 | 0.62 | 6.99 |
| 2001 | April 18 | April 18 | May 3 | May 16 | 79 | 79 | 456 | 2,254,920 | 1,599,765 | 70.95 | 1,591,306 | 8,459 | 0.34 | — ⁸ |

1 - Detailed Statement of Votes were not produced for earlier elections.
2 - In the electoral districts of Vancouver Centre and Victoria, Nomination Day was November 6 and the vote was taken on November 27.
3 - The alternative voting system was used in these elections.
4 - In the multimember electoral districts, voters were able to vote for more than one candidate, resulting in the total number of valid votes exceeding the number of registered voters who voted.
5 - Cost of Active Service vote was \$2.88 per registered voter who voted.
6 - Cost of the Active Service vote was \$1.79 per registered voter who voted.
7 - First election with all single member electoral districts.
8 - Figure to be reported in the Report on the 37th Provincial General Election.

Voting Results



| | Jon Fulford BCM | Kenneth Montgomery Keillor FREE | Kris Lind NDP | Peter Stiegelmar UPBC | John van Dongen LIB | Total Valid Votes | Rejected Ballots | Registered Voters |
|---------------------------|-----------------------|---------------------------------------|---------------------|-----------------------------|---------------------------|-------------------------|---------------------|----------------------|
| Advance Voting | | | | | | | | |
| St Ann's Parish | 26 | 12 | 104 | 146 | 924 | 1,212 | 3 | |
| General Voting | | | | | | | | |
| Voting Area | | | | | | | | |
| 1 | 1 | 0 | 21 | 30 | 190 | 242 | 1 | 329 |
| 2 | 12 | 2 | 32 | 13 | 167 | 226 | 1 | 309 |
| 3 | 2 | 2 | 9 | 12 | 79 | 104 | 0 | 154 |
| 4 | 2 | 1 | 17 | 30 | 194 | 244 | 3 | 351 |
| 5 | 7 | 5 | 22 | 10 | 186 | 230 | 1 | 363 |
| 6 | 4 | 0 | 10 | 11 | 126 | 151 | 0 | 213 |
| 7 | 8 | 3 | 18 | 14 | 133 | 176 | 2 | 269 |
| 8 | 11 | 4 | 16 | 15 | 176 | 222 | 0 | 324 |
| 9 | 11 | 5 | 37 | 32 | 268 | 353 | 0 | 452 |
| 10 | 9 | 4 | 19 | 25 | 176 | 233 | 3 | 343 |
| 11 | 3 | 0 | 8 | 12 | 74 | 97 | 0 | 148 |
| 12 | 5 | 3 | 22 | 16 | 137 | 183 | 2 | 277 |
| 13 | 2 | 1 | 12 | 8 | 88 | 111 | 0 | 176 |
| 14 | 2 | 0 | 12 | 13 | 199 | 226 | 0 | 329 |
| 15 | 3 | 0 | 9 | 11 | 84 | 107 | 1 | 186 |
| 16 | 2 | 2 | 25 | 23 | 159 | 211 | 3 | 356 |
| 17 | 3 | 0 | 22 | 16 | 149 | 190 | 1 | 262 |
| 18 | 3 | 3 | 12 | 13 | 102 | 133 | 0 | 212 |
| 19 | 6 | 1 | 17 | 16 | 106 | 146 | 0 | 224 |
| 20 | 9 | 2 | 16 | 6 | 71 | 104 | 0 | 174 |
| 21 | 7 | 5 | 11 | 22 | 133 | 178 | 0 | 260 |
| 22 | 1 | 1 | 10 | 14 | 122 | 148 | 2 | 222 |
| 23 | 8 | 2 | 7 | 3 | 83 | 103 | 0 | 147 |
| 24 | 7 | 2 | 25 | 18 | 121 | 173 | 0 | 270 |
| 25 | 3 | 2 | 14 | 11 | 114 | 144 | 0 | 226 |
| 26 | 9 | 2 | 22 | 17 | 81 | 131 | 2 | 194 |
| 27 | 6 | 1 | 20 | 22 | 200 | 249 | 3 | 370 |
| 28 | 3 | 3 | 13 | 24 | 124 | 167 | 1 | 281 |
| 29 | 2 | 0 | 19 | 17 | 122 | 160 | 3 | 226 |
| 30 | 3 | 1 | 27 | 13 | 142 | 186 | 1 | 250 |
| 31 | 11 | 2 | 20 | 20 | 110 | 163 | 0 | 262 |
| 32 | 3 | 1 | 17 | 4 | 72 | 97 | 2 | 163 |
| 33 | 8 | 2 | 27 | 23 | 157 | 217 | 0 | 364 |
| 34 | 5 | 1 | 23 | 12 | 97 | 138 | 1 | 250 |
| 35 | 13 | 3 | 21 | 21 | 130 | 188 | 1 | 271 |
| 36 | 13 | 4 | 35 | 31 | 167 | 250 | 0 | 336 |
| 37 | 0 | 0 | 18 | 11 | 157 | 186 | 2 | 280 |
| 38 | 1 | 0 | 5 | 18 | 57 | 81 | 2 | 149 |
| 39 | 3 | 3 | 21 | 11 | 111 | 149 | 2 | 219 |
| 40 | 0 | 2 | 28 | 30 | 125 | 185 | 0 | 299 |
| 41 | 4 | 4 | 12 | 11 | 125 | 156 | 0 | 240 |
| 42 | 17 | 1 | 16 | 13 | 74 | 121 | 1 | 192 |
| 43 | 7 | 1 | 19 | 8 | 106 | 141 | 0 | 226 |
| 44 | 12 | 1 | 24 | 16 | 127 | 180 | 0 | 275 |
| 45 | 6 | 2 | 8 | 10 | 83 | 109 | 0 | 179 |
| 46 | 5 | 4 | 21 | 10 | 65 | 105 | 1 | 198 |
| 47 | 2 | 1 | 19 | 16 | 94 | 132 | 1 | 217 |
| 48 | 5 | 2 | 18 | 24 | 131 | 180 | 1 | 274 |
| 49 | 8 | 2 | 23 | 22 | 106 | 161 | 1 | 295 |
| 50 | 5 | 3 | 33 | 14 | 89 | 144 | 1 | 264 |
| 51 | 12 | 1 | 25 | 12 | 88 | 138 | 1 | 283 |
| 52 | 7 | 5 | 27 | 15 | 137 | 191 | 0 | 316 |
| 53 | 4 | 3 | 15 | 15 | 149 | 186 | 2 | 284 |
| 54 | 7 | 4 | 24 | 23 | 107 | 165 | 0 | 242 |
| 55 | 6 | 3 | 26 | 13 | 158 | 206 | 2 | 342 |
| 56 | 13 | 2 | 29 | 13 | 104 | 161 | 0 | 283 |
| 57 | 12 | 4 | 31 | 25 | 86 | 158 | 0 | 292 |
| 58 | 4 | 5 | 31 | 25 | 219 | 284 | 0 | 446 |
| 59S *1 | - | - | - | - | - | - | - | 27 |
| 60 | 6 | 2 | 12 | 13 | 129 | 162 | 1 | 282 |
| 61 | 5 | 3 | 24 | 24 | 69 | 125 | 0 | 230 |
| 62 | 14 | 2 | 20 | 17 | 108 | 161 | 2 | 263 |

| Voting Area (continued) | Jon Fulford BCM | Kenneth Montgomery Keillor FREE | Kris Lind NDP | Peter Stiegelmar UPBC | John van Dongen LIB | Total Valid Votes | Rejected Ballots | Registered Voters |
|-----------------------------|--------------------|---------------------------------------|------------------|--------------------------|------------------------|----------------------|---------------------|----------------------|
| 63 | 9 | 6 | 22 | 13 | 58 | 108 | 1 | 229 |
| 64 | 5 | 4 | 23 | 9 | 146 | 187 | 0 | 288 |
| 65 | 6 | 0 | 16 | 12 | 53 | 87 | 1 | 124 |
| 66 | 4 | 3 | 18 | 18 | 108 | 151 | 0 | 220 |
| 67 | 8 | 1 | 17 | 24 | 173 | 223 | 1 | 341 |
| 68 | 12 | 3 | 21 | 17 | 108 | 161 | 3 | 273 |
| 69 | 8 | 4 | 32 | 15 | 127 | 186 | 0 | 294 |
| 70 | 4 | 3 | 24 | 29 | 86 | 146 | 0 | 241 |
| 71S *1 | 1 | 0 | 4 | 3 | 38 | 46 | 0 | 82 |
| 72 | 12 | 2 | 25 | 13 | 88 | 140 | 1 | 246 |
| 73S | 1 | 0 | 4 | 3 | 38 | 46 | 0 | 76 |
| 74 | 11 | 2 | 35 | 15 | 115 | 178 | 2 | 297 |
| 75 | 8 | 3 | 12 | 9 | 64 | 96 | 0 | 197 |
| 76 | 6 | 3 | 22 | 17 | 84 | 132 | 0 | 239 |
| 77S | 0 | 0 | 2 | 8 | 34 | 44 | 0 | 80 |
| 78 | 3 | 1 | 25 | 9 | 79 | 117 | 0 | 192 |
| 79S | 1 | 0 | 5 | 2 | 26 | 34 | 0 | 76 |
| 80 | 6 | 1 | 34 | 30 | 108 | 179 | 1 | 306 |
| 81S *2 | - | - | - | - | - | - | - | 49 |
| 82 | 7 | 1 | 10 | 10 | 48 | 76 | 1 | 120 |
| 83S *2 | 2 | 1 | 4 | 9 | 46 | 62 | 3 | 57 |
| 84 | 8 | 1 | 26 | 14 | 86 | 135 | 1 | 274 |
| 85 | 11 | 0 | 10 | 21 | 111 | 153 | 2 | 247 |
| 86 *3 | - | - | - | - | - | - | - | 1 |
| 87 *3 | 10 | 3 | 16 | 21 | 110 | 160 | 0 | 288 |
| 88 | 9 | 1 | 27 | 22 | 125 | 184 | 1 | 302 |
| 89 | 8 | 0 | 27 | 22 | 98 | 155 | 1 | 281 |
| 90 | 12 | 4 | 36 | 32 | 118 | 202 | 1 | 308 |
| 91S *4 | 1 | 2 | 3 | 3 | 55 | 64 | 1 | 61 |
| 92S *4 | - | - | - | - | - | - | - | 40 |
| 93 | 15 | 3 | 17 | 27 | 144 | 206 | 0 | 371 |
| 94 | 12 | 4 | 35 | 7 | 79 | 137 | 0 | 226 |
| 95 | 5 | 1 | 15 | 23 | 95 | 139 | 0 | 196 |
| 96 | 12 | 0 | 20 | 16 | 126 | 174 | 2 | 277 |
| 97 | 2 | 0 | 1 | 8 | 28 | 39 | 0 | 65 |
| 98 | 11 | 4 | 36 | 2 | 114 | 167 | 3 | 316 |
| 99 | 0 | 1 | 33 | 11 | 98 | 143 | 0 | 232 |
| 100 | 6 | 3 | 16 | 16 | 88 | 129 | 0 | 204 |
| 101 | 1 | 1 | 9 | 8 | 75 | 94 | 2 | 150 |
| 102 | 9 | 0 | 21 | 14 | 183 | 227 | 1 | 327 |
| 103 | 8 | 2 | 12 | 9 | 118 | 149 | 1 | 223 |
| Sub Totals | 652 | 210 | 2,015 | 1,694 | 12,045 | 16,616 | 87 | 24,556 |
| S. 98 Mobiles | 6 | 0 | 8 | 4 | 23 | 41 | 1 | |
| S. 99 Absentee - in ED | 30 | 2 | 24 | 22 | 161 | 239 | 25 | |
| S. 100 Absentee - out of ED | 11 | 3 | 20 | 5 | 92 | 131 | 18 | |
| S. 101 Absentee - Advance | 4 | 1 | 5 | 9 | 74 | 93 | 7 | |
| S. 104 Voting in DEO office | 3 | 1 | 23 | 15 | 183 | 225 | 15 | |
| S. 106 Voting by mail | 0 | 0 | 1 | 2 | 6 | 9 | 1 | |
| Grand Totals | 706 | 217 | 2,096 | 1,751 | 12,584 | 17,354 | 154 | 24,556 |
| % of Valid Votes | 4.07% | 1.25% | 12.08% | 10.09% | 72.51% | | | |

(continued on next page)

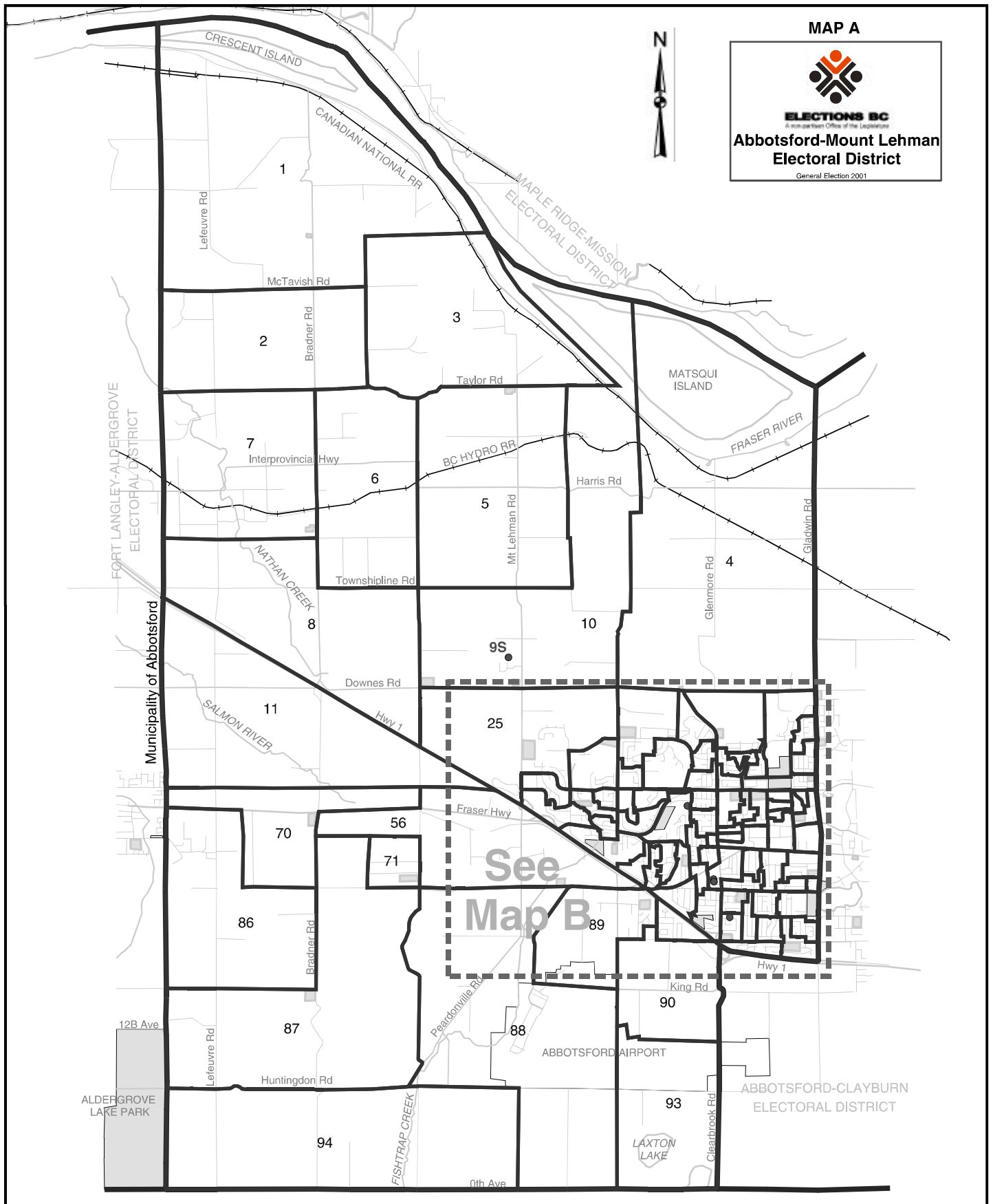
Summary:

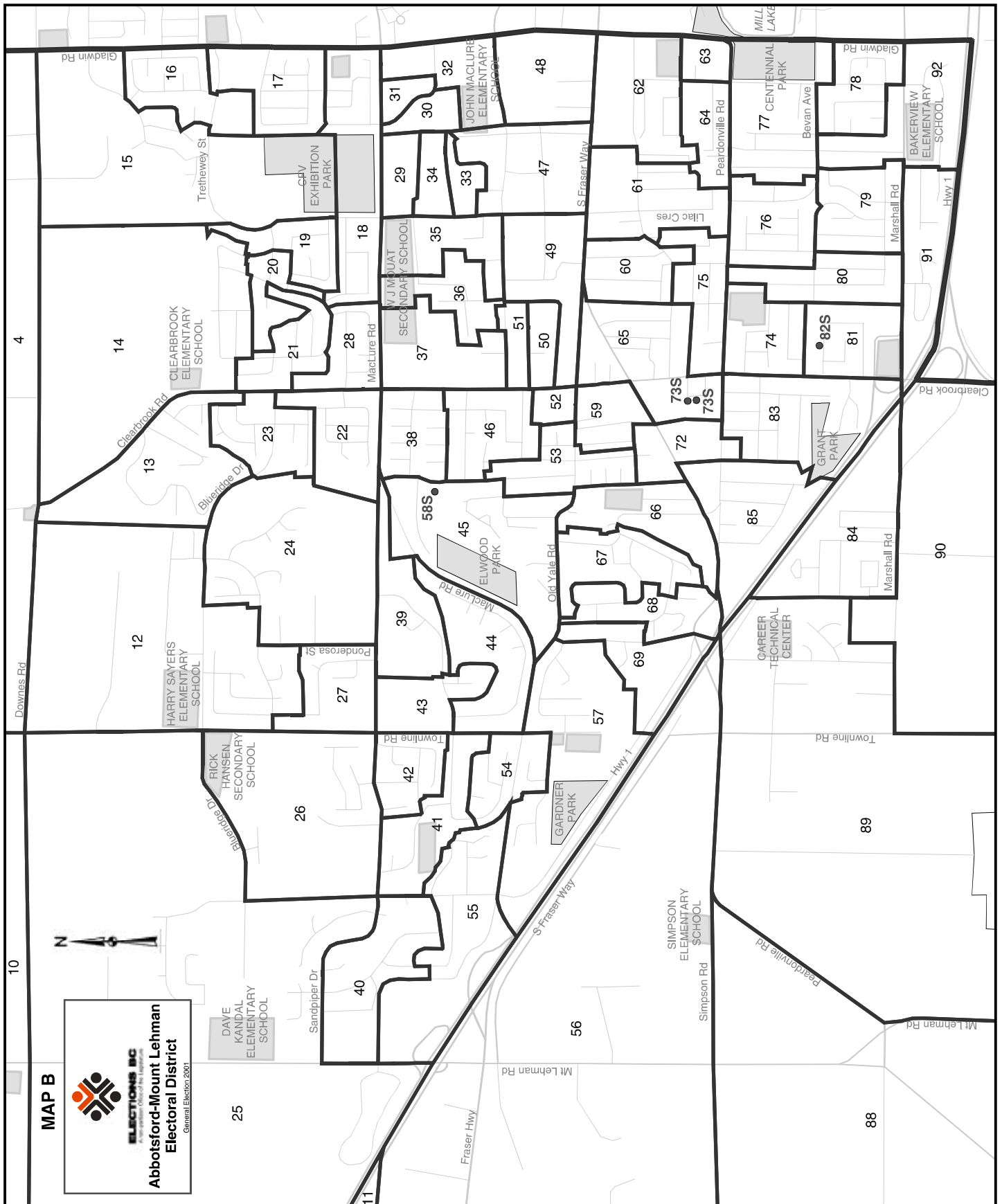
| | | | |
|---------------------------------|---------------|--------|-------------------|
| Valid Votes - General & Advance | 16,616 | 95.75% | Total Valid Votes |
| S. 98 Mobiles | 41 | 0.24% | Total Valid Votes |
| S. 99 Absentee - in ED | 239 | 1.38% | Total Valid Votes |
| S. 100 Absentee - out of ED | 131 | 0.75% | Total Valid Votes |
| S. 101 Absentee - Advance | 93 | 0.53% | Total Valid Votes |
| S. 104 Voting in DEO office | 225 | 1.30% | Total Valid Votes |
| S. 106 Voting by mail | 9 | 0.05% | Total Valid Votes |
| Total Valid Votes | 17,354 | | |
| Rejected Ballots | 154 | 0.89% | Ballots Cast |
| Registered Voters Who Voted | 17,508 | 71.30% | Registered Voters |

Candidate Elected: John van Dongen (LIB)

*1 Voting Areas 59S and 71S combined
*3 Voting Areas 86 and 87 combined

*2 Voting Areas 81S and 83S combined
*4 Voting Areas 91S and 92S combined





| | Brian Carlisle BCM | Gloria Cavacece (Ewert) UPBC | Michael de Jong LIB | Karl Hann GP | Robert Wayne McCulloch FREE | David MacKay PF | Taranjit Purewal NDP | Total Valid Votes | Rejected Ballots | No. of Registered Voters |
|--------------------------------------|--------------------------|---------------------------------------|---------------------------|--------------------|-----------------------------------|-----------------------|----------------------------|-------------------------|---------------------|--------------------------------|
| Advance Voting | | | | | | | | | | |
| Aberdeen Elementary School | 3 | 9 | 95 | 7 | 0 | 0 | 12 | 126 | 0 | |
| District Electoral Office | 4 | 27 | 204 | 15 | 0 | 0 | 21 | 271 | 1 | |
| Garden Park Tower | 12 | 97 | 733 | 40 | 1 | 0 | 76 | 959 | 0 | |
| General Voting | | | | | | | | | | |
| Voting Area | | | | | | | | | | |
| 1 | 3 | 15 | 155 | 23 | 0 | 0 | 11 | 207 | 0 | 265 |
| 2 | 3 | 16 | 84 | 14 | 0 | 0 | 9 | 126 | 1 | 182 |
| 3 | 8 | 13 | 110 | 11 | 0 | 0 | 11 | 153 | 0 | 188 |
| 4 | 4 | 12 | 156 | 8 | 0 | 0 | 17 | 197 | 0 | 293 |
| 5 | 4 | 16 | 143 | 14 | 0 | 1 | 10 | 188 | 0 | 292 |
| 6 | 6 | 14 | 103 | 30 | 0 | 2 | 27 | 182 | 0 | 248 |
| 7 | 10 | 22 | 138 | 25 | 0 | 1 | 24 | 220 | 1 | 298 |
| 8 | 5 | 14 | 95 | 14 | 0 | 1 | 12 | 141 | 1 | 193 |
| 9S *1 | - | - | - | - | - | - | - | - | - | 18 |
| 10 | 5 | 22 | 214 | 25 | 1 | 1 | 14 | 282 | 2 | 389 |
| 11 | 4 | 7 | 129 | 14 | 1 | 0 | 10 | 165 | 1 | 234 |
| 12 | 5 | 10 | 232 | 12 | 2 | 1 | 194 | 456 | 1 | 676 |
| 13 | 1 | 4 | 80 | 7 | 0 | 0 | 43 | 135 | 2 | 218 |
| 14 | 5 | 12 | 166 | 15 | 1 | 0 | 40 | 239 | 2 | 378 |
| 15 | 1 | 34 | 218 | 27 | 1 | 0 | 25 | 306 | 1 | 445 |
| 16 | 4 | 16 | 163 | 13 | 0 | 1 | 16 | 213 | 2 | 333 |
| 17 | 7 | 27 | 125 | 8 | 0 | 0 | 32 | 199 | 2 | 322 |
| 18 | 5 | 17 | 133 | 9 | 0 | 0 | 31 | 195 | 1 | 329 |
| 19 | 0 | 10 | 110 | 13 | 1 | 1 | 14 | 149 | 0 | 225 |
| 20 | 0 | 2 | 85 | 7 | 0 | 0 | 16 | 110 | 0 | 182 |
| 21 | 1 | 7 | 136 | 14 | 0 | 0 | 25 | 183 | 2 | 327 |
| 22 | 5 | 15 | 85 | 6 | 0 | 0 | 29 | 140 | 2 | 246 |
| 23 | 4 | 8 | 84 | 3 | 0 | 1 | 56 | 156 | 5 | 290 |
| 24 | 2 | 21 | 234 | 10 | 0 | 0 | 52 | 319 | 0 | 494 |
| 25 | 4 | 29 | 351 | 19 | 0 | 1 | 83 | 487 | 2 | 718 |
| 26 | 5 | 22 | 184 | 13 | 0 | 0 | 40 | 264 | 2 | 420 |
| 27 | 4 | 12 | 142 | 11 | 0 | 0 | 58 | 227 | 2 | 388 |
| 28 | 4 | 15 | 79 | 14 | 0 | 0 | 24 | 136 | 2 | 248 |
| 29 | 4 | 11 | 70 | 21 | 0 | 0 | 20 | 126 | 0 | 248 |
| 30 | 0 | 12 | 109 | 15 | 0 | 0 | 18 | 154 | 0 | 248 |
| 31 | 1 | 7 | 72 | 7 | 0 | 0 | 15 | 102 | 0 | 161 |
| 32 | 2 | 14 | 127 | 11 | 0 | 0 | 12 | 166 | 2 | 312 |
| 33 | 6 | 10 | 71 | 18 | 0 | 1 | 12 | 118 | 0 | 263 |
| 34 | 2 | 6 | 49 | 9 | 0 | 0 | 3 | 69 | 0 | 141 |
| 35 | 10 | 14 | 75 | 18 | 1 | 0 | 13 | 131 | 0 | 246 |
| 36 | 10 | 15 | 101 | 9 | 0 | 1 | 14 | 150 | 0 | 253 |
| 37 | 3 | 5 | 117 | 17 | 0 | 0 | 15 | 157 | 0 | 316 |
| 38 | 9 | 21 | 90 | 15 | 0 | 1 | 23 | 159 | 1 | 277 |
| 39 | 2 | 12 | 186 | 11 | 0 | 0 | 39 | 250 | 0 | 351 |
| 40 | 4 | 8 | 143 | 15 | 0 | 2 | 85 | 257 | 1 | 419 |
| 41 | 3 | 9 | 143 | 9 | 0 | 1 | 21 | 186 | 1 | 310 |
| 42 | 1 | 10 | 118 | 5 | 0 | 1 | 32 | 167 | 0 | 294 |
| 43 | 5 | 25 | 213 | 17 | 1 | 0 | 19 | 280 | 0 | 399 |
| 44 | 1 | 22 | 192 | 16 | 0 | 0 | 28 | 259 | 0 | 378 |
| 45 | 4 | 21 | 142 | 12 | 0 | 0 | 20 | 199 | 0 | 329 |
| 46 | 6 | 19 | 116 | 19 | 0 | 0 | 21 | 181 | 0 | 277 |
| 47 | 3 | 9 | 65 | 9 | 1 | 1 | 10 | 98 | 1 | 195 |
| 48 | 0 | 0 | 29 | 5 | 0 | 0 | 13 | 47 | 0 | 121 |
| 49 | 4 | 19 | 140 | 12 | 0 | 1 | 13 | 189 | 1 | 318 |
| 50 | 2 | 19 | 93 | 7 | 0 | 0 | 13 | 134 | 1 | 248 |
| 51 | 4 | 5 | 54 | 9 | 0 | 2 | 15 | 89 | 3 | 184 |
| 52 | 1 | 31 | 131 | 9 | 1 | 1 | 7 | 181 | 0 | 429 |
| 53 | 2 | 24 | 117 | 9 | 0 | 1 | 16 | 169 | 2 | 262 |
| 54 | 2 | 15 | 122 | 10 | 0 | 1 | 22 | 172 | 1 | 268 |
| 55 | 4 | 11 | 164 | 17 | 1 | 0 | 43 | 240 | 1 | 354 |
| 56 | 5 | 15 | 106 | 26 | 0 | 0 | 13 | 165 | 0 | 257 |
| 57 | 6 | 17 | 181 | 18 | 0 | 1 | 32 | 255 | 4 | 379 |
| 58S *1 | 1 | 6 | 57 | 5 | 0 | 0 | 10 | 79 | 2 | 58 |
| 59 | 0 | 25 | 109 | 6 | 0 | 0 | 10 | 150 | 0 | 237 |
| 60 | 10 | 16 | 77 | 9 | 0 | 1 | 6 | 119 | 0 | 182 |

Abbotsford-Mount Lehman Electoral District
Voting Results

Statement of Votes
Elections British Columbia

| Voting Area (continued) | Brian Carlisle BCM | Gloria Cavacece (Ewert) UPBC | Michael de Jong LIB | Karl Hann GP | Robert Wayne McCulloch FREE | David MacKay PF | Taranjit Purewal NDP | Total Valid Votes | Rejected Ballots | No. of Registered Voters |
|-----------------------------|-----------------------|------------------------------------|------------------------|-----------------|-----------------------------------|--------------------|-------------------------|----------------------|---------------------|--------------------------------|
| 61 | 2 | 14 | 72 | 8 | 0 | 0 | 43 | 139 | 0 | 229 |
| 62 | 8 | 24 | 114 | 7 | 1 | 0 | 25 | 179 | 0 | 264 |
| 63 | 1 | 26 | 201 | 18 | 1 | 1 | 30 | 278 | 1 | 344 |
| 64 | 3 | 20 | 130 | 8 | 0 | 0 | 16 | 177 | 0 | 251 |
| 65 | 9 | 15 | 76 | 10 | 0 | 0 | 5 | 115 | 0 | 218 |
| 66 | 6 | 7 | 82 | 11 | 0 | 0 | 20 | 126 | 0 | 201 |
| 67 | 4 | 21 | 137 | 19 | 1 | 1 | 18 | 201 | 1 | 274 |
| 68 | 7 | 20 | 91 | 3 | 0 | 1 | 13 | 135 | 2 | 214 |
| 69 | 0 | 13 | 95 | 20 | 0 | 0 | 34 | 162 | 1 | 234 |
| 70 | 7 | 6 | 108 | 11 | 0 | 2 | 11 | 145 | 3 | 206 |
| 71 | 11 | 12 | 132 | 22 | 2 | 2 | 19 | 200 | 0 | 266 |
| 72 | 3 | 16 | 129 | 10 | 0 | 0 | 10 | 168 | 0 | 357 |
| 73S | 1 | 9 | 49 | 5 | 0 | 2 | 4 | 70 | 0 | 112 |
| 74 | 7 | 26 | 141 | 15 | 0 | 0 | 28 | 217 | 1 | 300 |
| 75 | 7 | 14 | 112 | 18 | 0 | 0 | 11 | 162 | 0 | 301 |
| 76 | 5 | 18 | 113 | 11 | 0 | 0 | 23 | 170 | 1 | 282 |
| 77 | 3 | 19 | 126 | 9 | 0 | 0 | 20 | 177 | 1 | 264 |
| 78 | 4 | 23 | 108 | 10 | 0 | 0 | 32 | 177 | 1 | 289 |
| 79 | 5 | 18 | 122 | 14 | 0 | 2 | 42 | 203 | 2 | 304 |
| 80 | 13 | 21 | 100 | 15 | 0 | 0 | 21 | 170 | 1 | 255 |
| 81 | 7 | 13 | 86 | 10 | 0 | 0 | 12 | 128 | 0 | 194 |
| 82S *1 | - | - | - | - | - | - | - | - | - | 33 |
| 83 | 9 | 21 | 140 | 15 | 2 | 1 | 20 | 208 | 0 | 314 |
| 84 | 4 | 14 | 66 | 12 | 0 | 0 | 12 | 108 | 1 | 241 |
| 85 | 5 | 18 | 105 | 13 | 0 | 0 | 13 | 154 | 1 | 331 |
| 86 | 3 | 9 | 141 | 22 | 0 | 0 | 18 | 193 | 0 | 301 |
| 87 | 3 | 10 | 83 | 3 | 0 | 0 | 8 | 107 | 2 | 194 |
| 88 | 3 | 12 | 172 | 7 | 0 | 0 | 25 | 219 | 2 | 342 |
| 89 | 3 | 18 | 114 | 16 | 0 | 0 | 10 | 161 | 0 | 268 |
| 90 | 2 | 9 | 112 | 5 | 0 | 3 | 4 | 135 | 4 | 233 |
| 91 | 8 | 8 | 80 | 8 | 0 | 0 | 44 | 148 | 2 | 244 |
| 92 | 7 | 20 | 106 | 17 | 0 | 0 | 33 | 183 | 0 | 291 |
| 93 *2 | - | - | - | - | - | - | - | - | - | 83 |
| 94 *2 | 11 | 13 | 181 | 25 | 1 | 1 | 31 | 263 | 0 | 253 |
| Sub Totals | 416 | 1,505 | 12,169 | 1,233 | 21 | 43 | 2,320 | 17,707 | 83 | 26,040 |
| S. 98 Mobiles | 3 | 0 | 7 | 2 | 0 | 2 | 4 | 18 | 4 | |
| S. 99 Absentee - in ED | 26 | 47 | 231 | 34 | 0 | 0 | 80 | 418 | 16 | |
| S. 100 Absentee - out of ED | 3 | 12 | 98 | 19 | 2 | 1 | 16 | 151 | 12 | |
| S. 101 Absentee - Advance | 2 | 1 | 38 | 4 | 0 | 0 | 2 | 47 | 0 | |
| S. 104 Voting in DEO office | 1 | 8 | 109 | 7 | 0 | 0 | 9 | 134 | 1 | |
| S. 106 Voting by mail | 0 | 3 | 8 | 0 | 0 | 0 | 0 | 11 | 0 | |
| Grand Totals | 451 | 1,576 | 12,660 | 1,299 | 23 | 46 | 2,431 | 18,486 | 116 | 26,040 |
| % of Valid Votes | 2.44% | 8.53% | 68.48% | 7.03% | 0.12% | 0.25% | 13.15% | | | |

(continued on next page)

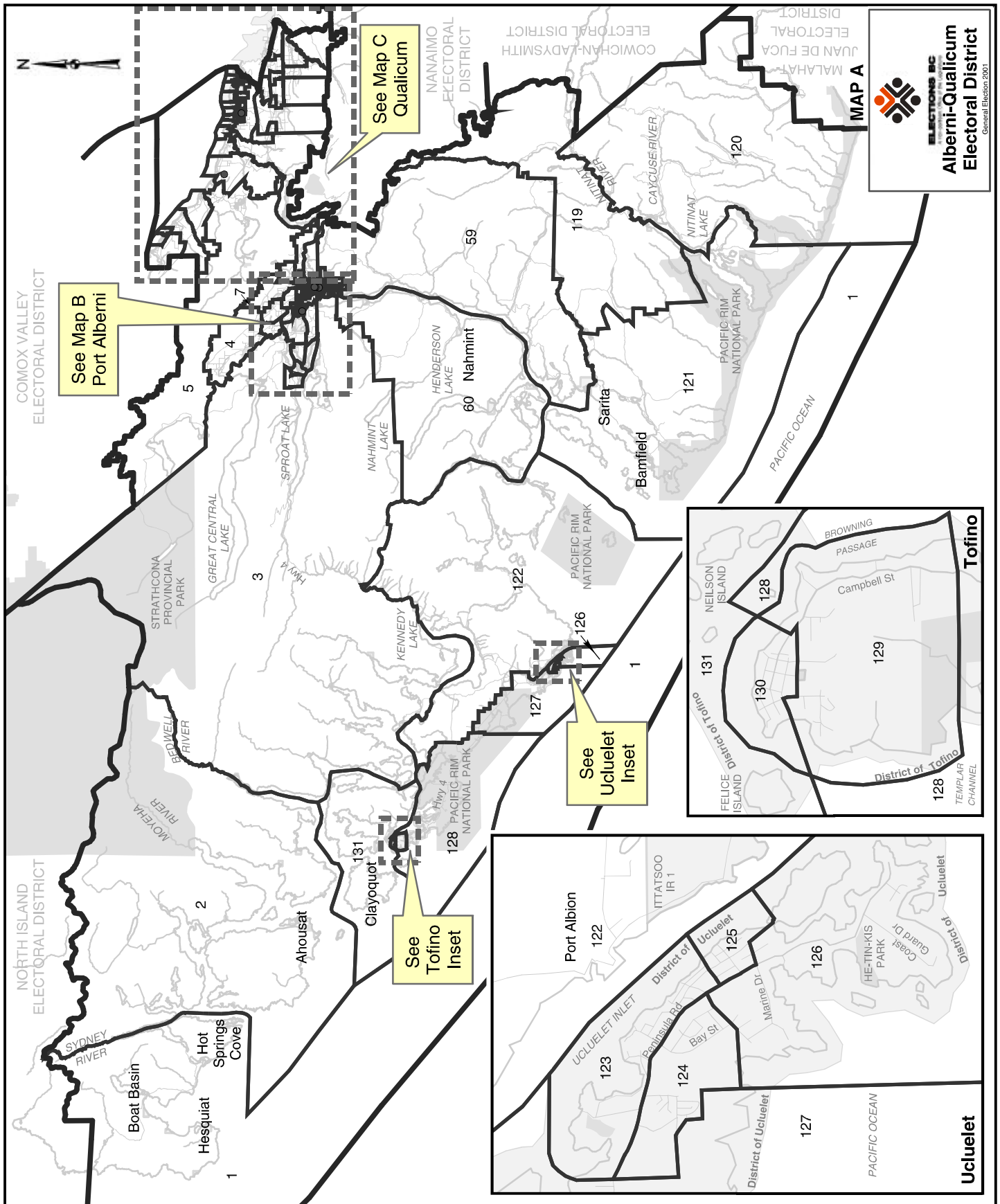
Summary:

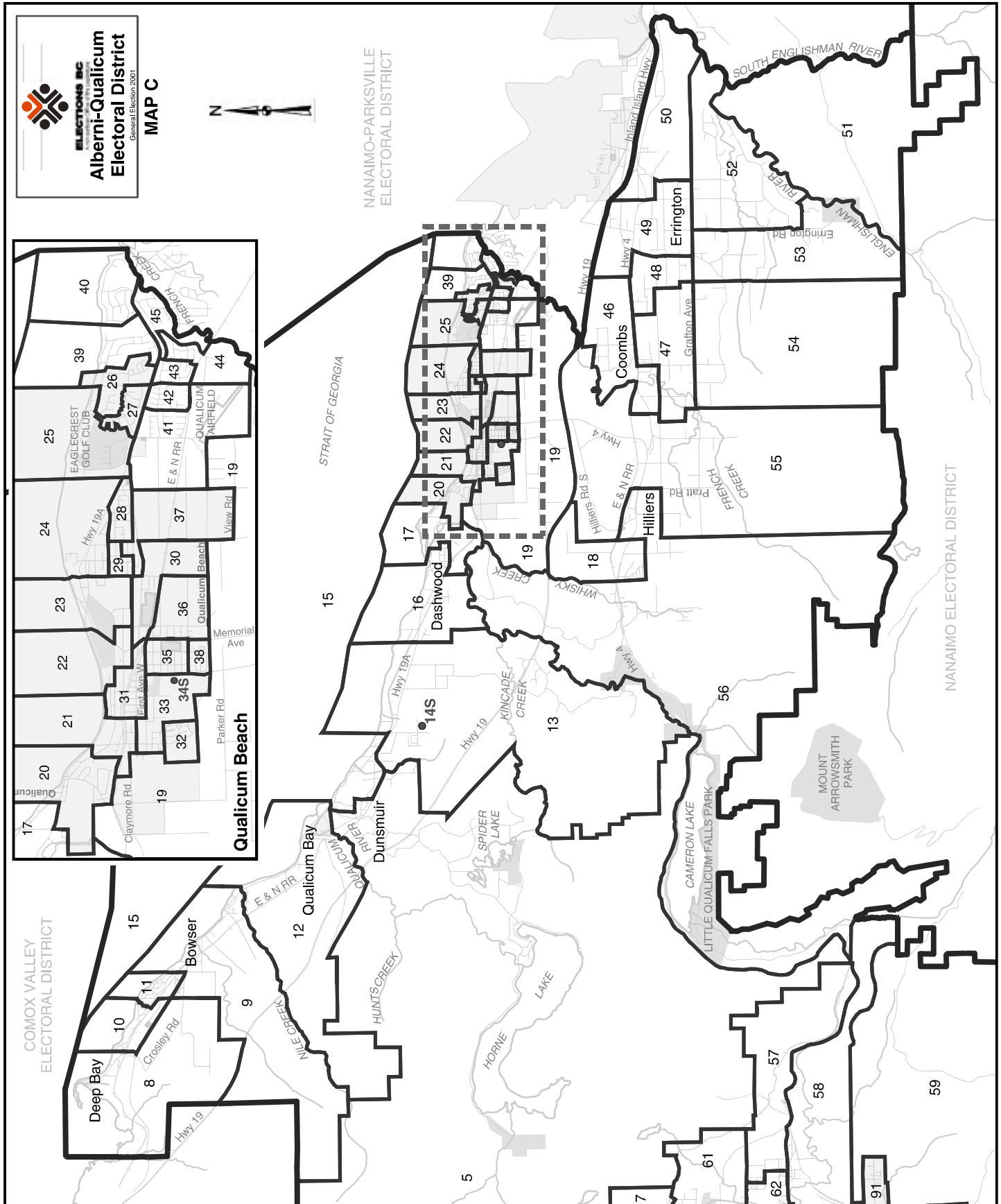
| | | | |
|---------------------------------|---------------|--------|-------------------|
| Valid Votes - General & Advance | 17,707 | 95.79% | Total Valid Votes |
| S. 98 Mobiles | 18 | 0.10% | Total Valid Votes |
| S. 99 Absentee - in ED | 418 | 2.26% | Total Valid Votes |
| S. 100 Absentee - out of ED | 151 | 0.82% | Total Valid Votes |
| S. 101 Absentee - Advance | 47 | 0.25% | Total Valid Votes |
| S. 104 Voting in DEO office | 134 | 0.72% | Total Valid Votes |
| S. 106 Voting by mail | 11 | 0.06% | Total Valid Votes |
| Total Valid Votes | 18,486 | | |
| Rejected Ballots | 116 | 0.63% | Ballots Cast |
| Registered Voters Who Voted | 18,602 | 71.44% | Registered Voters |

Candidate Elected: Michael de Jong (LIB)

*1 Voting Areas 9S, 58S and 82S combined

*2 Voting Areas 93 and 94 combined





| | Gerard A. M. Janssen NDP | Sergio Paone GP | Nicholas Saint Edmund Thorp BCM | Gillian Trumper LIB | Total Valid Votes | Rejected Ballots | No. of Registered Voters |
|-------------------------------|--------------------------------|-----------------------|---------------------------------------|---------------------------|-------------------------|---------------------|--------------------------------|
| Advance Voting | | | | | | | |
| Port Alberni | 282 | 44 | 38 | 573 | 937 | 2 | |
| Qualicum Beach | 238 | 108 | 7 | 755 | 1,108 | 2 | |
| Ucluelet | 27 | 22 | 9 | 44 | 102 | 0 | |
| General Voting | | | | | | | |
| Voting Area | | | | | | | |
| 1 Hot Springs Cove | 13 | 3 | 10 | 3 | 29 | 0 | 63 |
| 2 Ahousat | 64 | 20 | 6 | 6 | 96 | 0 | 185 |
| 3 Sproat Lake | 45 | 17 | 6 | 86 | 154 | 0 | 214 |
| 4 Beaver Creek | 71 | 37 | 12 | 121 | 241 | 2 | 325 |
| 5 Horne Lake | 25 | 40 | 14 | 67 | 146 | 0 | 251 |
| 6 Beaver Creek | 78 | 22 | 14 | 112 | 226 | 0 | 326 |
| 7 Cherry Creek | 78 | 18 | 18 | 124 | 238 | 0 | 342 |
| 8 Deep Bay | 38 | 33 | 7 | 89 | 167 | 0 | 225 |
| 9 Bowser | 43 | 26 | 18 | 117 | 204 | 0 | 294 |
| 10 Deep Bay | 41 | 40 | 13 | 82 | 176 | 0 | 248 |
| 11 Bowser | 40 | 41 | 13 | 81 | 175 | 2 | 266 |
| 12 Bowser | 82 | 35 | 10 | 98 | 225 | 0 | 310 |
| 13 Qualicum | 60 | 61 | 15 | 134 | 270 | 2 | 460 |
| 14S Qualicum *1 | - | - | - | - | - | - | 83 |
| 15 Dashwood | 39 | 38 | 1 | 87 | 165 | 0 | 230 |
| 16 Dashwood | 62 | 50 | 6 | 120 | 238 | 0 | 369 |
| 17 Qualicum | 43 | 30 | 4 | 77 | 154 | 2 | 253 |
| 18 Coombs | 54 | 42 | 13 | 75 | 184 | 0 | 288 |
| 19 Qualicum | 46 | 43 | 7 | 115 | 211 | 1 | 305 |
| 20 Qualicum | 51 | 42 | 3 | 170 | 266 | 1 | 399 |
| 21 Qualicum | 51 | 25 | 4 | 153 | 233 | 1 | 351 |
| 22 Qualicum | 37 | 24 | 4 | 78 | 143 | 0 | 201 |
| 23 Qualicum | 18 | 16 | 0 | 95 | 129 | 0 | 202 |
| 24 Qualicum | 46 | 34 | 3 | 145 | 228 | 0 | 372 |
| 25 Qualicum | 25 | 18 | 4 | 202 | 249 | 1 | 364 |
| 26 Qualicum | 57 | 21 | 2 | 207 | 287 | 0 | 428 |
| 27 Qualicum | 33 | 24 | 4 | 124 | 185 | 0 | 287 |
| 28 Qualicum | 35 | 34 | 5 | 151 | 225 | 0 | 328 |
| 29 Qualicum | 39 | 25 | 0 | 77 | 141 | 0 | 220 |
| 30 Qualicum | 53 | 25 | 3 | 116 | 197 | 1 | 288 |
| 31 Qualicum | 61 | 40 | 2 | 150 | 253 | 1 | 367 |
| 32 Qualicum | 29 | 21 | 1 | 112 | 163 | 1 | 240 |
| 33 Qualicum | 65 | 18 | 9 | 115 | 207 | 5 | 315 |
| 34S Qualicum *1 | 16 | 5 | 3 | 33 | 57 | 1 | 71 |
| 35 Qualicum | 56 | 28 | 5 | 128 | 217 | 0 | 348 |
| 36 Qualicum | 34 | 19 | 2 | 91 | 146 | 0 | 270 |
| 37 Qualicum | 20 | 21 | 10 | 96 | 147 | 0 | 227 |
| 38 Qualicum | 41 | 33 | 2 | 92 | 168 | 0 | 240 |
| 39 Qualicum | 28 | 17 | 1 | 148 | 194 | 1 | 292 |
| 40 Qualicum | 47 | 43 | 1 | 148 | 239 | 0 | 384 |
| 41 Qualicum | 43 | 22 | 4 | 190 | 259 | 1 | 388 |
| 42 Qualicum | 40 | 17 | 1 | 178 | 236 | 0 | 328 |
| 43 Qualicum | 33 | 11 | 2 | 90 | 136 | 0 | 211 |
| 44 Qualicum | 31 | 10 | 5 | 86 | 132 | 0 | 191 |
| 45 Qualicum | 42 | 22 | 4 | 79 | 147 | 0 | 235 |
| 46 Coombs | 41 | 37 | 15 | 93 | 186 | 0 | 303 |
| 47 Coombs | 46 | 32 | 9 | 91 | 178 | 0 | 254 |
| 48 Coombs | 32 | 29 | 10 | 68 | 139 | 1 | 227 |
| 49 Coombs | 53 | 40 | 13 | 104 | 210 | 1 | 341 |
| 50 Englishman River | 30 | 27 | 13 | 84 | 154 | 0 | 249 |
| 51 Errington | 0 | 0 | 0 | 0 | 0 | 0 | 0 |
| 52 Errington | 60 | 68 | 17 | 98 | 243 | 0 | 379 |
| 53 Errington | 50 | 55 | 7 | 109 | 221 | 0 | 327 |
| 54 Coombs | 43 | 30 | 4 | 63 | 140 | 0 | 215 |
| 55 Coombs | 56 | 41 | 18 | 130 | 245 | 0 | 371 |
| 56 Coombs | 57 | 47 | 14 | 118 | 236 | 0 | 404 |
| 57 Alberni Hwy | 24 | 8 | 10 | 53 | 95 | 0 | 122 |
| 58 Alberni Hwy | 76 | 19 | 7 | 112 | 214 | 0 | 321 |
| 59 Franklin *2 | - | - | - | - | - | - | 33 |
| 60 Kildonan *2 | - | - | - | - | - | - | 28 |

**Alberni-Qualicum Electoral District
Voting Results**

Statement of Votes
Elections British Columbia

| Voting Area (continued) | Gerard A. M. Janssen NDP | Sergio Paone GP | Nicholas Saint Edmund Thorp BCM | Gillian Trumper LIB | Total Valid Votes | Rejected Ballots | No. of Registered Voters |
|-------------------------|--------------------------------|-----------------------|---------------------------------------|---------------------------|-------------------------|---------------------|--------------------------------|
| 61 Cherry Creek | 84 | 22 | 12 | 170 | 288 | 2 | 386 |
| 62 Alberni Hwy | 41 | 6 | 5 | 72 | 124 | 0 | 195 |
| 63 Port Alberni N | 62 | 13 | 8 | 156 | 239 | 0 | 341 |
| 64 Port Alberni N | 68 | 26 | 7 | 111 | 212 | 0 | 323 |
| 65 Port Alberni N | 104 | 16 | 9 | 103 | 232 | 0 | 350 |
| 66 Port Alberni N | 80 | 17 | 15 | 101 | 213 | 2 | 306 |
| 67 Port Alberni N | 70 | 14 | 5 | 82 | 171 | 0 | 254 |
| 68 Port Alberni N | 69 | 17 | 11 | 126 | 223 | 0 | 343 |
| 69S Port Alberni N *3 | - | - | - | - | - | - | 27 |
| 70 Port Alberni N | 76 | 14 | 12 | 89 | 191 | 0 | 282 |
| 71 Port Alberni N | 46 | 9 | 10 | 44 | 109 | 0 | 177 |
| 72 Port Alberni N | 80 | 11 | 2 | 69 | 162 | 1 | 246 |
| 73 Port Alberni N | 80 | 14 | 9 | 90 | 193 | 1 | 329 |
| 74 Port Alberni N | 68 | 17 | 4 | 142 | 231 | 0 | 337 |
| 75 Port Alberni N | 40 | 5 | 2 | 41 | 88 | 0 | 154 |
| 76 Port Alberni N | 42 | 19 | 8 | 60 | 129 | 0 | 211 |
| 77 Port Alberni Central | 77 | 10 | 9 | 92 | 188 | 1 | 293 |
| 78 Port Alberni Central | 51 | 15 | 10 | 37 | 113 | 1 | 192 |
| 79S Port Alberni *3 | 24 | 3 | 3 | 28 | 58 | 2 | 63 |
| 80 Port Alberni Central | 46 | 7 | 2 | 31 | 86 | 1 | 131 |
| 81 Port Alberni Central | 92 | 16 | 11 | 111 | 230 | 0 | 330 |
| 82 Port Alberni Central | 125 | 17 | 7 | 100 | 249 | 2 | 364 |
| 83S Port Alberni *4 | 27 | 2 | 3 | 26 | 58 | 1 | 67 |
| 84 Port Alberni Central | 72 | 8 | 11 | 99 | 190 | 1 | 316 |
| 85 Port Alberni Central | 55 | 10 | 14 | 75 | 154 | 1 | 276 |
| 86S Port Alberni *4 | - | - | - | - | - | - | 20 |
| 87 Port Alberni Central | 0 | 0 | 0 | 0 | 0 | 0 | 0 |
| 88 Port Alberni Central | 62 | 13 | 15 | 73 | 163 | 3 | 270 |
| 89 Port Alberni Central | 83 | 11 | 12 | 55 | 161 | 0 | 297 |
| 90 Port Alberni Central | 68 | 12 | 8 | 51 | 139 | 0 | 207 |
| 91 Port Alberni Central | 68 | 16 | 1 | 136 | 221 | 0 | 327 |
| 92 Port Alberni Central | 70 | 11 | 6 | 84 | 171 | 1 | 291 |
| 93 Port Alberni Central | 86 | 9 | 7 | 99 | 201 | 0 | 325 |
| 94 Port Alberni Central | 28 | 3 | 3 | 31 | 65 | 1 | 120 |
| 95 Port Alberni Central | 47 | 10 | 10 | 45 | 112 | 0 | 200 |
| 96 Port Alberni S | 86 | 15 | 8 | 98 | 207 | 2 | 325 |
| 97 Port Alberni S | 62 | 19 | 8 | 92 | 181 | 1 | 285 |
| 98 Port Alberni S | 79 | 9 | 3 | 102 | 193 | 1 | 312 |
| 99 Port Alberni S | 86 | 7 | 10 | 93 | 196 | 0 | 308 |
| 100 Port Alberni S | 97 | 19 | 16 | 88 | 220 | 1 | 335 |
| 101 Port Alberni S | 56 | 11 | 12 | 53 | 132 | 1 | 233 |
| 102 Port Alberni S *2 | 82 | 13 | 14 | 81 | 190 | 0 | 243 |
| 103 Port Alberni S | 82 | 22 | 7 | 123 | 234 | 3 | 341 |
| 104 Port Alberni S | 83 | 9 | 8 | 111 | 211 | 0 | 327 |
| 105 Port Alberni S | 96 | 16 | 6 | 94 | 212 | 0 | 354 |
| 106 Port Alberni S | 71 | 10 | 6 | 123 | 210 | 0 | 317 |
| 107 Beaver Creek | 74 | 22 | 3 | 100 | 199 | 0 | 268 |
| 108 Beaver Creek | 51 | 12 | 10 | 87 | 160 | 0 | 198 |
| 109 Beaver Creek | 41 | 5 | 4 | 61 | 111 | 2 | 158 |
| 110 Beaver Creek | 48 | 12 | 6 | 63 | 129 | 0 | 193 |
| 111 Beaver Creek | 91 | 12 | 11 | 122 | 236 | 1 | 311 |
| 112 Beaver Creek | 62 | 11 | 11 | 82 | 166 | 0 | 209 |
| 113 McCoy Lake | 118 | 14 | 11 | 89 | 232 | 0 | 340 |
| 114 Sproat Lake | 41 | 3 | 6 | 23 | 73 | 0 | 119 |
| 115 Sproat Lake | 35 | 17 | 6 | 133 | 191 | 1 | 275 |
| 116 Sproat Lake | 42 | 11 | 7 | 80 | 140 | 0 | 183 |
| 117 Sproat Lake | 28 | 9 | 3 | 68 | 108 | 2 | 148 |
| 118 Sproat Lake | 36 | 18 | 5 | 87 | 146 | 0 | 223 |
| 119 Sarita | 0 | 0 | 0 | 0 | 0 | 0 | 0 |
| 120 Nitinaht | 37 | 2 | 3 | 3 | 45 | 0 | 86 |
| 121 Bamfield | 43 | 30 | 18 | 61 | 152 | 1 | 273 |
| 122 Port Albion | 20 | 5 | 11 | 14 | 50 | 0 | 102 |
| 123 Ucluelet | 42 | 15 | 9 | 41 | 107 | 1 | 175 |
| 124 Ucluelet | 60 | 25 | 14 | 85 | 184 | 0 | 299 |
| 125 Ucluelet | 42 | 19 | 18 | 66 | 145 | 0 | 242 |
| 126 Ucluelet | 22 | 12 | 15 | 58 | 107 | 0 | 158 |
| 127 Pacific Rim | 24 | 16 | 19 | 47 | 106 | 0 | 163 |

| Voting Area (continued) | Gerard A. M. Janssen NDP | Sergio Paone GP | Nicholas Saint Edmund Thorp BCM | Gillian Trumper LIB | Total Valid Votes | Rejected Ballots | No. of Registered Voters |
|---------------------------------------|--------------------------------|-----------------------|---------------------------------------|---------------------------|-------------------------|---------------------|--------------------------------|
| 128 Wickaninnish Bay | 45 | 91 | 12 | 64 | 212 | 0 | 362 |
| 129 Tofino | 29 | 84 | 11 | 122 | 246 | 1 | 331 |
| 130 Tofino *5 | 48 | 58 | 8 | 58 | 172 | 1 | 249 |
| 131 Clayoquot *5 | - | - | - | - | - | - | 80 |
| Sub Totals | 7,118 | 2,864 | 1,032 | 12,644 | 23,658 | 69 | 33,033 |
| S. 98 Mobiles | 8 | 0 | 1 | 23 | 32 | 2 | |
| S. 99 Absentee - in ED | 125 | 75 | 34 | 148 | 382 | 4 | |
| S. 100 Absentee - out of ED | 28 | 23 | 7 | 44 | 102 | 9 | |
| S. 101 Absentee - Advance | 4 | 3 | 0 | 2 | 9 | 0 | |
| S. 104 Voting in DEO office. | 99 | 28 | 7 | 233 | 367 | 8 | |
| S. 106 Voting by mail | 13 | 6 | 0 | 15 | 34 | 1 | |
| Grand Totals | 7,395 | 2,999 | 1,081 | 13,109 | 24,584 | 93 | 33,033 |
| % of Valid Votes | 30.08% | 12.20% | 4.40% | 53.32% | | | |

Summary:

| | | | |
|---------------------------------|--------|--------|-------------------|
| Valid Votes - General & Advance | 23,658 | 96.23% | Total Valid Votes |
| S. 98 Mobiles | 32 | 0.13% | Total Valid Votes |
| S. 99 Absentee - in ED | 382 | 1.55% | Total Valid Votes |
| S. 100 Absentee - out of ED | 102 | 0.41% | Total Valid Votes |
| S. 101 Absentee - Advance | 9 | 0.05% | Total Valid Votes |
| S. 104 Voting in DEO office | 367 | 1.49% | Total Valid Votes |
| S. 106 Voting by mail | 34 | 0.14% | Total Valid Votes |

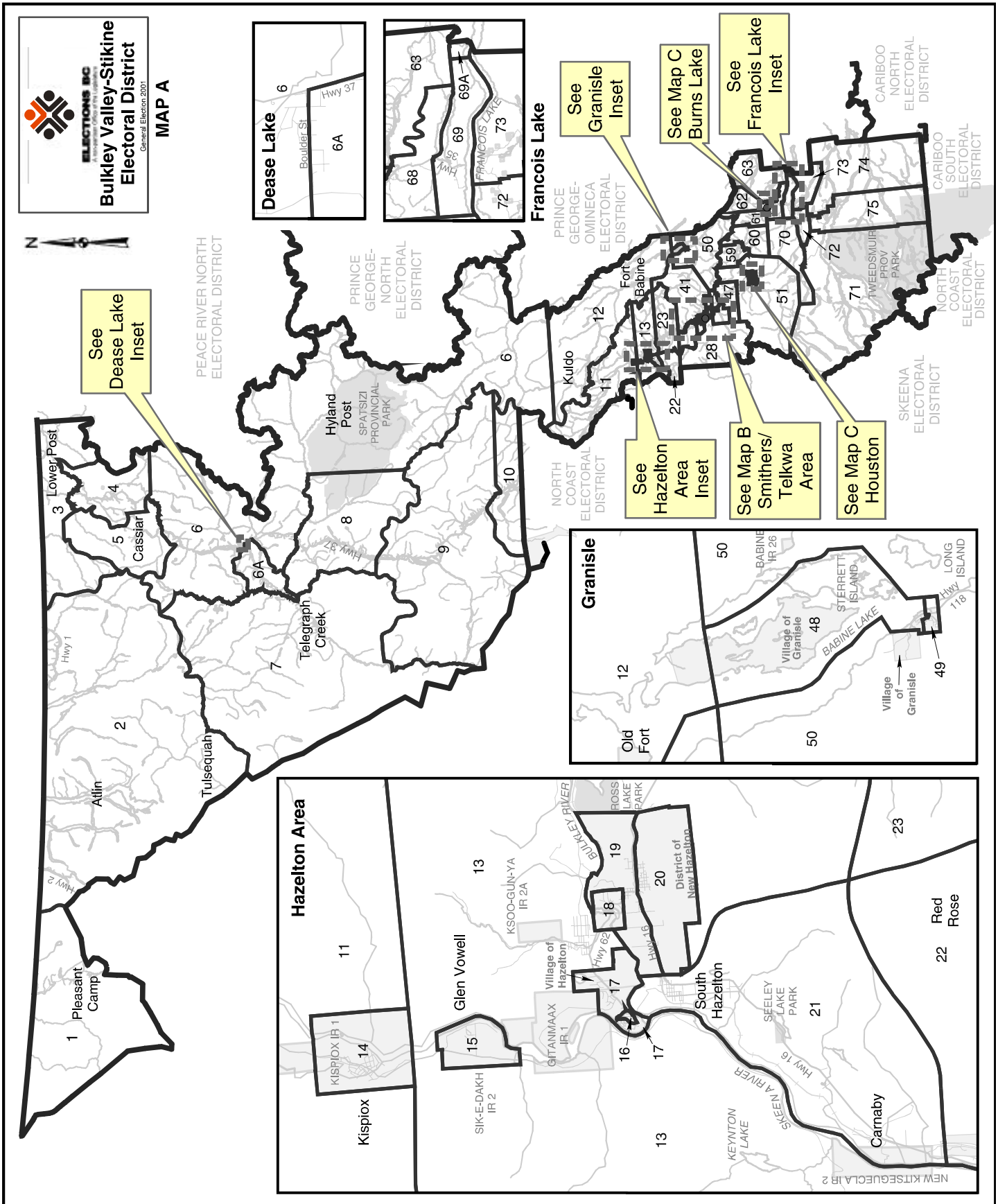
Total Valid Votes 24,584

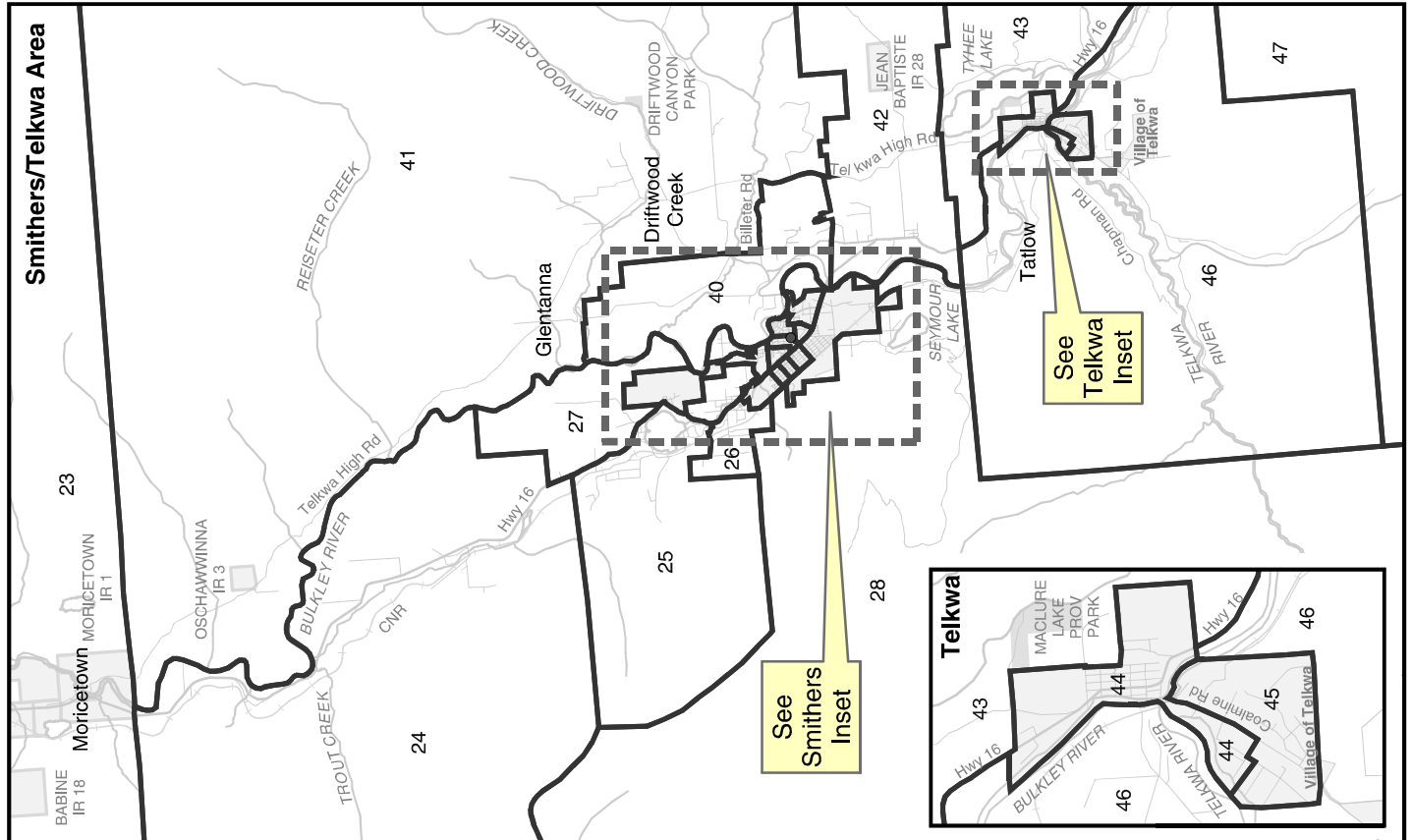
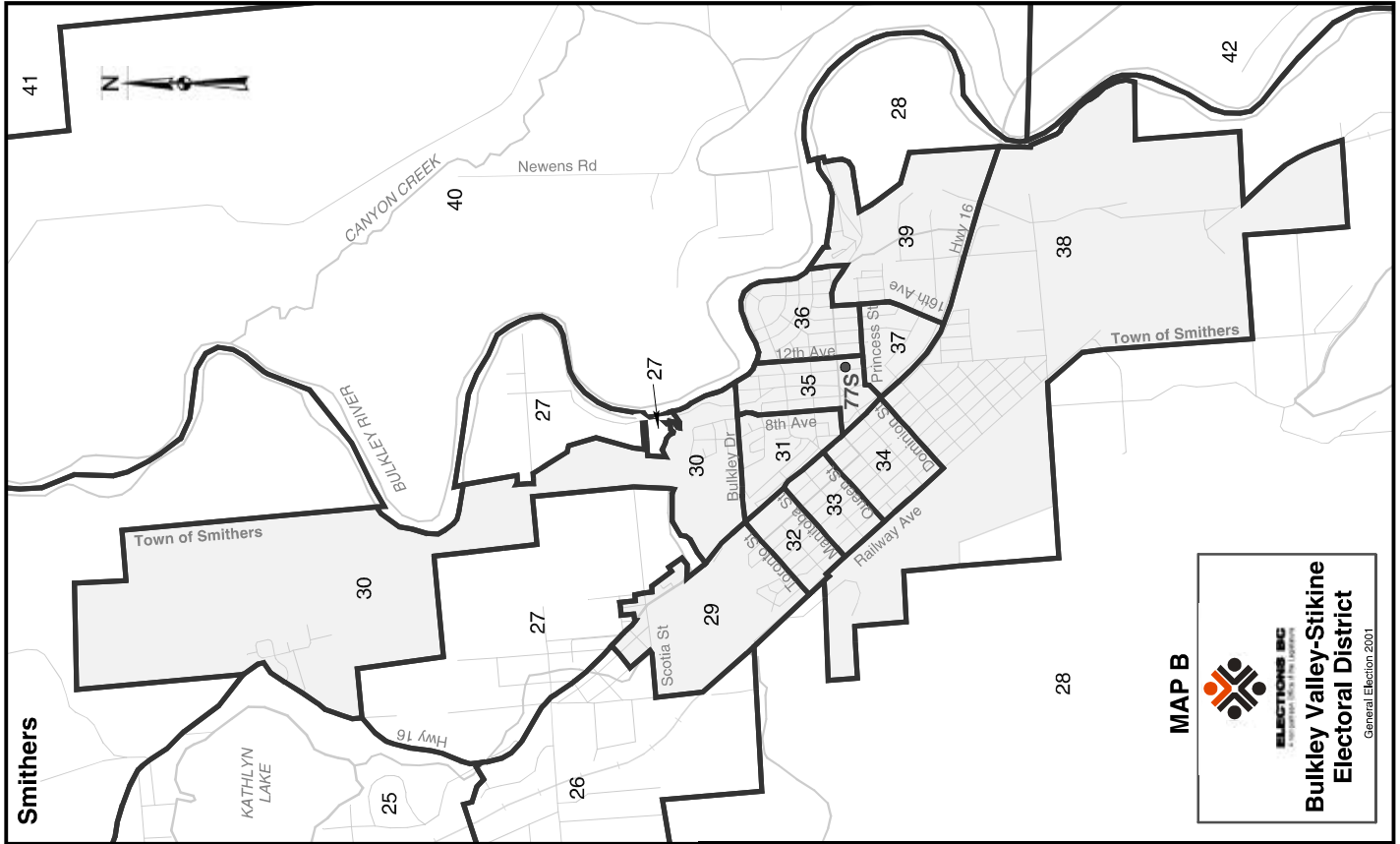
Rejected Ballots 93 0.38% Ballots Cast
Registered Voters Who Voted 24,677 74.70% Registered Voters

Candidate Elected: Gillian Trumper (LIB)

*1 Voting Areas 14S and 34S combined
*3 Voting Areas 69S and 79S combined
*5 Voting Areas 130 and 131 combined

*2 Voting Areas 59, 60 and 102 combined
*4 Voting Areas 83S and 86S combined





| | Bill Forsyth BCCA | Bill Goodacre NDP | Rolf Hussinger GP | Dennis MacKay LIB | Trevor McKilligan BCM | Theresa Tait ANP | Rod Taylor UPBC | Total Valid Votes | Rejected Ballots | No. of Registered Voters |
|--------------------------|-------------------------|-------------------------|-------------------------|-------------------------|-----------------------------|------------------------|-----------------------|-------------------------|---------------------|--------------------------------|
| Advance Voting | | | | | | | | | | |
| Burns Lake | 3 | 31 | 9 | 115 | 6 | 4 | 3 | 171 | 1 | |
| Dease Lake | 0 | 7 | 1 | 17 | 0 | 1 | 4 | 30 | 0 | |
| Houston | 1 | 19 | 9 | 97 | 4 | 0 | 17 | 147 | 0 | |
| New Hazelton | 0 | 25 | 2 | 49 | 2 | 4 | 2 | 84 | 0 | |
| Smithers | 0 | 94 | 39 | 378 | 11 | 5 | 44 | 571 | 0 | |
| General Voting | | | | | | | | | | |
| Voting Area | | | | | | | | | | |
| 1 Pleasant Camp | 0 | 0 | 0 | 0 | 0 | 0 | 0 | 0 | 0 | 11 |
| 2 Atlin | 1 | 35 | 20 | 126 | 6 | 8 | 6 | 202 | 1 | 341 |
| 3 Lower Post *1 | 0 | 16 | 0 | 6 | 0 | 6 | 0 | 28 | 0 | 60 |
| 4 Good Hope Lake | 0 | 10 | 1 | 4 | 1 | 14 | 1 | 31 | 0 | 72 |
| 5 Cassiar *1 | - | - | - | - | - | - | - | - | - | 26 |
| 6 Dease Lake | 0 | 27 | 1 | 27 | 2 | 12 | 1 | 70 | 0 | 193 |
| 6A Dease Lake | 0 | 21 | 4 | 35 | 1 | 12 | 4 | 77 | 0 | 130 |
| 7 Telegraph Creek | 0 | 36 | 6 | 9 | 2 | 35 | 1 | 89 | 0 | 197 |
| 8 Iskut | 0 | 35 | 3 | 9 | 2 | 27 | 1 | 77 | 0 | 153 |
| 9 Bob Quinn | 0 | 0 | 0 | 0 | 0 | 0 | 0 | 0 | 0 | 8 |
| 10 Nass River | 0 | 0 | 0 | 0 | 0 | 0 | 0 | 0 | 0 | 0 |
| 11 Kispiox Valley | 0 | 41 | 9 | 54 | 4 | 1 | 4 | 113 | 0 | 149 |
| 12 Fort Babine | 0 | 21 | 0 | 2 | 2 | 5 | 0 | 30 | 1 | 67 |
| 13 Hazelton | 4 | 69 | 13 | 89 | 10 | 3 | 11 | 199 | 0 | 350 |
| 14 Kispiox | 1 | 111 | 9 | 8 | 12 | 19 | 2 | 162 | 0 | 279 |
| 15 Glen Vowell | 0 | 54 | 1 | 2 | 4 | 4 | 0 | 65 | 0 | 109 |
| 16 Hazelton | 2 | 100 | 3 | 9 | 6 | 15 | 0 | 135 | 0 | 233 |
| 17 Hazelton | 2 | 100 | 6 | 43 | 8 | 8 | 4 | 171 | 0 | 270 |
| 18 Hagwilget | 0 | 71 | 1 | 4 | 3 | 5 | 1 | 85 | 0 | 122 |
| 19 New Hazelton | 2 | 20 | 4 | 65 | 6 | 4 | 5 | 106 | 0 | 204 |
| 20 New Hazelton | 0 | 23 | 8 | 101 | 5 | 0 | 6 | 143 | 1 | 233 |
| 21 South Hazelton | 0 | 27 | 15 | 146 | 12 | 3 | 15 | 218 | 0 | 332 |
| 22 Gitsegukla | 3 | 81 | 2 | 11 | 8 | 31 | 3 | 139 | 0 | 213 |
| 23 Moricetown | 0 | 148 | 4 | 16 | 10 | 45 | 9 | 232 | 0 | 331 |
| 24 Evelyn | 0 | 18 | 7 | 87 | 0 | 0 | 20 | 132 | 0 | 196 |
| 25 Smithers | 0 | 25 | 22 | 187 | 9 | 0 | 30 | 273 | 2 | 396 |
| 26 Smithers | 0 | 23 | 12 | 104 | 4 | 0 | 15 | 158 | 0 | 237 |
| 27 Smithers | 0 | 18 | 6 | 120 | 4 | 0 | 15 | 163 | 1 | 237 |
| 28 Smithers | 0 | 16 | 8 | 98 | 4 | 2 | 35 | 163 | 1 | 241 |
| 29 Smithers | 1 | 37 | 11 | 143 | 3 | 1 | 33 | 229 | 0 | 351 |
| 30 Smithers | 1 | 36 | 15 | 203 | 6 | 1 | 31 | 293 | 1 | 436 |
| 31 Smithers | 1 | 41 | 20 | 140 | 10 | 3 | 20 | 235 | 0 | 343 |
| 32 Smithers | 1 | 37 | 11 | 133 | 8 | 1 | 20 | 211 | 0 | 302 |
| 33 Smithers | 1 | 46 | 15 | 96 | 18 | 0 | 28 | 204 | 0 | 320 |
| 34 Smithers | 0 | 30 | 23 | 66 | 6 | 1 | 9 | 135 | 0 | 233 |
| 35 Smithers | 1 | 39 | 7 | 113 | 4 | 1 | 18 | 183 | 1 | 297 |
| 36 Smithers | 1 | 32 | 9 | 84 | 4 | 1 | 19 | 150 | 0 | 228 |
| 37 Smithers | 0 | 14 | 6 | 78 | 5 | 0 | 8 | 111 | 1 | 182 |
| 38 Smithers | 0 | 24 | 12 | 93 | 9 | 3 | 28 | 169 | 0 | 250 |
| 39 Smithers | 0 | 29 | 7 | 138 | 3 | 2 | 16 | 195 | 1 | 283 |
| 40 Glentanna (Driftwood) | 0 | 32 | 7 | 164 | 9 | 1 | 56 | 269 | 0 | 378 |
| 41 Glentanna | 1 | 36 | 32 | 108 | 10 | 5 | 24 | 216 | 0 | 301 |
| 42 Glentanna | 0 | 48 | 7 | 127 | 6 | 4 | 47 | 239 | 1 | 340 |
| 43 Telkwa | 1 | 45 | 18 | 102 | 4 | 1 | 37 | 208 | 1 | 308 |
| 44 Telkwa | 0 | 25 | 16 | 119 | 9 | 0 | 25 | 194 | 1 | 311 |
| 45 Telkwa | 0 | 33 | 25 | 184 | 8 | 3 | 40 | 293 | 0 | 414 |
| 46 Telkwa | 0 | 19 | 17 | 126 | 10 | 1 | 37 | 210 | 0 | 302 |
| 47 Quick | 1 | 27 | 12 | 117 | 9 | 2 | 52 | 220 | 1 | 317 |
| 48 Granisle | 1 | 13 | 12 | 59 | 5 | 3 | 4 | 97 | 0 | 155 |
| 49 Granisle | 1 | 9 | 4 | 77 | 3 | 1 | 5 | 100 | 0 | 163 |
| 50 Topley Landing | 0 | 7 | 0 | 24 | 2 | 20 | 10 | 63 | 0 | 125 |
| 51 Houston | 0 | 17 | 17 | 172 | 6 | 1 | 37 | 250 | 0 | 369 |
| 52 Houston | 0 | 29 | 11 | 111 | 12 | 0 | 23 | 186 | 1 | 283 |
| 53 Houston | 0 | 21 | 4 | 98 | 5 | 1 | 7 | 136 | 0 | 255 |
| 54 Houston | 1 | 27 | 6 | 94 | 10 | 5 | 11 | 154 | 1 | 235 |
| 55 Houston | 1 | 23 | 3 | 102 | 6 | 0 | 18 | 153 | 1 | 259 |
| 55A Houston | 0 | 28 | 10 | 77 | 8 | 0 | 5 | 128 | 1 | 236 |
| 56 Houston | 1 | 9 | 11 | 98 | 3 | 0 | 20 | 142 | 1 | 215 |

**Bulkley Valley-Stikine Electoral District
Voting Results**

Statement of Votes
Elections British Columbia

| Voting Area (continued) | Bill Forsyth BCCA | Bill Goodacre NDP | Rolf Hussinger GP | Dennis MacKay LIB | Trevor McKilligan BCM | Theresa Tait ANP | Rod Taylor UPBC | Total Valid Votes | Rejected Ballots | No. of Registered Voters |
|---|----------------------|----------------------|----------------------|----------------------|--------------------------|---------------------|--------------------|----------------------|---------------------|--------------------------------|
| 57 Houston | 1 | 16 | 6 | 100 | 6 | 0 | 16 | 145 | 0 | 225 |
| 58 Houston | 0 | 28 | 9 | 124 | 1 | 0 | 20 | 182 | 1 | 270 |
| 59 Topley | 0 | 21 | 8 | 99 | 16 | 0 | 14 | 158 | 0 | 271 |
| 60 South Bulkley | 0 | 16 | 4 | 42 | 1 | 0 | 2 | 65 | 0 | 90 |
| 61 Decker Lake | 2 | 48 | 14 | 148 | 11 | 6 | 21 | 250 | 0 | 353 |
| 62 Burns Lake | 1 | 31 | 10 | 153 | 4 | 1 | 17 | 217 | 1 | 317 |
| 63 Tintagel (Burns Lake) | 1 | 19 | 9 | 172 | 6 | 2 | 14 | 223 | 0 | 350 |
| 64 Burns Lake | 3 | 157 | 6 | 41 | 7 | 14 | 3 | 231 | 0 | 377 |
| 65 Burns Lake | 0 | 40 | 24 | 152 | 10 | 5 | 14 | 245 | 1 | 350 |
| 66 Burns Lake | 2 | 39 | 12 | 113 | 13 | 1 | 12 | 192 | 0 | 311 |
| 67 Burns Lake *2 | 6 | 43 | 17 | 119 | 9 | 6 | 16 | 216 | 1 | 319 |
| 68 Tchesinkut Lake (Burns Lake) | 1 | 41 | 26 | 169 | 11 | 1 | 16 | 265 | 0 | 398 |
| 69 Francois Lake | 2 | 15 | 25 | 127 | 6 | 2 | 11 | 188 | 0 | 267 |
| 69A Francois Lake | 0 | 0 | 0 | 0 | 0 | 0 | 0 | 0 | 0 | 0 |
| 70 Colleymount | 0 | 2 | 6 | 50 | 3 | 0 | 2 | 63 | 0 | 79 |
| 71 Wistaria | 0 | 2 | 0 | 23 | 0 | 0 | 4 | 29 | 0 | 46 |
| 72 Grassy Plains | 1 | 8 | 12 | 45 | 1 | 1 | 4 | 72 | 0 | 112 |
| 73 Southbank | 1 | 35 | 16 | 66 | 14 | 6 | 6 | 144 | 0 | 219 |
| 74 Cheslatta | 1 | 4 | 12 | 45 | 3 | 0 | 1 | 66 | 1 | 89 |
| 75 Ootsa Lake | 0 | 1 | 9 | 19 | 2 | 1 | 2 | 34 | 0 | 50 |
| 76S Burns Lake *2 | - | - | - | - | - | - | - | - | - | 20 |
| 77S Smithers | 2 | 11 | 2 | 10 | 2 | 0 | 4 | 31 | 1 | 56 |
| Sub Totals | 58 | 2,712 | 800 | 7,081 | 475 | 381 | 1,146 | 12,653 | 27 | 18,150 |
| S. 98 Mobiles | 2 | 10 | 9 | 51 | 11 | 13 | 4 | 100 | 3 | |
| S. 99 Absentee - in ED | 1 | 48 | 21 | 105 | 9 | 8 | 22 | 214 | 3 | |
| S. 100 Absentee - out of ED | 0 | 27 | 9 | 43 | 2 | 3 | 3 | 87 | 5 | |
| S. 101 Absentee - Advance | 1 | 3 | 3 | 14 | 1 | 0 | 1 | 23 | 1 | |
| S. 104 Voting in DEO office | 0 | 21 | 11 | 102 | 7 | 0 | 13 | 154 | 5 | |
| S. 106 Voting by mail | 0 | 2 | 3 | 18 | 2 | 0 | 1 | 26 | 0 | |
| Grand Totals | 62 | 2,823 | 856 | 7,414 | 507 | 405 | 1,190 | 13,257 | 44 | 18,150 |
| % of Valid Votes | 0.47% | 21.29% | 6.46% | 55.93% | 3.82% | 3.05% | 8.98% | | | |

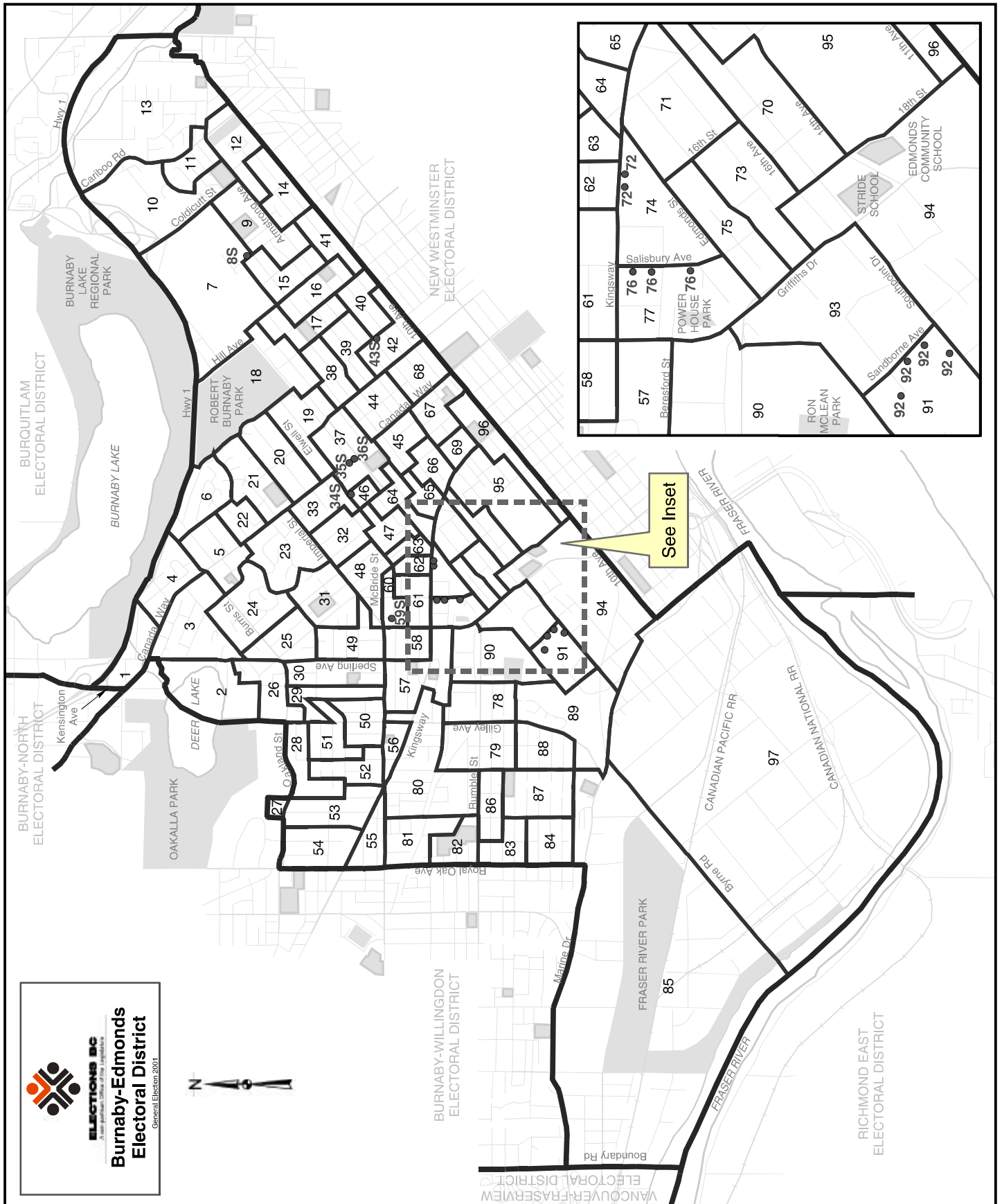
Summary:

| | | | |
|---------------------------------|------------|-----------|-------------------|
| Valid Votes - General & Advance | 12,653 | 95.44% | Total Valid Votes |
| S. 98 Mobiles | 100 | 0.75% | Total Valid Votes |
| S. 99 Absentee - in ED | 214 | 1.61% | Total Valid Votes |
| S. 100 Absentee - out of ED | 87 | 0.66% | Total Valid Votes |
| S. 101 Absentee - Advance | 23 | 0.17% | Total Valid Votes |
| S. 104 Voting in DEO office | 154 | 1.16% | Total Valid Votes |
| S. 106 Voting by mail | 26 | 0.21% | Total Valid Votes |
| Total Valid Votes | 13,257 | | |
| Rejected Ballots | 44 | 0.33% | Ballots Cast |
| Registered Voters Who Voted | 13,301 | 73.28% | Registered Voters |

Candidate Elected: Dennis MacKay (LIB)

*1 Voting Areas 3 and 5 combined

*2 Voting Areas 67 and 76S combined



Burnaby-Edmonds Electoral District
Voting Results

Statement of Votes
 Elections British Columbia

| | Roy Arjun BCM | Sav Dhaliwal NDP | Eric Hawthorne GP | Grant Murray UPBC | Patty Sahota LIB | Gordon S. Watson POC | Total Valid Votes | Rejected Ballots | No. of Registered Voters |
|--|------------------------------|---------------------------------|----------------------------------|----------------------------------|---------------------------------|-------------------------------------|----------------------------------|-----------------------------|---|
| Advance Voting | | | | | | | | | |
| Armstrong Elementary School | 2 | 51 | 24 | 13 | 119 | 0 | 209 | 0 | |
| Edmonds House Community Centre | 8 | 165 | 71 | 52 | 418 | 1 | 715 | 1 | |
| General Voting | | | | | | | | | |
| Voting Area | | | | | | | | | |
| 1 *1 | - | - | - | - | - | - | - | - | 22 |
| 2 *1 | - | - | - | - | - | - | - | - | 35 |
| 3 *1 | 3 | 32 | 23 | 15 | 187 | 0 | 260 | 0 | 330 |
| 4 | 2 | 53 | 32 | 10 | 118 | 0 | 215 | 0 | 319 |
| 5 | 5 | 43 | 31 | 7 | 144 | 1 | 231 | 2 | 333 |
| 6 | 5 | 30 | 18 | 10 | 142 | 2 | 207 | 2 | 322 |
| 7 | 3 | 50 | 33 | 12 | 169 | 0 | 267 | 1 | 379 |
| 8S | 0 | 39 | 13 | 13 | 54 | 3 | 122 | 5 | 212 |
| 9 | 2 | 57 | 23 | 21 | 103 | 4 | 210 | 1 | 293 |
| 10 | 4 | 58 | 34 | 18 | 177 | 1 | 292 | 1 | 452 |
| 11 | 2 | 54 | 24 | 16 | 147 | 0 | 243 | 0 | 352 |
| 12 | 1 | 44 | 16 | 18 | 132 | 0 | 211 | 0 | 279 |
| 13 | 6 | 48 | 35 | 17 | 180 | 2 | 288 | 0 | 439 |
| 14 | 7 | 36 | 50 | 16 | 119 | 1 | 229 | 0 | 336 |
| 15 | 8 | 75 | 27 | 27 | 83 | 2 | 222 | 0 | 327 |
| 16 | 3 | 80 | 29 | 22 | 62 | 0 | 196 | 0 | 307 |
| 17 | 7 | 91 | 28 | 17 | 100 | 4 | 247 | 0 | 326 |
| 18 | 5 | 73 | 26 | 11 | 99 | 1 | 215 | 1 | 308 |
| 19 | 12 | 63 | 40 | 19 | 103 | 2 | 239 | 2 | 363 |
| 20 | 3 | 60 | 25 | 14 | 133 | 1 | 236 | 1 | 344 |
| 21 | 1 | 36 | 9 | 2 | 88 | 0 | 136 | 0 | 200 |
| 22 | 0 | 21 | 15 | 8 | 81 | 0 | 125 | 1 | 182 |
| 23 | 4 | 28 | 15 | 14 | 107 | 1 | 169 | 0 | 241 |
| 24 | 1 | 15 | 17 | 4 | 165 | 2 | 204 | 0 | 295 |
| 25 | 2 | 33 | 25 | 7 | 95 | 2 | 164 | 0 | 264 |
| 26 | 1 | 20 | 18 | 9 | 99 | 0 | 147 | 0 | 207 |
| 27 *2 | - | - | - | - | - | - | - | - | 58 |
| 28 *2 | 3 | 28 | 23 | 3 | 89 | 0 | 146 | 1 | 168 |
| 29 | 0 | 40 | 18 | 13 | 90 | 0 | 161 | 0 | 253 |
| 30 | 2 | 32 | 22 | 7 | 95 | 1 | 159 | 0 | 240 |
| 31 | 3 | 42 | 33 | 12 | 137 | 2 | 229 | 0 | 328 |
| 32 | 9 | 58 | 26 | 16 | 81 | 0 | 190 | 1 | 286 |
| 33 | 4 | 72 | 21 | 12 | 83 | 1 | 193 | 0 | 308 |
| 34S *3 | 2 | 37 | 13 | 17 | 30 | 7 | 106 | 3 | 184 |
| 35S *4 | - | - | - | - | - | - | - | - | 90 |
| 36S *4 | 2 | 35 | 6 | 4 | 52 | 1 | 100 | 0 | 128 |
| 37 | 7 | 41 | 12 | 9 | 85 | 0 | 154 | 2 | 246 |
| 38 | 4 | 57 | 39 | 14 | 96 | 0 | 210 | 0 | 301 |
| 39 | 6 | 62 | 35 | 15 | 99 | 2 | 219 | 1 | 320 |
| 40 | 3 | 64 | 32 | 4 | 83 | 2 | 188 | 1 | 288 |
| 41 | 11 | 41 | 17 | 6 | 66 | 0 | 141 | 1 | 235 |
| 42 | 13 | 69 | 22 | 9 | 81 | 1 | 195 | 2 | 356 |
| 43S *3 | - | - | - | - | - | - | - | - | 77 |
| 44 | 2 | 76 | 31 | 11 | 118 | 1 | 239 | 0 | 377 |
| 45 | 11 | 79 | 34 | 6 | 84 | 0 | 214 | 0 | 328 |
| 46 | 0 | 96 | 33 | 28 | 88 | 0 | 245 | 8 | 377 |
| 47 | 2 | 34 | 19 | 5 | 38 | 0 | 98 | 0 | 206 |
| 48 | 6 | 43 | 33 | 24 | 79 | 1 | 186 | 0 | 302 |
| 49 | 5 | 39 | 24 | 12 | 139 | 0 | 219 | 0 | 350 |
| 50 | 8 | 63 | 20 | 7 | 119 | 2 | 219 | 1 | 340 |
| 51 | 5 | 25 | 16 | 26 | 99 | 0 | 171 | 4 | 261 |
| 52 | 3 | 34 | 33 | 10 | 103 | 1 | 184 | 1 | 290 |
| 53 | 10 | 54 | 22 | 9 | 68 | 0 | 163 | 0 | 287 |
| 54 | 4 | 57 | 19 | 10 | 69 | 0 | 159 | 4 | 266 |
| 55 *5 | - | - | - | - | - | - | - | - | 15 |
| 56 *5 | 11 | 59 | 22 | 10 | 63 | 3 | 168 | 3 | 253 |
| 57 | 7 | 83 | 43 | 21 | 150 | 0 | 304 | 1 | 492 |
| 58 | 3 | 47 | 19 | 10 | 78 | 0 | 157 | 0 | 280 |
| 59S *3 | - | - | - | - | - | - | - | - | 7 |
| 60 | 2 | 30 | 18 | 7 | 52 | 2 | 111 | 1 | 261 |
| 61 | 5 | 28 | 15 | 10 | 39 | 1 | 98 | 1 | 253 |

| Voting Area (continued) | Roy Arjun BCM | Sav Dhaliwal NDP | Eric Hawthorne GP | Grant Murray UPBC | Patty Sahota LIB | Gordon S. Watson POC | Total Valid Votes | Rejected Ballots | No. of Registered Voters |
|-----------------------------|---------------|------------------|-------------------|-------------------|------------------|----------------------|-------------------|------------------|--------------------------|
| 62 | 4 | 23 | 10 | 7 | 36 | 1 | 81 | 1 | 204 |
| 63 | 6 | 30 | 31 | 5 | 47 | 0 | 119 | 0 | 219 |
| 64 | 7 | 48 | 18 | 6 | 56 | 1 | 136 | 0 | 241 |
| 65 | 10 | 42 | 31 | 8 | 63 | 1 | 155 | 0 | 292 |
| 66 | 5 | 67 | 27 | 9 | 56 | 2 | 166 | 0 | 290 |
| 67 | 4 | 63 | 29 | 16 | 97 | 1 | 210 | 0 | 296 |
| 68 | 9 | 75 | 15 | 8 | 88 | 5 | 200 | 0 | 294 |
| 69 | 3 | 46 | 20 | 9 | 49 | 0 | 127 | 0 | 217 |
| 70 | 3 | 61 | 36 | 14 | 80 | 2 | 196 | 4 | 351 |
| 71 | 6 | 57 | 32 | 10 | 65 | 0 | 170 | 1 | 325 |
| 72 | 4 | 59 | 26 | 4 | 36 | 3 | 132 | 1 | 276 |
| 73 | 2 | 33 | 17 | 4 | 81 | 1 | 138 | 1 | 235 |
| 74 | 3 | 55 | 31 | 13 | 100 | 1 | 203 | 0 | 321 |
| 75 | 5 | 49 | 33 | 10 | 72 | 0 | 169 | 0 | 286 |
| 76 | 7 | 49 | 22 | 6 | 67 | 2 | 153 | 1 | 249 |
| 77 | 11 | 40 | 44 | 7 | 94 | 2 | 198 | 0 | 346 |
| 78 | 3 | 44 | 24 | 6 | 66 | 0 | 143 | 2 | 203 |
| 79 | 0 | 53 | 24 | 5 | 100 | 0 | 182 | 3 | 291 |
| 80 | 6 | 34 | 25 | 9 | 57 | 0 | 131 | 0 | 254 |
| 81 | 4 | 44 | 31 | 3 | 116 | 1 | 199 | 1 | 324 |
| 82 | 3 | 30 | 21 | 7 | 76 | 0 | 137 | 1 | 201 |
| 83 | 7 | 44 | 24 | 10 | 109 | 0 | 194 | 1 | 270 |
| 84 | 4 | 57 | 38 | 17 | 101 | 1 | 218 | 0 | 294 |
| 85 | 3 | 56 | 27 | 8 | 107 | 0 | 201 | 0 | 367 |
| 86 | 10 | 61 | 19 | 9 | 92 | 4 | 195 | 0 | 313 |
| 87 | 7 | 65 | 38 | 13 | 106 | 1 | 230 | 0 | 314 |
| 88 | 4 | 47 | 31 | 13 | 141 | 0 | 236 | 1 | 343 |
| 89 | 5 | 50 | 30 | 6 | 86 | 2 | 179 | 1 | 280 |
| 90 | 5 | 70 | 61 | 16 | 220 | 1 | 373 | 2 | 599 |
| 91 | 2 | 43 | 33 | 9 | 93 | 0 | 180 | 0 | 300 |
| 92 | 1 | 42 | 27 | 11 | 94 | 0 | 175 | 2 | 304 |
| 93 | 9 | 53 | 45 | 18 | 150 | 3 | 278 | 0 | 430 |
| 94 | 3 | 31 | 38 | 11 | 59 | 1 | 143 | 0 | 248 |
| 95 | 7 | 81 | 20 | 11 | 90 | 1 | 210 | 1 | 347 |
| 96 | 4 | 61 | 19 | 8 | 83 | 1 | 176 | 0 | 318 |
| 97 | 6 | 49 | 47 | 11 | 111 | 2 | 226 | 2 | 351 |
| Sub Totals | 432 | 4,692 | 2,465 | 1,076 | 9,121 | 98 | 17,884 | 80 | 27,071 |
| S. 98 Mobiles | 0 | 7 | 1 | 1 | 11 | 0 | 20 | 1 | |
| S. 99 Absentee - in ED | 16 | 167 | 92 | 22 | 271 | 6 | 574 | 10 | |
| S. 100 Absentee - out of ED | 8 | 28 | 23 | 5 | 78 | 1 | 143 | 26 | |
| S. 101 Absentee - Advance | 0 | 8 | 10 | 1 | 30 | 0 | 49 | 1 | |
| S. 104 Voting in DEO office | 0 | 20 | 7 | 3 | 92 | 0 | 122 | 2 | |
| S. 106 Voting by mail | 0 | 2 | 1 | 3 | 4 | 0 | 10 | 0 | |
| Grand Totals | 456 | 4,924 | 2,599 | 1,111 | 9,607 | 105 | 18,802 | 120 | 27,071 |
| % of Valid Votes | 2.43% | 26.19% | 13.82% | 5.91% | 51.09% | 0.56% | | | |

(continued on next page)

Summary:

| | | | |
|---------------------------------|--------|--------|-------------------|
| Valid Votes - General & Advance | 17,884 | 95.12% | Total Valid Votes |
| S. 98 Mobiles | 20 | 0.11% | Total Valid Votes |
| S. 99 Absentee - in ED | 574 | 3.05% | Total Valid Votes |
| S. 100 Absentee - out of ED | 143 | 0.76% | Total Valid Votes |
| S. 101 Absentee - Advance | 49 | 0.26% | Total Valid Votes |
| S. 104 Voting in DEO office | 122 | 0.65% | Total Valid Votes |
| S. 106 Voting by mail | 10 | 0.05% | Total Valid Votes |

Total Valid Votes 18,802

| | | | |
|-----------------------------|--------|--------|-------------------|
| Rejected Ballots | 120 | 0.64% | Ballots Cast |
| Registered Voters Who Voted | 18,922 | 69.90% | Registered Voters |

Candidate Elected: Patty Sahota (LIB)

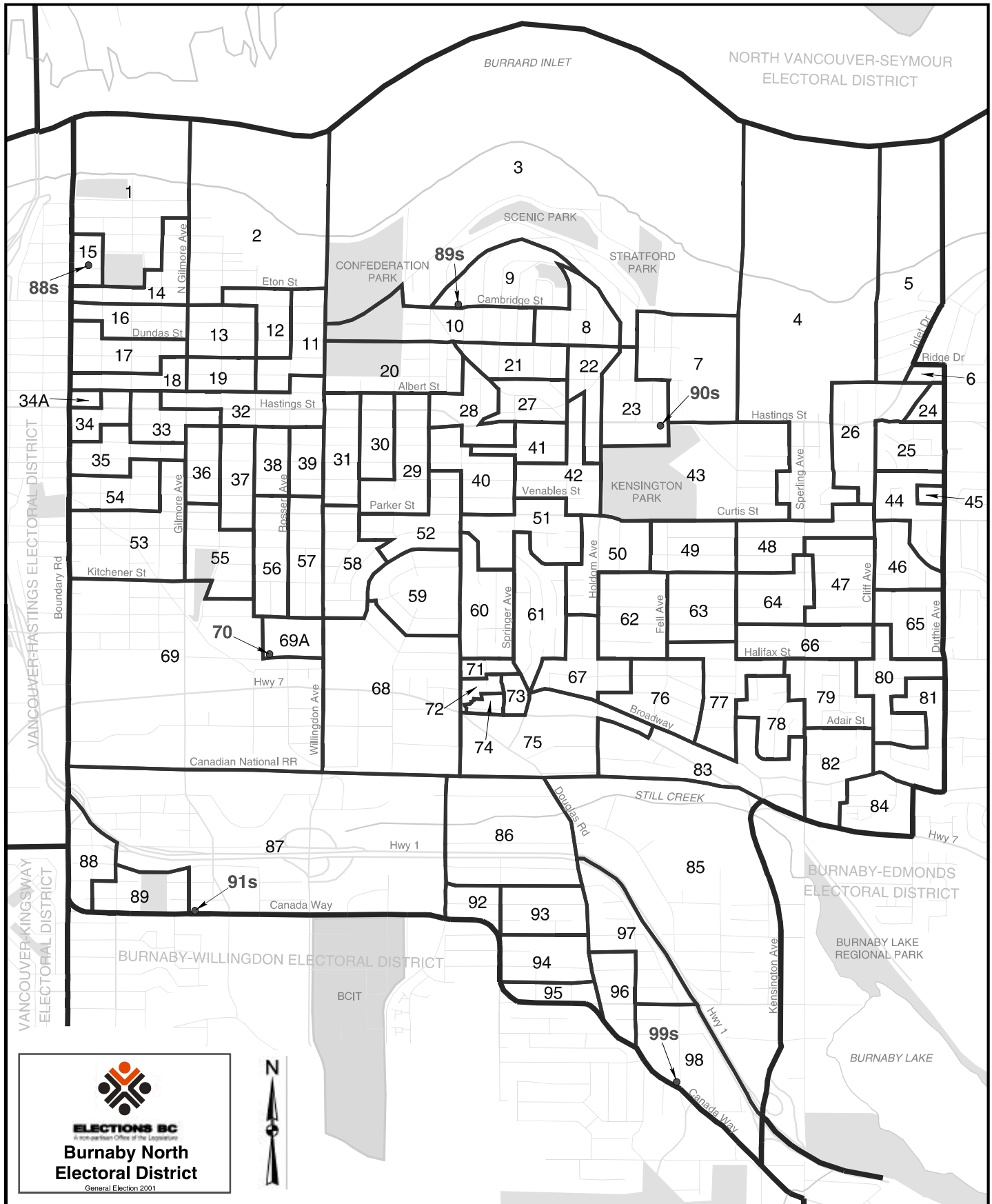
*1 Voting Areas 1, 2 and 3 combined

*3 Voting Areas 34S, 43S and 59S combined

*5 Voting Areas 55 and 56 combined

*2 Voting Areas 27 and 28 combined

*4 Voting Areas 35S and 36S combined



**Burnaby North Electoral District
Voting Results**

Statement of Votes
Elections British Columbia

| | Pietro Calendino NDP | Tom Hetherington GP | Richard T. Lee LIB | Dale Ware BCM | Total Valid Votes | Rejected Ballots | No. of Registered Voters |
|---------------------------------------|-------------------------------------|------------------------------------|-----------------------------------|------------------------------|----------------------------------|-----------------------------|---|
| Advance Voting | | | | | | | |
| District Electoral Office | 57 | 28 | 188 | 4 | 277 | 1 | |
| Parkcrest Elementary School | 148 | 65 | 423 | 5 | 641 | 1 | |
| General Voting | | | | | | | |
| Voting Area | | | | | | | |
| 1 | 80 | 42 | 106 | 7 | 235 | 0 | 336 |
| 2 | 82 | 39 | 113 | 6 | 240 | 2 | 346 |
| 3 | 61 | 57 | 84 | 1 | 203 | 1 | 291 |
| 4 | 58 | 27 | 106 | 4 | 195 | 0 | 332 |
| 5 | 44 | 26 | 61 | 1 | 132 | 0 | 199 |
| 6 | 13 | 7 | 15 | 0 | 35 | 0 | 64 |
| 7 | 59 | 33 | 93 | 6 | 191 | 0 | 369 |
| 8 | 67 | 40 | 113 | 10 | 230 | 0 | 331 |
| 9 | 53 | 39 | 100 | 3 | 195 | 0 | 292 |
| 10 | 53 | 33 | 128 | 3 | 217 | 0 | 335 |
| 11 | 54 | 28 | 155 | 6 | 243 | 5 | 353 |
| 12 | 59 | 28 | 117 | 5 | 209 | 0 | 299 |
| 13 | 85 | 41 | 92 | 5 | 223 | 2 | 338 |
| 14 | 51 | 48 | 142 | 6 | 247 | 0 | 347 |
| 15 | 29 | 16 | 41 | 3 | 89 | 0 | 114 |
| 16 | 69 | 42 | 130 | 7 | 248 | 0 | 361 |
| 17 | 73 | 38 | 93 | 8 | 212 | 6 | 317 |
| 18 | 58 | 35 | 82 | 7 | 182 | 1 | 302 |
| 19 | 74 | 23 | 108 | 5 | 210 | 0 | 307 |
| 20 | 56 | 25 | 100 | 5 | 186 | 0 | 297 |
| 21 | 71 | 42 | 130 | 3 | 246 | 0 | 368 |
| 22 | 55 | 48 | 106 | 10 | 219 | 0 | 340 |
| 23 | 61 | 25 | 63 | 5 | 154 | 2 | 321 |
| 24 | 41 | 14 | 66 | 1 | 122 | 0 | 199 |
| 25 | 47 | 18 | 116 | 4 | 185 | 0 | 250 |
| 26 | 54 | 33 | 67 | 10 | 164 | 0 | 301 |
| 27 | 58 | 50 | 77 | 1 | 186 | 0 | 297 |
| 28 | 41 | 30 | 103 | 2 | 176 | 0 | 335 |
| 29 | 74 | 26 | 131 | 1 | 232 | 0 | 330 |
| 30 | 94 | 22 | 132 | 9 | 257 | 0 | 342 |
| 31 | 63 | 25 | 150 | 4 | 242 | 0 | 337 |
| 32 | 75 | 40 | 99 | 10 | 224 | 3 | 358 |
| 33 | 103 | 34 | 99 | 3 | 239 | 5 | 355 |
| 34 | 47 | 13 | 47 | 6 | 113 | 0 | 192 |
| 34A | 45 | 23 | 66 | 5 | 139 | 2 | 217 |
| 35 | 68 | 20 | 98 | 9 | 195 | 0 | 347 |
| 36 | 61 | 17 | 145 | 3 | 226 | 0 | 321 |
| 37 | 101 | 24 | 124 | 6 | 255 | 0 | 370 |
| 38 | 62 | 11 | 106 | 3 | 182 | 1 | 275 |
| 39 | 65 | 15 | 99 | 4 | 183 | 0 | 285 |
| 40 | 67 | 33 | 117 | 3 | 220 | 0 | 357 |
| 41 | 67 | 17 | 74 | 10 | 168 | 0 | 267 |
| 42 | 58 | 26 | 124 | 1 | 209 | 0 | 339 |
| 43 | 65 | 34 | 96 | 1 | 196 | 1 | 279 |
| 44 | 66 | 37 | 104 | 4 | 211 | 4 | 328 |
| 45 | 7 | 4 | 18 | 0 | 29 | 0 | 50 |
| 46 | 38 | 18 | 117 | 2 | 175 | 2 | 235 |
| 47 | 51 | 22 | 114 | 3 | 190 | 1 | 303 |
| 48 | 56 | 25 | 97 | 3 | 181 | 0 | 316 |
| 49 | 37 | 26 | 108 | 3 | 174 | 0 | 257 |
| 50 | 44 | 21 | 109 | 4 | 178 | 2 | 277 |
| 51 | 62 | 17 | 125 | 3 | 207 | 1 | 336 |
| 52 | 61 | 27 | 147 | 2 | 237 | 0 | 360 |
| 53 | 61 | 25 | 132 | 4 | 222 | 0 | 334 |
| 54 | 70 | 14 | 106 | 4 | 194 | 0 | 311 |
| 55 | 71 | 40 | 136 | 5 | 252 | 0 | 381 |
| 56 | 74 | 28 | 133 | 6 | 241 | 0 | 361 |
| 57 | 51 | 19 | 111 | 6 | 187 | 0 | 320 |
| 58 | 55 | 28 | 114 | 3 | 200 | 0 | 297 |
| 59 | 56 | 21 | 135 | 5 | 217 | 0 | 297 |
| 60 | 49 | 17 | 153 | 1 | 220 | 1 | 320 |

| Voting Area (continued) | Pietro Calendino NDP | Tom Hetherington GP | Richard T. Lee LIB | Dale Ware BCM | Total Valid Votes | Rejected Ballots | No. of Registered Voters |
|-----------------------------|----------------------------|---------------------------|--------------------------|---------------------|-------------------------|---------------------|--------------------------------|
| 61 | 45 | 22 | 128 | 1 | 196 | 0 | 312 |
| 62 | 60 | 32 | 124 | 4 | 220 | 0 | 323 |
| 63 | 58 | 19 | 129 | 3 | 209 | 0 | 299 |
| 64 | 61 | 19 | 89 | 12 | 181 | 1 | 258 |
| 65 | 58 | 25 | 108 | 3 | 194 | 1 | 292 |
| 66 | 60 | 17 | 103 | 4 | 184 | 0 | 304 |
| 67 | 56 | 23 | 109 | 4 | 192 | 0 | 279 |
| 68 | 56 | 29 | 106 | 5 | 196 | 1 | 275 |
| 69 | 39 | 22 | 91 | 2 | 154 | 0 | 251 |
| 69A | 73 | 48 | 120 | 13 | 254 | 0 | 392 |
| 70 | 42 | 21 | 76 | 5 | 144 | 0 | 215 |
| 71 | 39 | 44 | 42 | 6 | 131 | 0 | 231 |
| 72 | 42 | 39 | 89 | 6 | 176 | 2 | 299 |
| 73 | 50 | 25 | 89 | 2 | 166 | 1 | 270 |
| 74 | 43 | 20 | 87 | 1 | 151 | 0 | 256 |
| 75 | 62 | 22 | 82 | 5 | 171 | 0 | 244 |
| 76 | 73 | 16 | 115 | 6 | 210 | 0 | 315 |
| 77 | 47 | 19 | 143 | 4 | 213 | 0 | 301 |
| 78 | 51 | 12 | 85 | 0 | 148 | 0 | 230 |
| 79 | 35 | 21 | 145 | 3 | 204 | 0 | 272 |
| 80 | 73 | 22 | 104 | 2 | 201 | 2 | 301 |
| 81 | 55 | 34 | 108 | 4 | 201 | 1 | 327 |
| 82 | 76 | 19 | 130 | 2 | 227 | 0 | 300 |
| 83 | 41 | 17 | 92 | 0 | 150 | 2 | 262 |
| 84 | 39 | 27 | 140 | 4 | 210 | 2 | 319 |
| 85 *1 | - | - | - | - | - | - | 5 |
| 86 | 54 | 22 | 79 | 4 | 159 | 1 | 307 |
| 87 | 28 | 24 | 28 | 1 | 81 | 1 | 93 |
| 88 | 57 | 18 | 104 | 3 | 182 | 1 | 312 |
| 88S *2 | 69 | 16 | 74 | 1 | 160 | 1 | 253 |
| 89 | 50 | 21 | 66 | 3 | 140 | 4 | 231 |
| 89S *2 | - | - | - | - | - | - | 14 |
| 90S *2 | - | - | - | - | - | - | 68 |
| 91S *3 | 31 | 4 | 36 | 0 | 71 | 0 | 117 |
| 92 | 24 | 6 | 47 | 1 | 78 | 0 | 150 |
| 93 | 59 | 41 | 115 | 6 | 221 | 3 | 347 |
| 94 | 17 | 15 | 62 | 2 | 96 | 0 | 164 |
| 95 *1 | 6 | 11 | 37 | 1 | 55 | 0 | 92 |
| 96 | 49 | 24 | 89 | 8 | 170 | 3 | 299 |
| 97 | 60 | 19 | 92 | 2 | 173 | 1 | 283 |
| 98 | 61 | 15 | 73 | 3 | 152 | 0 | 270 |
| 99S *3 | - | - | - | - | - | - | 60 |
| Sub Totals | 5,734 | 2,639 | 10,520 | 415 | 19,308 | 72 | 28,587 |
| S. 98 Mobiles | 9 | 6 | 19 | 5 | 39 | 2 | |
| S. 99 Absentee - in ED | 160 | 132 | 329 | 31 | 652 | 7 | |
| S. 100 Absentee - out of ED | 40 | 36 | 82 | 15 | 173 | 15 | |
| S. 101 Absentee - Advance | 10 | 2 | 21 | 0 | 33 | 1 | |
| S. 104 Voting in DEO office | 37 | 9 | 85 | 0 | 131 | 4 | |
| S. 106 Voting by mail | 2 | 0 | 6 | 0 | 8 | 1 | |
| Grand Totals | 5,992 | 2,824 | 11,062 | 466 | 20,344 | 102 | 28,587 |
| % of Valid Votes | 29.45% | 13.88% | 54.37% | 2.30% | | | |

(continued on next page)

Summary:

| | | | |
|---------------------------------|--------|--------|-------------------|
| Valid Votes - General & Advance | 19,308 | 94.91% | Total Valid Votes |
| S. 98 Mobiles | 39 | 0.19% | Total Valid Votes |
| S. 99 Absentee - in ED | 652 | 3.20% | Total Valid Votes |
| S. 100 Absentee - out of ED | 173 | 0.85% | Total Valid Votes |
| S. 101 Absentee - Advance | 33 | 0.16% | Total Valid Votes |
| S. 104 Voting in DEO office | 131 | 0.64% | Total Valid Votes |
| S. 106 Voting by mail | 8 | 0.05% | Total Valid Votes |

Total Valid Votes 20,344

| | | | |
|-----------------------------|--------|--------|-------------------|
| Rejected Ballots | 102 | 0.50% | Ballots Cast |
| Registered Voters Who Voted | 20,446 | 71.52% | Registered Voters |

Candidate Elected: Richard T. Lee (LIB)

*1 Voting Areas 85 and 95 combined
*3 Voting Areas 91S and 99S combined

*2 Voting Areas 88S, 89S and 90S combined

**Burnaby-Willingdon Electoral District
Voting Results**

Statement of Votes
Elections British Columbia

| | Joe Keithley GP | Dennis MacAuley COBC | Dave Myles NDP | John Nuraney LIB | Pamela Zak BCM | Total Valid Votes | Rejected Ballots | No. of Registered Voters |
|----------------------------------|--------------------------------|-------------------------------------|-------------------------------|---------------------------------|-------------------------------|----------------------------------|-----------------------------|---|
| Advance Voting | | | | | | | | |
| Bonsor Park Recreation | 161 | 13 | 229 | 685 | 13 | 1,101 | 5 | |
| General Voting | | | | | | | | |
| Voting Area | | | | | | | | |
| 1 | 15 | 4 | 45 | 83 | 1 | 148 | 1 | 306 |
| 2 | 32 | 2 | 47 | 127 | 3 | 211 | 0 | 326 |
| 3 | 15 | 2 | 23 | 108 | 1 | 149 | 2 | 236 |
| 4S *1 | - | - | - | - | - | - | - | 90 |
| 5 | 54 | 3 | 61 | 86 | 4 | 208 | 0 | 344 |
| 6 | 4 | 0 | 10 | 11 | 1 | 26 | 0 | 50 |
| 7 | 12 | 2 | 27 | 72 | 6 | 119 | 0 | 185 |
| 8 | 22 | 4 | 26 | 110 | 1 | 163 | 2 | 215 |
| 9 | 33 | 1 | 41 | 105 | 4 | 184 | 1 | 278 |
| 10 | 44 | 1 | 49 | 97 | 7 | 198 | 2 | 298 |
| 11S | 0 | 0 | 0 | 0 | 0 | 0 | 0 | 16 |
| 12 | 39 | 5 | 67 | 102 | 2 | 215 | 0 | 321 |
| 13S *1 | 9 | 9 | 65 | 73 | 3 | 159 | 6 | 112 |
| 14 | 33 | 3 | 72 | 112 | 8 | 228 | 2 | 333 |
| 15 | 18 | 3 | 54 | 101 | 5 | 181 | 2 | 286 |
| 16 | 34 | 3 | 68 | 103 | 6 | 214 | 2 | 302 |
| 17 | 28 | 1 | 34 | 94 | 0 | 157 | 5 | 236 |
| 18 | 20 | 0 | 38 | 48 | 1 | 107 | 1 | 158 |
| 19 | 45 | 1 | 80 | 111 | 4 | 241 | 0 | 339 |
| 20 | 31 | 3 | 41 | 76 | 1 | 152 | 0 | 219 |
| 21 | 38 | 2 | 49 | 151 | 3 | 243 | 0 | 313 |
| 22 | 26 | 2 | 55 | 134 | 2 | 219 | 0 | 322 |
| 23 | 15 | 0 | 16 | 70 | 3 | 104 | 0 | 150 |
| 24 | 29 | 0 | 49 | 110 | 4 | 192 | 1 | 289 |
| 25 | 34 | 4 | 42 | 121 | 1 | 202 | 2 | 272 |
| 26 | 34 | 3 | 41 | 120 | 3 | 201 | 1 | 310 |
| 27 | 25 | 2 | 66 | 126 | 3 | 222 | 4 | 339 |
| 28 | 29 | 0 | 61 | 109 | 9 | 208 | 3 | 292 |
| 29 | 22 | 0 | 47 | 106 | 3 | 178 | 3 | 276 |
| 30 | 18 | 4 | 58 | 100 | 3 | 183 | 2 | 271 |
| 31S | 1 | 1 | 17 | 15 | 0 | 34 | 0 | 73 |
| 32 | 36 | 2 | 47 | 116 | 8 | 209 | 1 | 378 |
| 33 | 45 | 3 | 60 | 128 | 10 | 246 | 0 | 376 |
| 34 | 19 | 2 | 48 | 94 | 5 | 168 | 0 | 281 |
| 35 | 17 | 6 | 46 | 106 | 2 | 177 | 0 | 293 |
| 36 | 31 | 0 | 34 | 139 | 3 | 207 | 2 | 301 |
| 37 | 8 | 0 | 10 | 100 | 0 | 118 | 0 | 165 |
| 38 | 0 | 0 | 0 | 0 | 0 | 0 | 0 | 0 |
| 39 | 25 | 1 | 47 | 90 | 2 | 165 | 1 | 273 |
| 40 | 23 | 3 | 38 | 87 | 0 | 151 | 2 | 261 |
| 41 | 53 | 0 | 57 | 192 | 7 | 309 | 0 | 430 |
| 42 | 31 | 3 | 30 | 60 | 2 | 126 | 2 | 230 |
| 43 | 14 | 0 | 23 | 47 | 2 | 86 | 0 | 215 |
| 44 | 27 | 2 | 52 | 101 | 3 | 185 | 1 | 267 |
| 45 | 25 | 3 | 36 | 103 | 4 | 171 | 2 | 266 |
| 46 | 32 | 6 | 60 | 94 | 2 | 194 | 0 | 304 |
| 47 | 23 | 1 | 27 | 57 | 4 | 112 | 0 | 217 |
| 48S | 6 | 2 | 15 | 19 | 0 | 42 | 1 | 61 |
| 49 | 19 | 3 | 32 | 58 | 2 | 114 | 5 | 193 |
| 50 | 12 | 0 | 15 | 52 | 3 | 82 | 0 | 127 |
| 51 | 18 | 4 | 46 | 83 | 1 | 152 | 2 | 228 |
| 52 | 15 | 1 | 29 | 136 | 2 | 183 | 2 | 272 |
| 53 | 15 | 4 | 36 | 67 | 4 | 126 | 0 | 206 |
| 54 | 9 | 1 | 31 | 98 | 2 | 141 | 1 | 245 |
| 55 | 27 | 0 | 21 | 64 | 1 | 113 | 1 | 212 |
| 56 | 15 | 1 | 41 | 132 | 4 | 193 | 1 | 355 |
| 57 | 10 | 1 | 23 | 50 | 1 | 85 | 1 | 152 |
| 58 | 23 | 1 | 26 | 41 | 2 | 93 | 0 | 212 |
| 59 | 23 | 3 | 17 | 79 | 1 | 123 | 5 | 282 |
| 60 | 18 | 1 | 44 | 88 | 5 | 156 | 1 | 249 |
| 61 | 36 | 2 | 76 | 124 | 6 | 244 | 3 | 396 |
| 62 | 28 | 2 | 43 | 121 | 1 | 195 | 1 | 316 |

| Voting Area (continued) | Joe Keithley GP | Dennis MacAuley COBC | Dave Myles NDP | John Nuraney LIB | Pamela Zak BCM | Total Valid Votes | Rejected Ballots | No. of Registered Voters |
|-----------------------------|--------------------|-------------------------|-------------------|---------------------|-------------------|----------------------|---------------------|--------------------------------|
| 63 | 19 | 4 | 44 | 91 | 0 | 158 | 0 | 265 |
| 64 | 11 | 2 | 25 | 96 | 0 | 134 | 1 | 224 |
| 65 | 18 | 1 | 31 | 97 | 2 | 149 | 0 | 254 |
| 66 | 16 | 4 | 34 | 70 | 0 | 124 | 0 | 194 |
| 67 | 16 | 2 | 14 | 33 | 3 | 68 | 0 | 151 |
| 68 | 24 | 3 | 31 | 74 | 1 | 133 | 0 | 240 |
| 69 | 28 | 0 | 32 | 55 | 3 | 118 | 0 | 217 |
| 70 | 16 | 0 | 39 | 53 | 2 | 110 | 0 | 211 |
| 71 | 25 | 1 | 29 | 104 | 8 | 167 | 1 | 274 |
| 72 | 30 | 4 | 21 | 45 | 3 | 103 | 0 | 212 |
| 73 | 19 | 2 | 34 | 60 | 4 | 119 | 1 | 235 |
| 74 | 18 | 0 | 24 | 94 | 2 | 138 | 2 | 277 |
| 75 | 33 | 1 | 72 | 82 | 4 | 192 | 2 | 292 |
| 76 | 21 | 1 | 41 | 97 | 2 | 162 | 0 | 260 |
| 77 | 33 | 1 | 42 | 119 | 2 | 197 | 5 | 305 |
| 78 | 30 | 6 | 50 | 84 | 1 | 171 | 2 | 264 |
| 79 | 31 | 2 | 17 | 53 | 4 | 107 | 0 | 239 |
| 80 | 23 | 1 | 47 | 71 | 1 | 143 | 1 | 245 |
| 81 | 9 | 3 | 28 | 28 | 4 | 72 | 1 | 206 |
| 82 | 26 | 2 | 28 | 39 | 4 | 99 | 3 | 241 |
| 83 | 19 | 1 | 39 | 64 | 3 | 126 | 0 | 248 |
| 84 | 11 | 1 | 27 | 53 | 4 | 96 | 0 | 149 |
| 85 | 14 | 1 | 15 | 28 | 1 | 59 | 0 | 137 |
| 86 | 38 | 3 | 46 | 46 | 4 | 137 | 4 | 254 |
| 87 | 24 | 2 | 31 | 66 | 3 | 126 | 2 | 237 |
| 88 | 27 | 2 | 42 | 128 | 8 | 207 | 1 | 333 |
| 89 | 22 | 1 | 42 | 83 | 3 | 151 | 2 | 263 |
| 90 | 20 | 0 | 41 | 31 | 1 | 93 | 0 | 200 |
| 91 | 44 | 4 | 59 | 154 | 5 | 266 | 0 | 367 |
| 92 | 40 | 2 | 35 | 86 | 3 | 166 | 1 | 275 |
| 93S | 5 | 5 | 20 | 21 | 0 | 51 | 2 | 130 |
| 94S | 1 | 1 | 11 | 20 | 0 | 33 | 0 | 82 |
| 95 | 19 | 3 | 69 | 120 | 7 | 218 | 1 | 341 |
| 96 | 34 | 3 | 45 | 91 | 4 | 177 | 0 | 215 |
| 97 | 28 | 2 | 54 | 128 | 3 | 215 | 0 | 335 |
| 98 | 32 | 3 | 36 | 139 | 3 | 213 | 0 | 322 |
| 99 | 36 | 1 | 50 | 130 | 2 | 219 | 2 | 332 |
| 100 | 32 | 2 | 54 | 100 | 3 | 191 | 4 | 287 |
| 101 | 10 | 2 | 27 | 48 | 2 | 89 | 1 | 145 |
| 102 | 29 | 3 | 39 | 128 | 11 | 210 | 3 | 321 |
| 103 | 31 | 6 | 65 | 121 | 8 | 231 | 0 | 349 |
| 104 | 62 | 2 | 57 | 133 | 6 | 260 | 0 | 339 |
| 105 | 40 | 0 | 68 | 92 | 4 | 204 | 4 | 273 |
| 106 | 29 | 4 | 37 | 107 | 2 | 179 | 0 | 276 |
| Sub Totals | 2,696 | 230 | 4,380 | 9,754 | 334 | 17,394 | 128 | 26,336 |
| S. 98 Mobiles | 8 | 0 | 9 | 20 | 1 | 38 | 3 | |
| S. 99 Absentee - in ED | 127 | 7 | 132 | 264 | 17 | 547 | 6 | |
| S. 100 Absentee - out of ED | 28 | 1 | 35 | 55 | 7 | 126 | 13 | |
| S. 101 Absentee - Advance | 4 | 0 | 16 | 17 | 0 | 37 | 0 | |
| S. 104 Voting in DEO office | 13 | 2 | 31 | 81 | 2 | 129 | 5 | |
| S. 106 Voting by mail | 3 | 0 | 5 | 16 | 1 | 25 | 3 | |
| Grand Totals | 2,879 | 240 | 4,608 | 10,207 | 362 | 18,296 | 158 | 26,336 |
| % of Valid Votes | 15.74% | 1.30% | 25.19% | 55.79% | 1.98% | | | |

(continued on next page)

Summary:

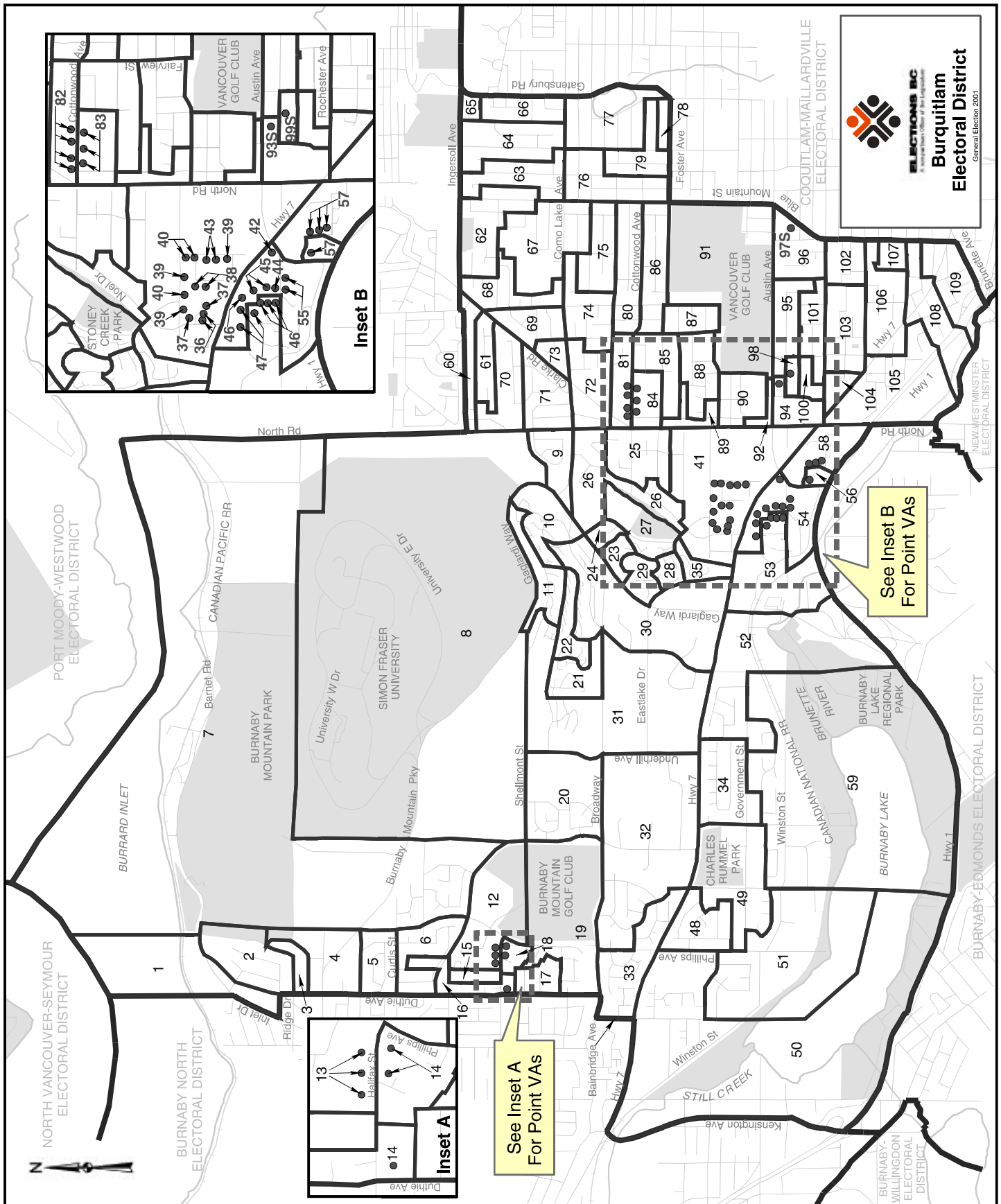
| | | | |
|---------------------------------|--------|--------|-------------------|
| Valid Votes - General & Advance | 17,394 | 95.07% | Total Valid Votes |
| S. 98 Mobiles | 38 | 0.21% | Total Valid Votes |
| S. 99 Absentee - in ED | 547 | 2.98% | Total Valid Votes |
| S. 100 Absentee - out of ED | 126 | 0.69% | Total Valid Votes |
| S. 101 Absentee - Advance | 37 | 0.20% | Total Valid Votes |
| S. 104 Voting in DEO office | 129 | 0.71% | Total Valid Votes |
| S. 106 Voting by mail | 25 | 0.14% | Total Valid Votes |

Total Valid Votes 18,296

| | | | |
|-----------------------------|--------|--------|-------------------|
| Rejected Ballots | 158 | 0.86% | Ballots Cast |
| Registered Voters Who Voted | 18,454 | 70.07% | Registered Voters |

Candidate Elected: John Nuraney (LIB)

*1 Voting Areas 4S and 13S combined



ELECTIONS BC
A Division of the Government of British Columbia

Burquitlam Electoral District
General Election 2001

See Inset A
For Point VAs

See Inset B
For Point VAs

Burquitlam Electoral District
Voting Results

Statement of Votes
Elections British Columbia

| | Harry Bloy LIB | Peter Grin BCM | Bart Healey NDP | Stephen J. Mancinelli GP | Greg Watrich UPBC | Total Valid Votes | Rejected Ballots | No. of Registered Voters |
|------------------------|-------------------------------|-------------------------------|--------------------------------|---|----------------------------------|----------------------------------|-----------------------------|---|
| Advance Voting | | | | | | | | |
| Burnaby | 465 | 8 | 138 | 77 | 22 | 710 | 2 | |
| Coquitlam | 365 | 9 | 114 | 51 | 33 | 572 | 0 | |
| General Voting | | | | | | | | |
| Voting Area | | | | | | | | |
| 1 Burnaby | 27 | 2 | 19 | 8 | 1 | 57 | 0 | 92 |
| 2 Burnaby | 127 | 3 | 28 | 23 | 3 | 184 | 4 | 294 |
| 3 Burnaby | 51 | 2 | 11 | 7 | 3 | 74 | 0 | 114 |
| 4 Burnaby | 46 | 0 | 18 | 5 | 1 | 70 | 0 | 121 |
| 5 Burnaby | 123 | 5 | 32 | 16 | 4 | 180 | 0 | 281 |
| 6 Burnaby | 135 | 4 | 46 | 20 | 3 | 208 | 1 | 349 |
| 7 Burnaby | 169 | 2 | 28 | 11 | 11 | 221 | 0 | 374 |
| 8 Burnaby | 20 | 3 | 37 | 36 | 1 | 97 | 1 | 220 |
| 9 Coquitlam | 71 | 1 | 16 | 11 | 8 | 107 | 0 | 160 |
| 10 Burnaby | 118 | 3 | 55 | 30 | 6 | 212 | 0 | 352 |
| 11 Burnaby | 111 | 5 | 74 | 32 | 1 | 223 | 0 | 298 |
| 12 Burnaby | 62 | 4 | 43 | 25 | 5 | 139 | 1 | 300 |
| 13 Burnaby | 84 | 3 | 31 | 24 | 2 | 144 | 0 | 280 |
| 14 Burnaby | 46 | 2 | 15 | 19 | 3 | 85 | 0 | 199 |
| 15 Burnaby | 84 | 1 | 30 | 22 | 2 | 139 | 0 | 216 |
| 16 Burnaby | 96 | 0 | 38 | 16 | 2 | 152 | 1 | 274 |
| 17 Burnaby | 98 | 1 | 46 | 33 | 5 | 183 | 0 | 270 |
| 18 Burnaby | 76 | 3 | 58 | 27 | 5 | 169 | 3 | 283 |
| 19 Burnaby | 100 | 0 | 39 | 21 | 4 | 164 | 0 | 241 |
| 20 Burnaby | 148 | 2 | 24 | 15 | 3 | 192 | 0 | 296 |
| 21 Burnaby | 83 | 8 | 120 | 31 | 3 | 245 | 1 | 346 |
| 22 Burnaby | 89 | 5 | 80 | 40 | 6 | 220 | 0 | 315 |
| 23 Burnaby | 55 | 9 | 38 | 26 | 8 | 136 | 1 | 215 |
| 24 Burnaby | 54 | 6 | 27 | 23 | 6 | 116 | 0 | 170 |
| 25 Burnaby | 125 | 7 | 51 | 35 | 4 | 222 | 0 | 299 |
| 26 Burnaby | 141 | 1 | 50 | 31 | 10 | 233 | 2 | 370 |
| 27 Burnaby | 52 | 4 | 42 | 21 | 2 | 121 | 1 | 181 |
| 28 Burnaby | 89 | 4 | 61 | 38 | 2 | 194 | 1 | 295 |
| 29 Burnaby | 118 | 5 | 57 | 28 | 5 | 213 | 0 | 307 |
| 30 Burnaby | 75 | 8 | 49 | 45 | 9 | 186 | 2 | 312 |
| 31 Burnaby | 93 | 8 | 65 | 42 | 12 | 220 | 0 | 314 |
| 32 Burnaby | 174 | 30 | 18 | 3 | 2 | 227 | 0 | 341 |
| 33 Burnaby | 181 | 2 | 31 | 16 | 12 | 242 | 0 | 357 |
| 34 Burnaby | 186 | 5 | 46 | 16 | 6 | 259 | 1 | 356 |
| 35 Burnaby | 93 | 8 | 55 | 37 | 5 | 198 | 1 | 268 |
| 36 Burnaby | 99 | 5 | 53 | 28 | 4 | 189 | 1 | 312 |
| 37 Burnaby | 97 | 7 | 41 | 26 | 3 | 174 | 3 | 273 |
| 38 Burnaby | 89 | 5 | 40 | 25 | 8 | 167 | 1 | 258 |
| 39 Burnaby | 83 | 8 | 36 | 42 | 2 | 171 | 2 | 290 |
| 40 Burnaby | 119 | 2 | 45 | 29 | 12 | 207 | 1 | 325 |
| 41 Burnaby | 113 | 12 | 49 | 28 | 8 | 210 | 0 | 360 |
| 42 Burnaby | 44 | 4 | 26 | 8 | 3 | 85 | 0 | 206 |
| 43 Burnaby | 117 | 3 | 50 | 33 | 8 | 211 | 1 | 293 |
| 44 Burnaby | 60 | 1 | 15 | 20 | 8 | 104 | 0 | 253 |
| 45 Burnaby | 70 | 4 | 24 | 22 | 4 | 124 | 3 | 283 |
| 46 Burnaby | 59 | 3 | 54 | 21 | 9 | 146 | 2 | 278 |
| 47 Burnaby | 133 | 20 | 53 | 33 | 9 | 248 | 2 | 353 |
| 48 Burnaby | 123 | 9 | 42 | 22 | 3 | 199 | 1 | 269 |
| 49 Burnaby | 142 | 2 | 40 | 26 | 8 | 218 | 3 | 305 |
| 50 Burnaby | 129 | 4 | 40 | 25 | 7 | 205 | 3 | 304 |
| 51 Burnaby | 121 | 4 | 36 | 14 | 4 | 179 | 1 | 270 |
| 52 Burnaby | 173 | 5 | 28 | 26 | 3 | 235 | 0 | 321 |
| 53 Burnaby | 74 | 8 | 68 | 26 | 6 | 182 | 1 | 282 |
| 54 Burnaby | 42 | 7 | 36 | 23 | 1 | 109 | 0 | 278 |
| 55 Burnaby | 84 | 1 | 75 | 25 | 8 | 193 | 1 | 283 |
| 56 Burnaby | 35 | 3 | 20 | 11 | 4 | 73 | 2 | 161 |
| 57 Burnaby | 83 | 1 | 49 | 40 | 10 | 183 | 0 | 331 |
| 58 Burnaby | 111 | 4 | 47 | 21 | 7 | 190 | 1 | 334 |
| 59 Burnaby | 171 | 6 | 39 | 21 | 10 | 247 | 0 | 331 |
| 60 Coquitlam | 50 | 4 | 18 | 18 | 3 | 93 | 0 | 144 |
| 61 Coquitlam | 95 | 4 | 46 | 18 | 7 | 170 | 0 | 257 |

| Voting Area (continued) | | Harry Bloy LIB | Peter Grin BCM | Bart Healey NDP | Stephen J. Mancinelli GP | Greg Watrich UPBC | Total Valid Votes | Rejected Ballots | No. of Registered Voters |
|---------------------------------------|------------------------|-------------------|-------------------|--------------------|-----------------------------|----------------------|----------------------|---------------------|--------------------------------|
| 62 | Coquitlam | 110 | 3 | 48 | 22 | 11 | 194 | 3 | 289 |
| 63 | Coquitlam | 135 | 2 | 48 | 24 | 7 | 216 | 0 | 299 |
| 64 | Coquitlam | 162 | 4 | 56 | 23 | 4 | 249 | 0 | 333 |
| 65 | Coquitlam | 17 | 0 | 9 | 4 | 1 | 31 | 0 | 36 |
| 66 | Coquitlam | 107 | 4 | 43 | 14 | 3 | 171 | 1 | 227 |
| 67 | Coquitlam | 128 | 4 | 39 | 25 | 24 | 220 | 0 | 318 |
| 68 | Coquitlam | 119 | 11 | 60 | 35 | 1 | 226 | 0 | 354 |
| 69 | Coquitlam | 84 | 2 | 53 | 33 | 12 | 184 | 0 | 302 |
| 70 | Coquitlam | 97 | 2 | 54 | 25 | 9 | 187 | 1 | 276 |
| 71 | Coquitlam | 111 | 12 | 61 | 42 | 7 | 233 | 1 | 327 |
| 72 | Coquitlam | 110 | 8 | 45 | 18 | 13 | 194 | 1 | 379 |
| 73 | Coquitlam | 56 | 4 | 30 | 24 | 3 | 117 | 0 | 273 |
| 74 | Coquitlam | 88 | 2 | 53 | 21 | 6 | 170 | 0 | 301 |
| 75 | Coquitlam | 92 | 8 | 34 | 17 | 19 | 170 | 0 | 251 |
| 76 | Coquitlam | 108 | 1 | 45 | 25 | 9 | 188 | 2 | 297 |
| 77 | Coquitlam | 118 | 1 | 40 | 23 | 3 | 185 | 1 | 286 |
| 78 | Coquitlam | 37 | 1 | 9 | 6 | 2 | 55 | 0 | 79 |
| 79 | Coquitlam | 98 | 3 | 40 | 30 | 2 | 173 | 0 | 263 |
| 80 | Coquitlam | 120 | 7 | 48 | 27 | 8 | 210 | 1 | 294 |
| 81 | Coquitlam | 68 | 5 | 44 | 24 | 25 | 166 | 0 | 324 |
| 82 | Coquitlam | 35 | 7 | 20 | 14 | 6 | 82 | 0 | 181 |
| 83 | Coquitlam | 37 | 5 | 20 | 11 | 2 | 75 | 0 | 191 |
| 84 | Coquitlam | 25 | 3 | 33 | 16 | 5 | 82 | 1 | 235 |
| 85 | Coquitlam | 106 | 3 | 33 | 16 | 12 | 170 | 0 | 248 |
| 86 | Coquitlam | 160 | 5 | 35 | 30 | 3 | 233 | 1 | 313 |
| 87 | Coquitlam | 61 | 1 | 34 | 22 | 4 | 122 | 0 | 170 |
| 88 | Coquitlam | 138 | 4 | 13 | 12 | 8 | 175 | 0 | 209 |
| 89 | Coquitlam | 55 | 4 | 31 | 21 | 13 | 124 | 1 | 255 |
| 90 | Coquitlam | 72 | 5 | 30 | 24 | 5 | 136 | 1 | 240 |
| 91 | Coquitlam | 74 | 1 | 25 | 8 | 10 | 118 | 0 | 207 |
| 92 | Coquitlam | 111 | 3 | 34 | 18 | 7 | 173 | 1 | 315 |
| 93S | Coquitlam | 68 | 2 | 30 | 14 | 5 | 119 | 4 | 170 |
| 94 | Coquitlam | 69 | 3 | 69 | 23 | 4 | 168 | 2 | 295 |
| 95 | Coquitlam | 91 | 2 | 32 | 11 | 6 | 142 | 2 | 220 |
| 96 | Coquitlam | 77 | 3 | 13 | 13 | 1 | 107 | 0 | 161 |
| 97S | Coquitlam *1 | 29 | 0 | 20 | 4 | 3 | 56 | 1 | 62 |
| 98 | Coquitlam | 24 | 3 | 12 | 6 | 4 | 49 | 2 | 131 |
| 99S | Coquitlam *1 | - | - | - | - | - | - | - | 39 |
| 100 | Coquitlam | 31 | 1 | 21 | 21 | 4 | 78 | 0 | 194 |
| 101 | Coquitlam | 104 | 4 | 27 | 16 | 2 | 153 | 0 | 212 |
| 102 | Coquitlam | 66 | 9 | 39 | 11 | 10 | 135 | 1 | 182 |
| 103 | Coquitlam | 105 | 4 | 36 | 32 | 10 | 187 | 0 | 283 |
| 104 | Coquitlam | 58 | 5 | 32 | 28 | 7 | 130 | 0 | 260 |
| 105 | Coquitlam | 65 | 7 | 64 | 17 | 14 | 167 | 1 | 298 |
| 106 | Coquitlam | 73 | 13 | 43 | 25 | 7 | 161 | 0 | 246 |
| 107 | Coquitlam | 38 | 0 | 31 | 10 | 6 | 85 | 2 | 109 |
| 108 | Coquitlam | 49 | 2 | 26 | 16 | 6 | 99 | 0 | 168 |
| 109 | Coquitlam | 60 | 4 | 24 | 15 | 9 | 112 | 1 | 196 |
| Sub Totals | | 10,592 | 496 | 4,486 | 2,508 | 721 | 18,803 | 84 | 28,112 |
| S. 98 Mobiles | | 0 | 0 | 0 | 0 | 0 | 0 | 0 | |
| S. 99 Absentee - in ED | | 271 | 23 | 108 | 105 | 9 | 516 | 41 | |
| S. 100 Absentee - out of ED | | 114 | 9 | 34 | 33 | 10 | 200 | 53 | |
| S. 101 Absentee - Advance | | 36 | 2 | 18 | 11 | 3 | 70 | 8 | |
| S. 104 Voting in DEO office | | 93 | 0 | 24 | 10 | 5 | 132 | 1 | |
| S. 106 Voting by mail | | 25 | 0 | 8 | 1 | 1 | 35 | 3 | |
| Grand Totals | | 11,131 | 530 | 4,678 | 2,668 | 749 | 19,756 | 190 | 28,112 |
| % of Valid Votes | | 56.34% | 2.69% | 23.68% | 13.50% | 3.79% | | | |

(continued on next page)

Summary:

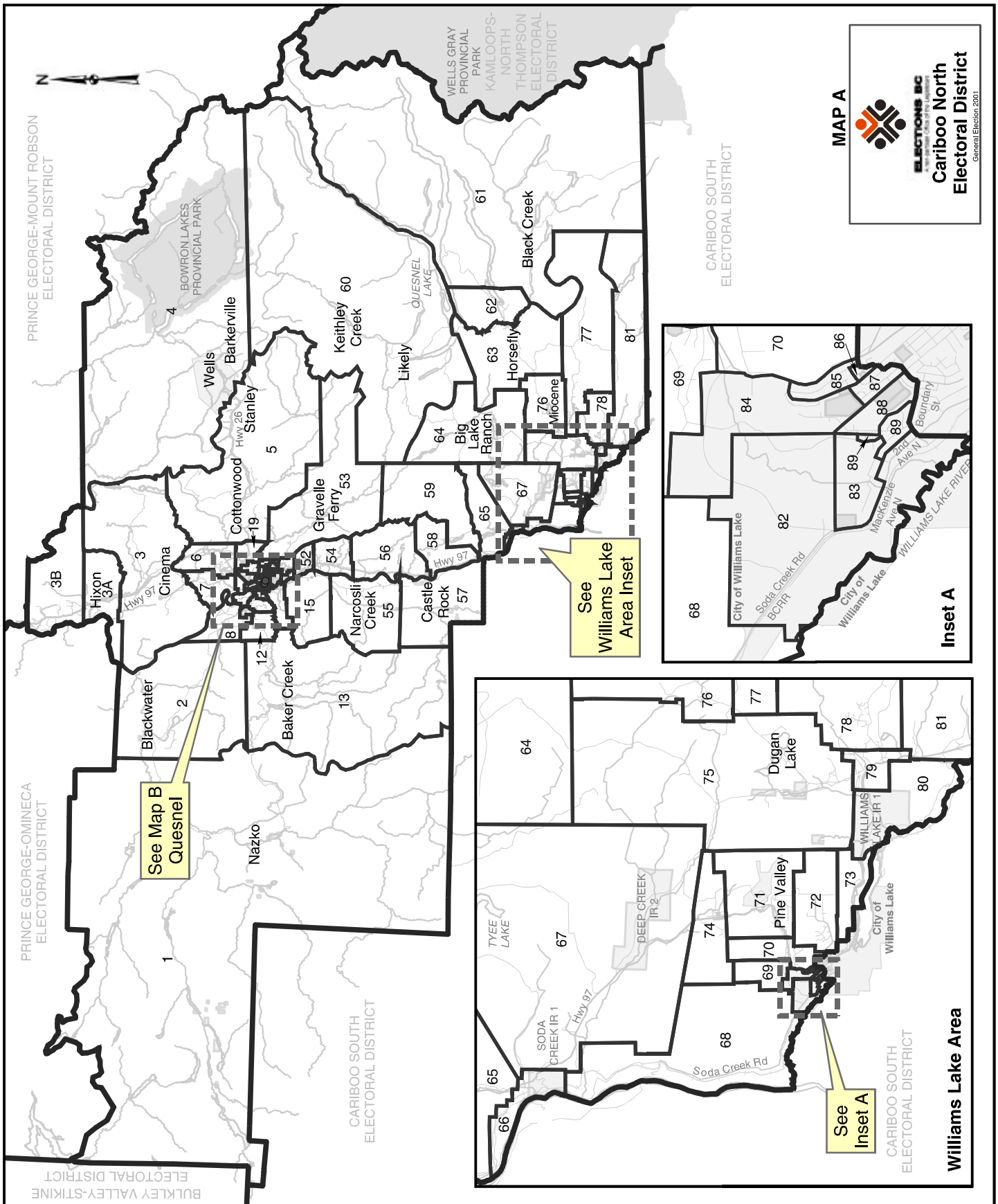
| | | | |
|---------------------------------|--------|--------|-------------------|
| Valid Votes - General & Advance | 18,803 | 95.18% | Total Valid Votes |
| S. 98 Mobiles | 0 | 0.00% | Total Valid Votes |
| S. 99 Absentee - in ED | 516 | 2.61% | Total Valid Votes |
| S. 100 Absentee - out of ED | 200 | 1.01% | Total Valid Votes |
| S. 101 Absentee - Advance | 70 | 0.35% | Total Valid Votes |
| S. 104 Voting in DEO office | 132 | 0.67% | Total Valid Votes |
| S. 106 Voting by mail | 35 | 0.18% | Total Valid Votes |

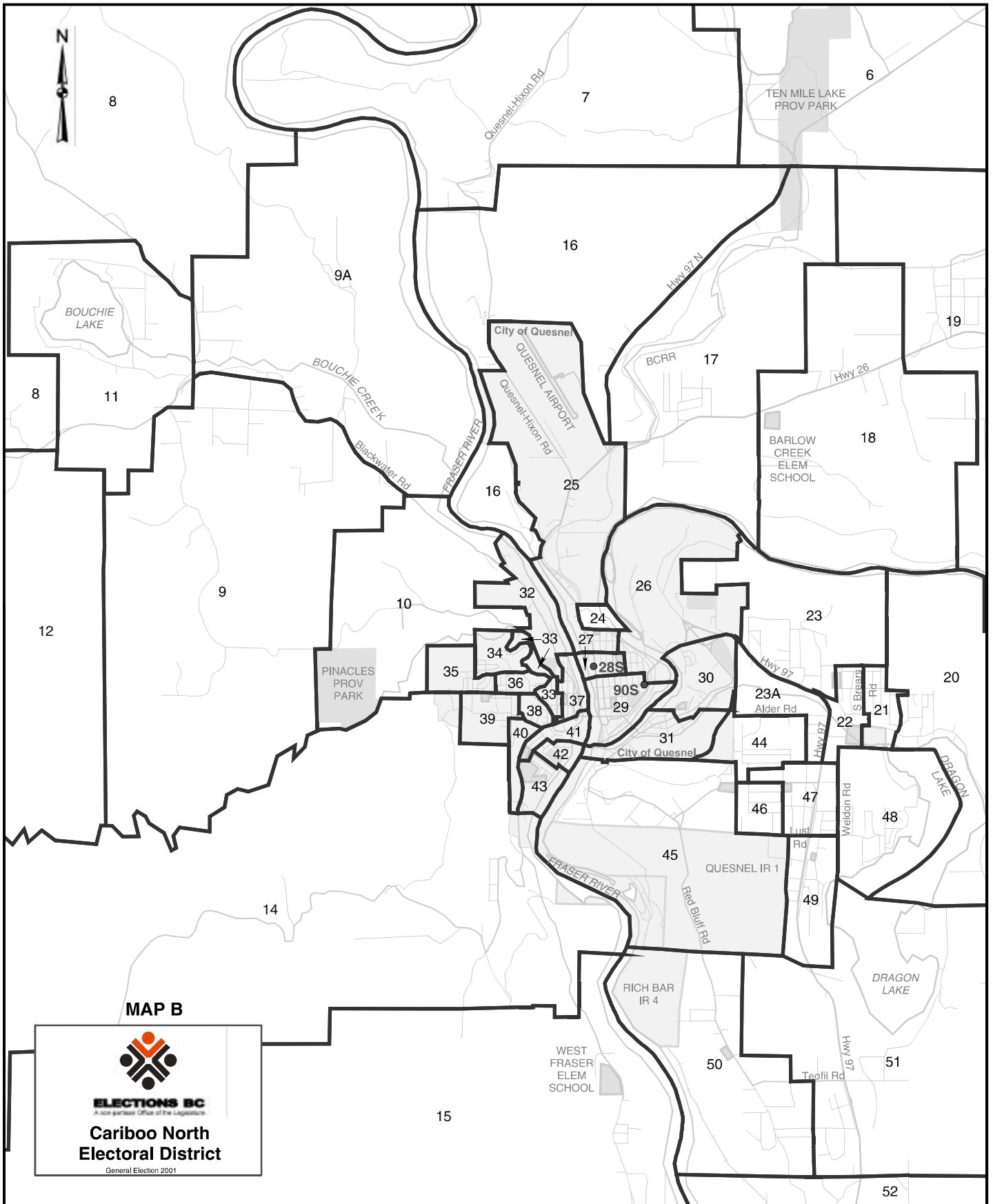
Total Valid Votes 19,756

| | | | |
|-----------------------------|--------|--------|-------------------|
| Rejected Ballots | 190 | 0.96% | Ballots Cast |
| Registered Voters Who Voted | 19,946 | 70.95% | Registered Voters |

Candidate Elected: Harry Bloy (LIB)

*1 Voting Areas 97S and 99S combined





| | Al "Ace" Charlebois PF | Frank Garden NDP | Douglas Norman Gook GP | Tony Goulet ANP | Steven A. McBeth UPBC | Kim McIvor IND | Stephen Payne BCM | John David Wilson LIB | Total Valid Votes | Rejected Ballots | No. of Registered Voters |
|-----------------------------|------------------------------|------------------------|------------------------------|-----------------------|-----------------------------|----------------------|-------------------------|-----------------------------|-------------------------|---------------------|--------------------------------|
| Advance Voting | | | | | | | | | | | |
| Quesnel | 0 | 74 | 23 | 10 | 14 | 37 | 10 | 436 | 604 | 1 | |
| Williams Lake | 0 | 85 | 22 | 2 | 13 | 15 | 15 | 209 | 361 | 1 | |
| General Voting | | | | | | | | | | | |
| Voting Area | | | | | | | | | | | |
| 1 Nazko | 0 | 18 | 3 | 13 | 5 | 6 | 5 | 23 | 73 | 0 | 118 |
| 2 Bouchie Lake *1 | - | - | - | - | - | - | - | - | - | - | 30 |
| 3 Cinema | 0 | 13 | 5 | 0 | 3 | 4 | 3 | 59 | 87 | 1 | 139 |
| 3A Hixon | 0 | 17 | 11 | 0 | 22 | 6 | 12 | 114 | 182 | 1 | 235 |
| 3B Woodpecker | 0 | 7 | 6 | 0 | 4 | 9 | 8 | 46 | 80 | 0 | 107 |
| 4 Wells | 1 | 40 | 16 | 2 | 0 | 2 | 6 | 65 | 132 | 0 | 193 |
| 5 Cottonwood | 0 | 7 | 6 | 1 | 0 | 0 | 1 | 32 | 47 | 0 | 69 |
| 6 10 Mile | 0 | 35 | 10 | 1 | 11 | 13 | 7 | 145 | 222 | 0 | 345 |
| 7 Moose Heights | 0 | 25 | 3 | 4 | 3 | 5 | 3 | 107 | 150 | 2 | 242 |
| 8 Bouchie Lake *1 | 0 | 19 | 7 | 1 | 9 | 11 | 2 | 137 | 186 | 0 | 269 |
| 9 Bouchie Lake | 1 | 23 | 6 | 5 | 3 | 4 | 1 | 86 | 129 | 0 | 170 |
| 9A Bouchie Lake | 0 | 25 | 2 | 5 | 8 | 11 | 4 | 113 | 168 | 1 | 249 |
| 10 Quesnel W | 0 | 8 | 2 | 1 | 0 | 1 | 5 | 30 | 47 | 0 | 76 |
| 11 Bouchie Lake | 0 | 37 | 11 | 3 | 2 | 11 | 9 | 161 | 234 | 2 | 335 |
| 12 Bouchie Lake | 0 | 18 | 8 | 0 | 3 | 5 | 2 | 127 | 163 | 0 | 258 |
| 13 Baker Creek | 0 | 7 | 2 | 0 | 5 | 5 | 1 | 49 | 69 | 0 | 161 |
| 14 Fraser W | 0 | 45 | 8 | 7 | 9 | 17 | 14 | 112 | 212 | 0 | 325 |
| 15 Fraser W | 0 | 33 | 11 | 7 | 4 | 18 | 1 | 173 | 247 | 0 | 345 |
| 16 Quesnel N | 0 | 26 | 4 | 3 | 7 | 13 | 4 | 96 | 153 | 0 | 282 |
| 17 Barlow Creek | 0 | 24 | 3 | 7 | 4 | 6 | 6 | 93 | 143 | 0 | 228 |
| 18 Barlow Creek | 0 | 19 | 11 | 2 | 2 | 4 | 8 | 83 | 129 | 0 | 195 |
| 19 Barlow Creek | 0 | 27 | 18 | 5 | 4 | 7 | 14 | 116 | 191 | 2 | 276 |
| 20 Quesnel S | 0 | 42 | 10 | 2 | 2 | 17 | 6 | 177 | 256 | 1 | 362 |
| 21 Quesnel S | 0 | 37 | 4 | 2 | 3 | 14 | 4 | 160 | 224 | 0 | 320 |
| 22 Quesnel S | 0 | 48 | 3 | 3 | 4 | 7 | 4 | 124 | 193 | 0 | 291 |
| 23 Quesnel S | 0 | 36 | 8 | 6 | 4 | 10 | 2 | 224 | 290 | 2 | 427 |
| 23A Quesnel S | 0 | 29 | 4 | 2 | 5 | 3 | 2 | 68 | 113 | 0 | 181 |
| 24 Quesnel N | 0 | 10 | 0 | 1 | 3 | 0 | 0 | 25 | 39 | 0 | 55 |
| 25 Quesnel N | 0 | 34 | 3 | 6 | 2 | 9 | 7 | 75 | 136 | 1 | 197 |
| 26 Quesnel | 0 | 35 | 4 | 1 | 1 | 9 | 1 | 89 | 140 | 0 | 216 |
| 27 Quesnel N | 0 | 28 | 6 | 0 | 2 | 4 | 7 | 82 | 129 | 0 | 220 |
| 28S Quesnel *2 | - | - | - | - | - | - | - | - | - | - | 18 |
| 29 Quesnel *2 | 0 | 34 | 5 | 4 | 0 | 14 | 5 | 113 | 175 | 2 | 296 |
| 30 Quesnel | 2 | 35 | 5 | 6 | 7 | 4 | 5 | 189 | 253 | 1 | 369 |
| 31 Quesnel | 0 | 40 | 5 | 1 | 5 | 13 | 1 | 135 | 200 | 0 | 290 |
| 32 Quesnel W | 0 | 15 | 1 | 4 | 3 | 6 | 3 | 88 | 120 | 0 | 199 |
| 33 Quesnel W | 1 | 17 | 15 | 5 | 7 | 4 | 3 | 84 | 136 | 2 | 240 |
| 34 Quesnel W | 1 | 28 | 4 | 1 | 4 | 6 | 0 | 96 | 140 | 0 | 202 |
| 35 Quesnel W | 0 | 26 | 1 | 3 | 1 | 7 | 4 | 121 | 163 | 0 | 238 |
| 36 Quesnel W | 0 | 26 | 2 | 6 | 3 | 2 | 9 | 107 | 155 | 0 | 240 |
| 37 Quesnel W | 0 | 29 | 8 | 2 | 2 | 11 | 1 | 52 | 105 | 0 | 209 |
| 38 Quesnel W | 0 | 24 | 6 | 1 | 0 | 2 | 6 | 53 | 92 | 1 | 178 |
| 39 Quesnel W | 1 | 35 | 3 | 3 | 3 | 8 | 0 | 76 | 129 | 0 | 259 |
| 40 Quesnel W | 1 | 46 | 2 | 7 | 3 | 4 | 3 | 73 | 139 | 0 | 247 |
| 41 Quesnel W | 1 | 37 | 8 | 4 | 4 | 5 | 4 | 47 | 110 | 1 | 193 |
| 42 Quesnel W | 1 | 49 | 5 | 1 | 0 | 6 | 7 | 101 | 170 | 2 | 271 |
| 43 Quesnel W | 0 | 68 | 1 | 8 | 3 | 10 | 3 | 104 | 197 | 1 | 301 |
| 44 Quesnel S | 1 | 28 | 6 | 3 | 4 | 10 | 8 | 147 | 207 | 0 | 306 |
| 45 Red Bluff | 0 | 43 | 9 | 9 | 1 | 8 | 14 | 118 | 202 | 1 | 295 |
| 46 Red Bluff | 0 | 43 | 0 | 2 | 3 | 10 | 3 | 145 | 206 | 0 | 316 |
| 47 Red Bluff | 1 | 45 | 6 | 2 | 3 | 9 | 4 | 164 | 234 | 0 | 348 |
| 48 Lakeview | 0 | 28 | 8 | 6 | 8 | 7 | 1 | 193 | 251 | 1 | 372 |
| 49 Red Bluff | 0 | 30 | 6 | 3 | 6 | 13 | 1 | 118 | 177 | 0 | 300 |
| 50 Rich Bar | 0 | 37 | 3 | 12 | 12 | 9 | 9 | 146 | 228 | 2 | 333 |
| 51 Dragon Lake | 0 | 26 | 5 | 4 | 5 | 11 | 5 | 127 | 183 | 1 | 317 |
| 52 Kersley | 0 | 42 | 8 | 3 | 2 | 11 | 4 | 154 | 224 | 3 | 335 |
| 53 Hydraulic | 0 | 14 | 6 | 4 | 1 | 10 | 4 | 68 | 107 | 1 | 146 |
| 54 Kersley | 0 | 44 | 8 | 4 | 7 | 14 | 8 | 171 | 256 | 1 | 361 |
| 55 Narcosli Creek | 0 | 6 | 0 | 0 | 1 | 6 | 0 | 44 | 57 | 0 | 83 |
| 56 Alexandria | 1 | 12 | 10 | 0 | 1 | 5 | 2 | 49 | 80 | 1 | 136 |
| 57 Castle Rock | 1 | 10 | 0 | 2 | 3 | 15 | 2 | 14 | 47 | 0 | 79 |

**Cariboo North Electoral District
Voting Results**

Statement of Votes
Elections British Columbia

| Voting Area (continued) | | Al "Ace" Charlebois PF | Frank Garden NDP | Douglas Norman Gook GP | Tony Goulet ANP | Steven A. McBeth UPBC | Kim McIvor IND | Stephen Payne BCM | John David Wilson LIB | Total Valid Votes | Rejected Ballots | No. of Registered Voters |
|-------------------------|----------------------|------------------------------|------------------------|------------------------------|-----------------------|-----------------------------|----------------------|-------------------------|-----------------------------|-------------------------|---------------------|--------------------------------|
| 58 | Macalister *3 | - | - | - | - | - | - | - | - | - | - | 49 |
| 59 | McLeese Lake *3 | 0 | 4 | 10 | 0 | 4 | 6 | 6 | 58 | 88 | 0 | 105 |
| 60 | Likely | 0 | 23 | 14 | 2 | 11 | 8 | 9 | 149 | 216 | 4 | 313 |
| 61 | Black Creek | 0 | 1 | 7 | 0 | 0 | 1 | 0 | 18 | 27 | 0 | 44 |
| 62 | Horsefly | 0 | 8 | 17 | 1 | 4 | 7 | 3 | 79 | 119 | 0 | 157 |
| 63 | Horsefly | 0 | 27 | 20 | 0 | 6 | 10 | 8 | 137 | 208 | 1 | 320 |
| 64 | Big Lake | 0 | 39 | 20 | 4 | 11 | 3 | 12 | 128 | 217 | 0 | 291 |
| 65 | McLeese Lake | 1 | 21 | 5 | 1 | 3 | 6 | 5 | 69 | 111 | 0 | 179 |
| 66 | Soda Creek | 0 | 56 | 1 | 7 | 1 | 6 | 3 | 11 | 85 | 0 | 85 |
| 67 | North Gables *4 | 1 | 15 | 6 | 0 | 3 | 3 | 3 | 42 | 73 | 1 | 190 |
| 68 | Comer Hill *4 | - | - | - | - | - | - | - | - | - | - | 132 |
| 69 | Commodore Heights | 0 | 16 | 14 | 0 | 2 | 8 | 4 | 82 | 126 | 0 | 218 |
| 70 | Commodore Heights | 0 | 14 | 12 | 0 | 0 | 4 | 1 | 61 | 92 | 2 | 180 |
| 71 | Pine Valley | 0 | 18 | 8 | 7 | 10 | 14 | 9 | 93 | 159 | 0 | 242 |
| 72 | Fox Mountain | 0 | 32 | 8 | 1 | 6 | 6 | 3 | 126 | 182 | 0 | 275 |
| 73 | North Lakeside | 0 | 16 | 3 | 1 | 7 | 2 | 3 | 93 | 125 | 1 | 205 |
| 74 | Wildwood | 1 | 18 | 14 | 1 | 8 | 12 | 23 | 126 | 203 | 1 | 310 |
| 75 | Dugan Lake | 0 | 20 | 12 | 0 | 10 | 6 | 8 | 153 | 209 | 0 | 332 |
| 76 | Miocene | 0 | 38 | 12 | 3 | 4 | 7 | 3 | 130 | 197 | 1 | 271 |
| 77 | Spokin Lake | 0 | 35 | 9 | 2 | 2 | 4 | 5 | 93 | 150 | 0 | 245 |
| 78 | Borland Valley | 0 | 32 | 16 | 2 | 4 | 7 | 6 | 210 | 277 | 0 | 386 |
| 79 | 150 Mile House | 0 | 31 | 10 | 0 | 4 | 5 | 9 | 163 | 222 | 0 | 325 |
| 80 | Sugarcane | 1 | 18 | 3 | 11 | 0 | 1 | 6 | 8 | 48 | 0 | 101 |
| 81 | 141 Mile House | 0 | 3 | 2 | 0 | 0 | 1 | 3 | 59 | 68 | 0 | 115 |
| 82 | Glendale | 1 | 27 | 7 | 1 | 2 | 5 | 4 | 54 | 101 | 0 | 230 |
| 83 | Glendale | 0 | 25 | 7 | 4 | 8 | 4 | 13 | 83 | 144 | 1 | 267 |
| 84 | Williams Lake | 0 | 31 | 6 | 1 | 1 | 6 | 4 | 91 | 140 | 0 | 243 |
| 85 | Williams Lake | 0 | 39 | 2 | 3 | 9 | 9 | 4 | 122 | 188 | 2 | 288 |
| 86 | Williams Lake *5 | 0 | 12 | 5 | 0 | 1 | 3 | 1 | 23 | 45 | 0 | 55 |
| 87 | Williams Lake | 2 | 34 | 7 | 0 | 8 | 5 | 9 | 109 | 174 | 1 | 289 |
| 88 | Williams Lake | 0 | 42 | 5 | 3 | 4 | 6 | 6 | 96 | 162 | 0 | 269 |
| 89 | Williams Lake | 0 | 45 | 10 | 3 | 4 | 7 | 5 | 101 | 175 | 0 | 299 |
| 90S | Quesnel *5 | - | - | - | - | - | - | - | - | - | - | 37 |
| Sub Totals | | 21 | 2,588 | 658 | 270 | 400 | 695 | 471 | 9,500 | 14,603 | 51 | 21,440 |
| S. 98 | Mobiles | 0 | 3 | 7 | 0 | 0 | 1 | 0 | 18 | 29 | 1 | |
| S. 99 | Absentee - in ED | 2 | 81 | 27 | 11 | 13 | 24 | 24 | 237 | 419 | 5 | |
| S. 100 | Absentee - out of ED | 0 | 15 | 5 | 4 | 5 | 1 | 8 | 56 | 94 | 8 | |
| S. 101 | Absentee - Advance | 0 | 5 | 0 | 0 | 0 | 0 | 1 | 19 | 25 | 2 | |
| S. 104 | Voting in DEO office | 1 | 34 | 15 | 7 | 2 | 5 | 5 | 202 | 271 | 9 | |
| S. 106 | Voting by mail | 0 | 6 | 0 | 0 | 0 | 1 | 0 | 12 | 19 | 0 | |
| Grand Totals | | 24 | 2,732 | 712 | 292 | 420 | 727 | 509 | 10,044 | 15,460 | 76 | 21,440 |
| % of Valid Votes | | 0.15% | 17.67% | 4.61% | 1.89% | 2.72% | 4.70% | 3.29% | 64.97% | | | |

(continued on next page)

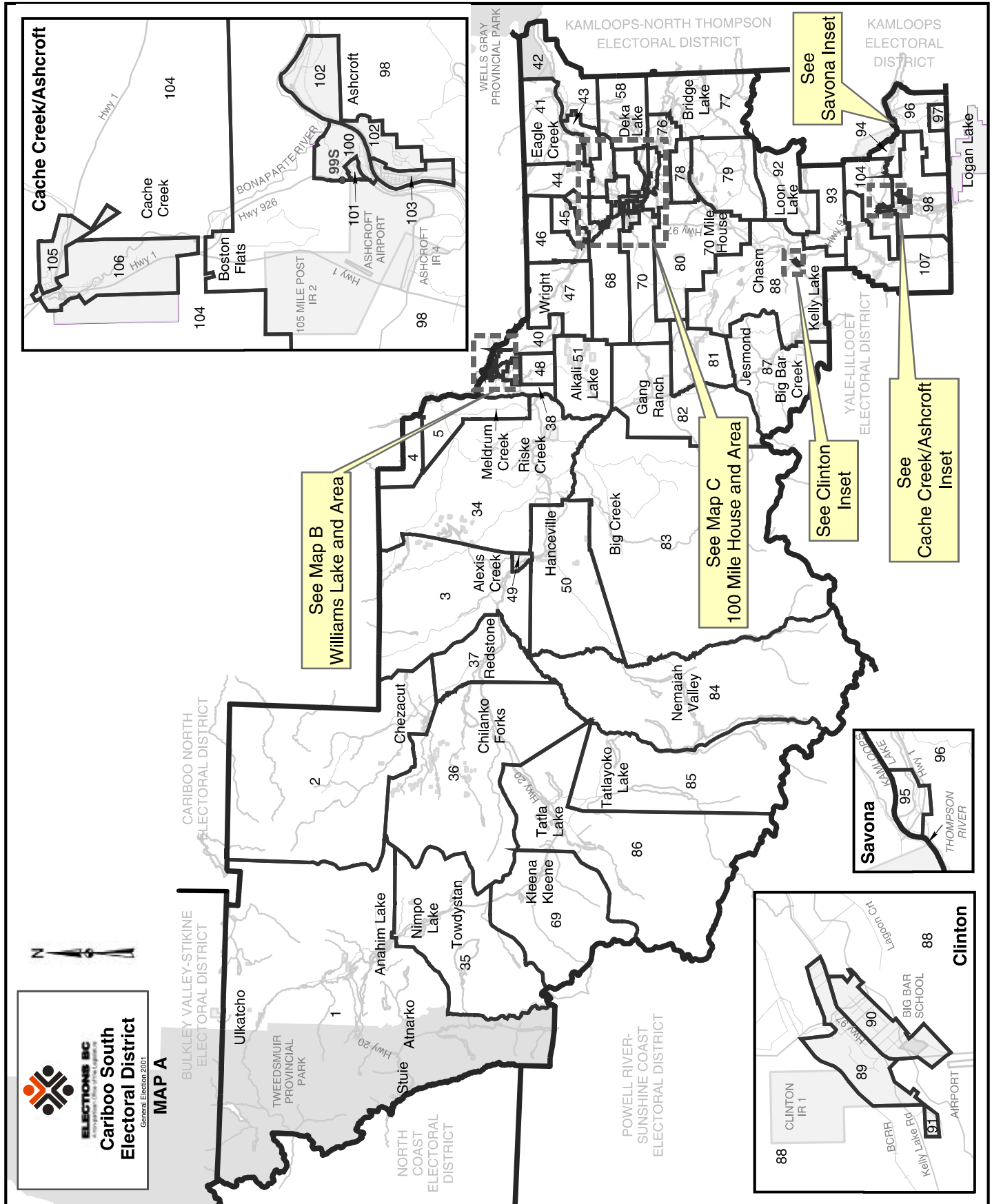
Summary:

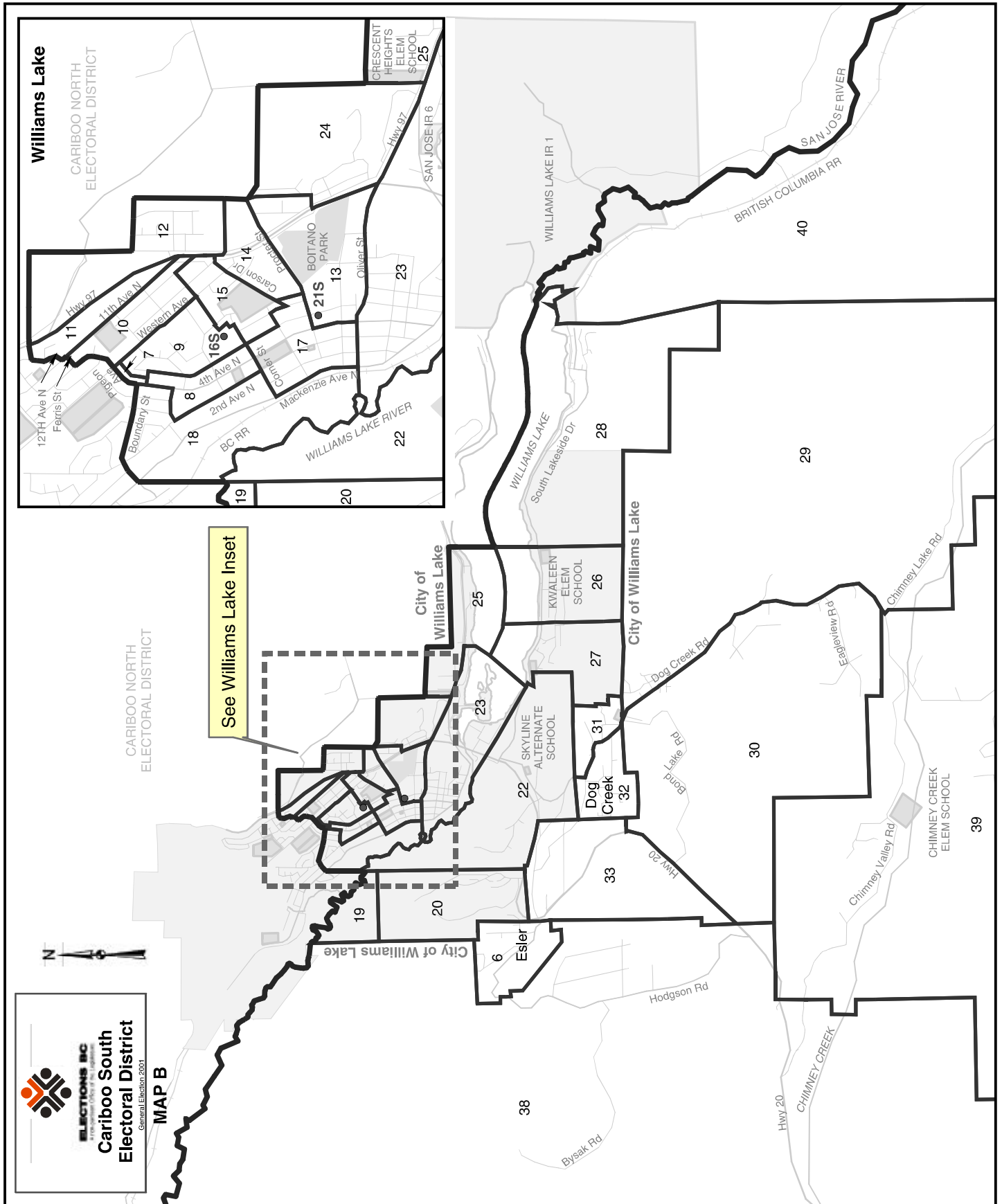
| | | | |
|---------------------------------|---------------|--------|-------------------|
| Valid Votes - General & Advance | 14,603 | 94.46% | Total Valid Votes |
| S. 98 Mobiles | 29 | 0.19% | Total Valid Votes |
| S. 99 Absentee - in ED | 419 | 2.71% | Total Valid Votes |
| S. 100 Absentee - out of ED | 94 | 0.61% | Total Valid Votes |
| S. 101 Absentee - Advance | 25 | 0.16% | Total Valid Votes |
| S. 104 Voting in DEO office | 271 | 1.75% | Total Valid Votes |
| S. 106 Voting by mail | 19 | 0.12% | Total Valid Votes |
| Total Valid Votes | 15,460 | | |
| Rejected Ballots | 76 | 0.49% | Ballots Cast |
| Registered Voters Who Voted | 15,536 | 72.46% | Registered Voters |

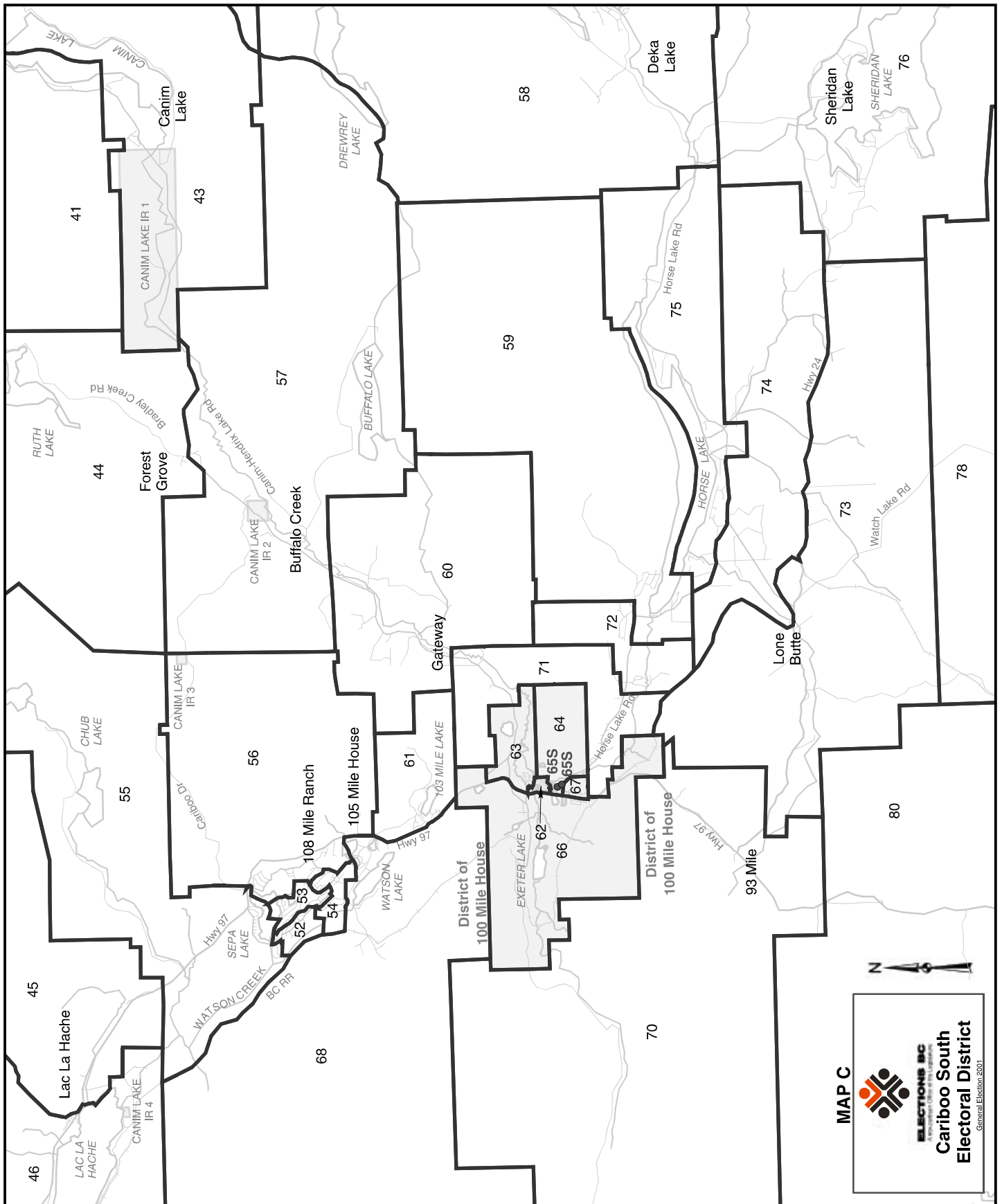
Candidate Elected: John David Wilson (LIB)

*1 Voting Areas 2 and 8 combined
*3 Voting Areas 58 and 59 combined
*5 Voting Areas 86 and 90S combined

*2 Voting Areas 28S and 29 combined
*4 Voting Areas 67 and 68 combined







MAP C



ELECTIONS BC
 Elections British Columbia

**Cariboo South
 Electoral District**

General Election 2001

| | Bruce Broomfield PF | Dan Case ANP | Walt Cobb LIB | Christopher Matte UPBC | Mike Orr BCM | David Zirnhelt NDP | Total Valid Votes | Rejected Ballots | No. of Registered Voters |
|--------------------------------|---------------------------|--------------------|---------------------|------------------------------|--------------------|--------------------------|-------------------------|---------------------|--------------------------------|
| Advance Voting | | | | | | | | | |
| Cache Creek | 0 | 3 | 69 | 4 | 6 | 30 | 112 | 0 | |
| Clinton | 1 | 0 | 23 | 1 | 3 | 9 | 37 | 1 | |
| 100 Mile House | 0 | 5 | 246 | 21 | 16 | 140 | 428 | 1 | |
| Savona | 0 | 1 | 39 | 6 | 2 | 10 | 58 | 0 | |
| Williams Lake | 5 | 11 | 467 | 16 | 21 | 137 | 657 | 1 | |
| General Voting | | | | | | | | | |
| Voting Area | | | | | | | | | |
| 1 Anahim Lake | 1 | 14 | 93 | 7 | 10 | 137 | 262 | 2 | 360 |
| 2 Chezacut *1 | - | - | - | - | - | - | - | - | 10 |
| 3 Alexis Creek | 0 | 6 | 77 | 1 | 2 | 14 | 100 | 0 | 141 |
| 4 Castle Rock S *1 | - | - | - | - | - | - | - | - | 11 |
| 5 Meldrum Creek *1 | 0 | 2 | 25 | 1 | 0 | 5 | 33 | 0 | 41 |
| 6 Esler | 1 | 4 | 84 | 5 | 1 | 25 | 120 | 0 | 200 |
| 7 Williams Lake *2. | - | - | - | - | - | - | - | - | 25 |
| 8 Williams Lake *2. | 0 | 5 | 82 | 5 | 5 | 46 | 143 | 0 | 258 |
| 9 Williams Lake | 0 | 1 | 134 | 3 | 6 | 39 | 183 | 0 | 283 |
| 10 Williams Lake | 0 | 3 | 102 | 1 | 8 | 59 | 173 | 0 | 298 |
| 11 Esler | 0 | 0 | 61 | 6 | 5 | 30 | 102 | 0 | 175 |
| 12 Williams Lake | 0 | 5 | 137 | 6 | 7 | 50 | 205 | 0 | 324 |
| 13 Williams Lake | 1 | 1 | 63 | 2 | 3 | 28 | 98 | 0 | 196 |
| 14 Williams Lake | 1 | 5 | 46 | 2 | 6 | 33 | 93 | 0 | 243 |
| 15 Williams Lake | 0 | 0 | 86 | 3 | 2 | 31 | 122 | 0 | 229 |
| 16S Williams Lake *3. | - | - | - | - | - | - | - | - | 26 |
| 17 Williams Lake | 0 | 2 | 83 | 3 | 5 | 37 | 130 | 0 | 222 |
| 18 Williams Lake | 0 | 0 | 91 | 0 | 6 | 52 | 149 | 0 | 252 |
| 19 Williams Lake | 0 | 0 | 0 | 0 | 0 | 0 | 0 | 0 | 0 |
| 20 Williams Lake | 0 | 1 | 158 | 2 | 3 | 53 | 217 | 0 | 334 |
| 21S Williams Lake *3. | 0 | 6 | 31 | 2 | 1 | 17 | 57 | 1 | 73 |
| 22 Williams Lake | 2 | 2 | 134 | 5 | 1 | 55 | 199 | 0 | 319 |
| 23 Williams Lake | 0 | 12 | 93 | 7 | 10 | 38 | 160 | 0 | 296 |
| 24 Williams Lake | 3 | 5 | 99 | 2 | 7 | 51 | 167 | 0 | 245 |
| 25 Williams Lake | 0 | 2 | 144 | 6 | 12 | 43 | 207 | 0 | 341 |
| 26 Williams Lake | 2 | 4 | 101 | 3 | 9 | 35 | 154 | 0 | 232 |
| 27 Williams Lake | 2 | 5 | 81 | 7 | 7 | 25 | 127 | 0 | 195 |
| 28 Williams Lake | 0 | 2 | 115 | 8 | 16 | 37 | 178 | 0 | 238 |
| 29 Dog Creek | 1 | 3 | 142 | 4 | 9 | 46 | 205 | 1 | 295 |
| 30 Dog Creek | 2 | 5 | 156 | 3 | 9 | 33 | 208 | 0 | 286 |
| 31 Williams Lake | 0 | 3 | 54 | 1 | 5 | 15 | 78 | 0 | 139 |
| 32 Williams Lake | 0 | 2 | 130 | 3 | 6 | 43 | 184 | 0 | 284 |
| 33 Williams Lake | 0 | 6 | 109 | 2 | 7 | 32 | 156 | 0 | 256 |
| 34 Riske Creek | 0 | 20 | 47 | 2 | 12 | 15 | 96 | 1 | 140 |
| 35 Nimpo Lake | 0 | 0 | 37 | 1 | 3 | 25 | 66 | 0 | 113 |
| 36 Chilanko Forks *4 | 0 | 18 | 29 | 3 | 4 | 62 | 116 | 0 | 160 |
| 37 Redstone *4 | - | - | - | - | - | - | - | - | 12 |
| 38 Esler | 1 | 4 | 91 | 2 | 3 | 21 | 122 | 0 | 243 |
| 39 Chimney Lake | 1 | 1 | 205 | 6 | 8 | 72 | 293 | 1 | 446 |
| 40 Chimney Lake | 0 | 0 | 116 | 6 | 7 | 26 | 155 | 0 | 199 |
| 41 Eagle Creek | 0 | 5 | 39 | 9 | 4 | 20 | 77 | 2 | 139 |
| 42 Mahood Falls | 0 | 1 | 16 | 3 | 4 | 11 | 35 | 0 | 56 |
| 43 Canim Lake | 1 | 15 | 55 | 3 | 10 | 86 | 170 | 0 | 272 |
| 44 Forest Grove | 1 | 12 | 89 | 9 | 15 | 46 | 172 | 0 | 222 |
| 45 Lac La Hache | 1 | 1 | 113 | 4 | 4 | 31 | 154 | 2 | 227 |
| 46 Lac La Hache | 0 | 5 | 138 | 10 | 10 | 57 | 220 | 2 | 298 |
| 47 Lac La Hache | 1 | 3 | 145 | 22 | 7 | 36 | 214 | 0 | 350 |
| 48 Springhouse | 2 | 0 | 81 | 4 | 4 | 8 | 99 | 0 | 152 |
| 49 Alexis Creek | 0 | 26 | 7 | 1 | 10 | 91 | 135 | 0 | 223 |
| 50 Hanceville | 0 | 20 | 29 | 1 | 1 | 45 | 96 | 0 | 154 |
| 51 Mahood Falls | 0 | 23 | 22 | 0 | 11 | 105 | 161 | 0 | 222 |
| 52 108 Mile House | 3 | 6 | 100 | 7 | 0 | 27 | 143 | 1 | 199 |
| 53 108 Mile House | 1 | 3 | 125 | 11 | 7 | 51 | 198 | 0 | 293 |
| 54 108 Mile House | 0 | 7 | 163 | 7 | 11 | 55 | 243 | 0 | 353 |
| 55 108 Mile House | 0 | 4 | 127 | 4 | 7 | 52 | 194 | 0 | 289 |
| 56 108 Mile House | 1 | 4 | 185 | 8 | 4 | 63 | 265 | 1 | 367 |
| 57 Forest Grove | 3 | 4 | 97 | 14 | 10 | 39 | 167 | 0 | 254 |
| 58 Deka Lake | 3 | 1 | 94 | 5 | 9 | 61 | 173 | 0 | 297 |

**Cariboo South Electoral District
Voting Results**

Statement of Votes
Elections British Columbia

| Voting Area (continued) | Bruce Broomfield PF | Dan Case ANP | Walt Cobb LIB | Christopher Matte UPBC | Mike Orr BCM | David Zirnhelt NDP | Total Valid Votes | Rejected Ballots | No. of Registered Voters |
|---------------------------------------|---------------------------|--------------------|---------------------|------------------------------|--------------------|--------------------------|-------------------------|---------------------|--------------------------------|
| 59 100 Mile House | 1 | 1 | 160 | 10 | 6 | 56 | 234 | 0 | 336 |
| 60 100 Mile House | 1 | 7 | 140 | 10 | 13 | 66 | 237 | 1 | 363 |
| 61 103 Mile House | 1 | 4 | 151 | 9 | 7 | 49 | 221 | 0 | 308 |
| 62 100 Mile House | 2 | 4 | 85 | 7 | 6 | 38 | 142 | 0 | 205 |
| 63 100 Mile House | 0 | 1 | 97 | 6 | 6 | 45 | 155 | 0 | 230 |
| 64 100 Mile House | 0 | 3 | 49 | 2 | 6 | 32 | 92 | 0 | 147 |
| 65S 100 Mile House | 3 | 1 | 23 | 0 | 0 | 13 | 40 | 0 | 40 |
| 66 100 Mile House | 0 | 0 | 62 | 2 | 6 | 46 | 116 | 0 | 198 |
| 67 100 Mile House | 1 | 4 | 127 | 6 | 6 | 51 | 195 | 0 | 268 |
| 68 100 Mile House | 0 | 3 | 74 | 9 | 3 | 25 | 114 | 0 | 210 |
| 69 Kleena Kleene *5 | - | - | - | - | - | - | - | - | 30 |
| 70 100 Mile House | 0 | 3 | 64 | 2 | 6 | 39 | 114 | 1 | 214 |
| 71 100 Mile House | 0 | 3 | 75 | 9 | 3 | 24 | 114 | 0 | 187 |
| 72 100 Mile House | 1 | 3 | 140 | 13 | 14 | 43 | 214 | 1 | 310 |
| 73 Lone Butte | 1 | 3 | 175 | 18 | 18 | 49 | 264 | 1 | 303 |
| 74 Lone Butte | 1 | 5 | 131 | 13 | 10 | 39 | 199 | 1 | 329 |
| 75 Lone Butte | 0 | 1 | 127 | 5 | 7 | 66 | 206 | 0 | 355 |
| 76 Roe Lake | 0 | 2 | 131 | 11 | 10 | 59 | 213 | 4 | 305 |
| 77 Bridge Lake | 1 | 4 | 131 | 13 | 7 | 41 | 197 | 1 | 322 |
| 78 Watch Lake | 3 | 3 | 99 | 3 | 5 | 22 | 135 | 1 | 203 |
| 79 70 Mile House | 1 | 2 | 111 | 2 | 6 | 24 | 146 | 0 | 203 |
| 80 70 Mile House | 4 | 3 | 125 | 10 | 12 | 42 | 196 | 2 | 283 |
| 81 Canoe Creek | 0 | 5 | 10 | 0 | 0 | 11 | 26 | 0 | 51 |
| 82 Dog Creek | 0 | 12 | 13 | 1 | 3 | 43 | 72 | 0 | 106 |
| 83 Big Creek | 0 | 0 | 30 | 1 | 1 | 1 | 33 | 0 | 55 |
| 84 Nemaiah Valley | 0 | 6 | 3 | 0 | 1 | 72 | 82 | 0 | 120 |
| 85 Tatlayoko Lake | 1 | 0 | 17 | 1 | 1 | 11 | 31 | 0 | 53 |
| 86 Tatla Lake *5 | 0 | 0 | 61 | 4 | 1 | 19 | 85 | 0 | 100 |
| 87 Big Bar | 0 | 0 | 20 | 5 | 2 | 8 | 35 | 0 | 45 |
| 88 Clinton | 1 | 14 | 150 | 7 | 5 | 38 | 215 | 2 | 319 |
| 89 Clinton | 2 | 4 | 96 | 6 | 11 | 22 | 141 | 0 | 221 |
| 90 Clinton | 1 | 9 | 95 | 4 | 7 | 36 | 152 | 0 | 203 |
| 91 Clinton | 0 | 0 | 0 | 0 | 0 | 0 | 0 | 0 | 0 |
| 92 Loon Lake | 0 | 0 | 77 | 0 | 1 | 19 | 97 | 0 | 124 |
| 93 Maiden Creek | 1 | 0 | 36 | 1 | 2 | 5 | 45 | 0 | 64 |
| 94 Walhachin | 0 | 3 | 58 | 1 | 6 | 16 | 84 | 0 | 146 |
| 95 Savona | 2 | 1 | 58 | 8 | 8 | 13 | 90 | 1 | 160 |
| 96 Savona | 1 | 1 | 126 | 10 | 14 | 39 | 191 | 0 | 262 |
| 97 Logan Lake | 0 | 0 | 0 | 0 | 0 | 0 | 0 | 0 | 2 |
| 98 Ashcroft | 1 | 18 | 71 | 6 | 9 | 16 | 121 | 1 | 201 |
| 99S Ashcroft *6 | - | - | - | - | - | - | - | - | 4 |
| 100 Ashcroft *6 | 4 | 6 | 139 | 6 | 11 | 51 | 217 | 0 | 328 |
| 101 Ashcroft | 1 | 7 | 105 | 11 | 9 | 36 | 169 | 2 | 239 |
| 102 Ashcroft | 0 | 8 | 130 | 5 | 10 | 63 | 216 | 3 | 318 |
| 103 Ashcroft | 2 | 6 | 125 | 11 | 7 | 51 | 202 | 0 | 296 |
| 104 Cache Creek | 0 | 10 | 25 | 2 | 1 | 7 | 45 | 0 | 93 |
| 105 Cache Creek | 1 | 8 | 154 | 13 | 12 | 26 | 214 | 3 | 320 |
| 106 Cache Creek | 2 | 12 | 144 | 12 | 17 | 43 | 230 | 3 | 356 |
| 107 Pavilion | 0 | 14 | 39 | 5 | 3 | 13 | 74 | 0 | 120 |
| Sub Totals | 82 | 513 | 9,764 | 570 | 680 | 4,068 | 15,677 | 45 | 22,162 |
| S. 98 Mobiles | 0 | 0 | 21 | 1 | 1 | 11 | 34 | 2 | |
| S. 99 Absentee - in ED | 0 | 29 | 231 | 16 | 36 | 81 | 393 | 2 | |
| S. 100 Absentee - out of ED | 0 | 5 | 71 | 5 | 12 | 33 | 126 | 8 | |
| S. 101 Absentee - Advance | 0 | 0 | 29 | 0 | 2 | 6 | 37 | 3 | |
| S. 104 Voting in DEO office | 1 | 5 | 130 | 6 | 7 | 54 | 203 | 6 | |
| S. 106 Voting by mail | 0 | 0 | 13 | 0 | 1 | 6 | 20 | 0 | |
| Grand Totals | 83 | 552 | 10,259 | 598 | 739 | 4,259 | 16,490 | 66 | 22,162 |
| % of Valid Votes | 0.50% | 3.35% | 62.21% | 3.63% | 4.48% | 25.83% | | | |

(continued on next page)

Summary:

| | | | |
|---------------------------------|--------|--------|-------------------|
| Valid Votes - General & Advance | 15,677 | 95.07% | Total Valid Votes |
| S. 98 Mobiles | 34 | 0.21% | Total Valid Votes |
| S. 99 Absentee - in ED | 393 | 2.38% | Total Valid Votes |
| S. 100 Absentee - out of ED | 126 | 0.76% | Total Valid Votes |
| S. 101 Absentee - Advance | 37 | 0.22% | Total Valid Votes |
| S. 104 Voting in DEO office | 203 | 1.23% | Total Valid Votes |
| S. 106 Voting by mail | 20 | 0.13% | Total Valid Votes |

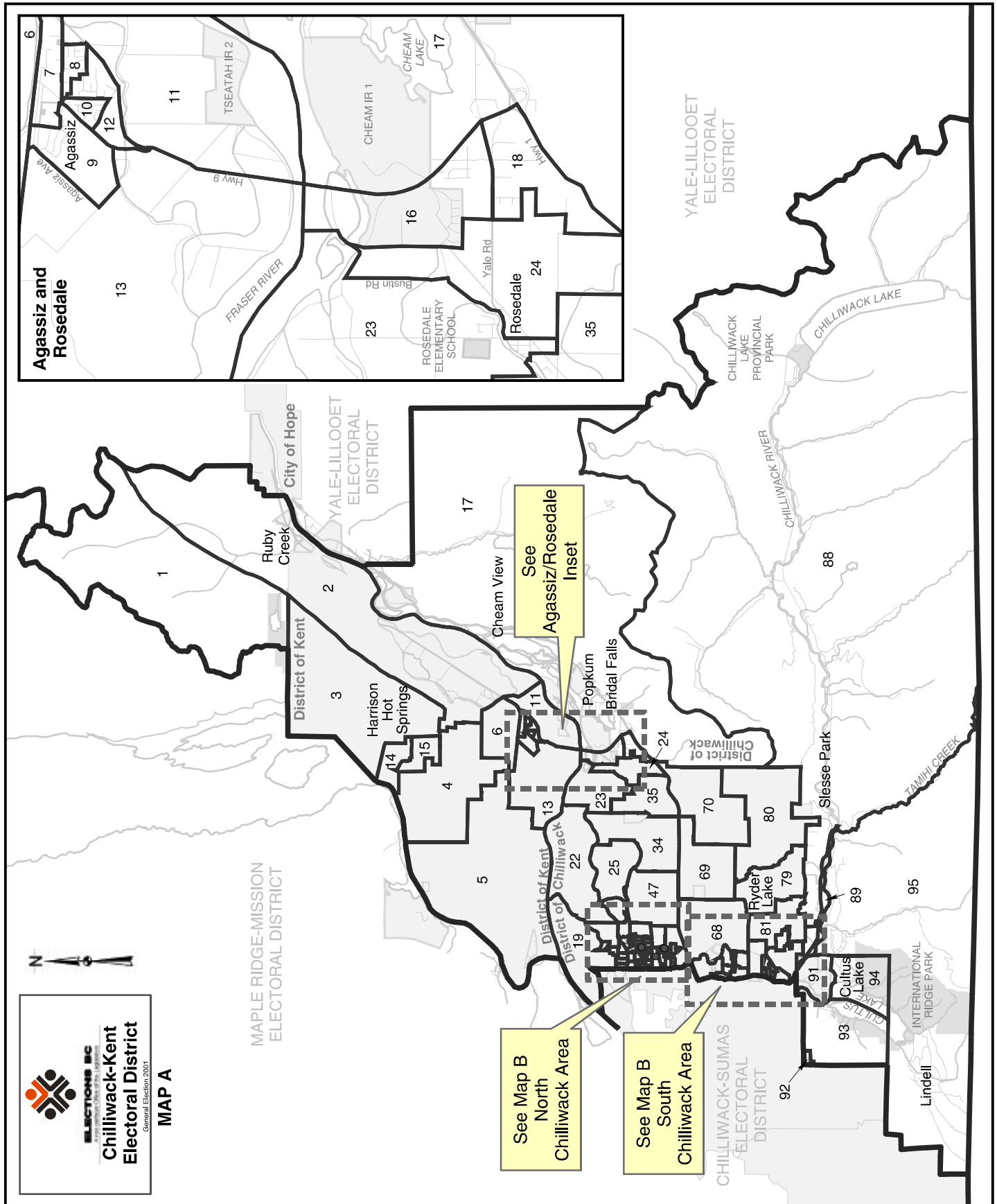
Total Valid Votes 16,490

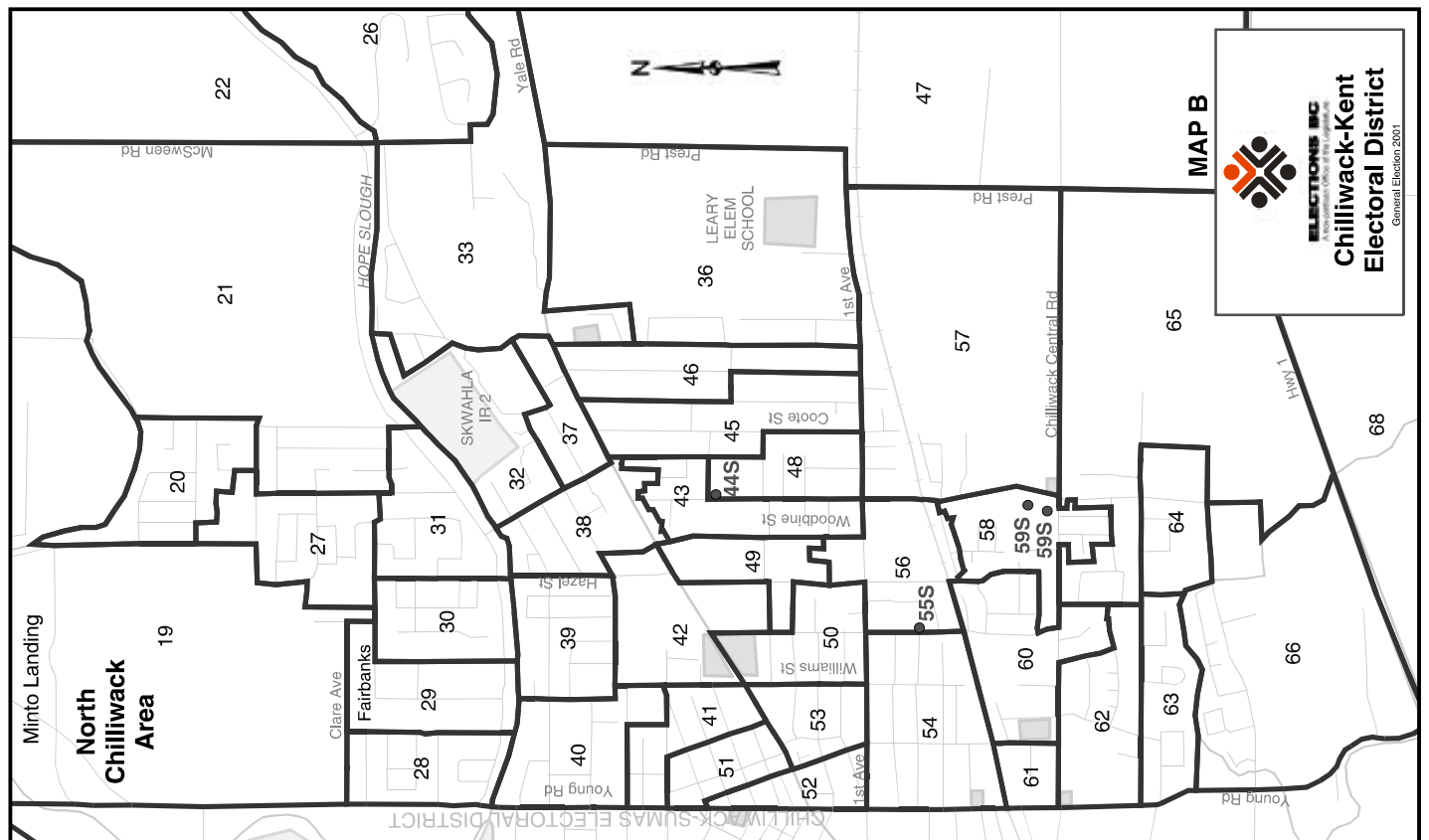
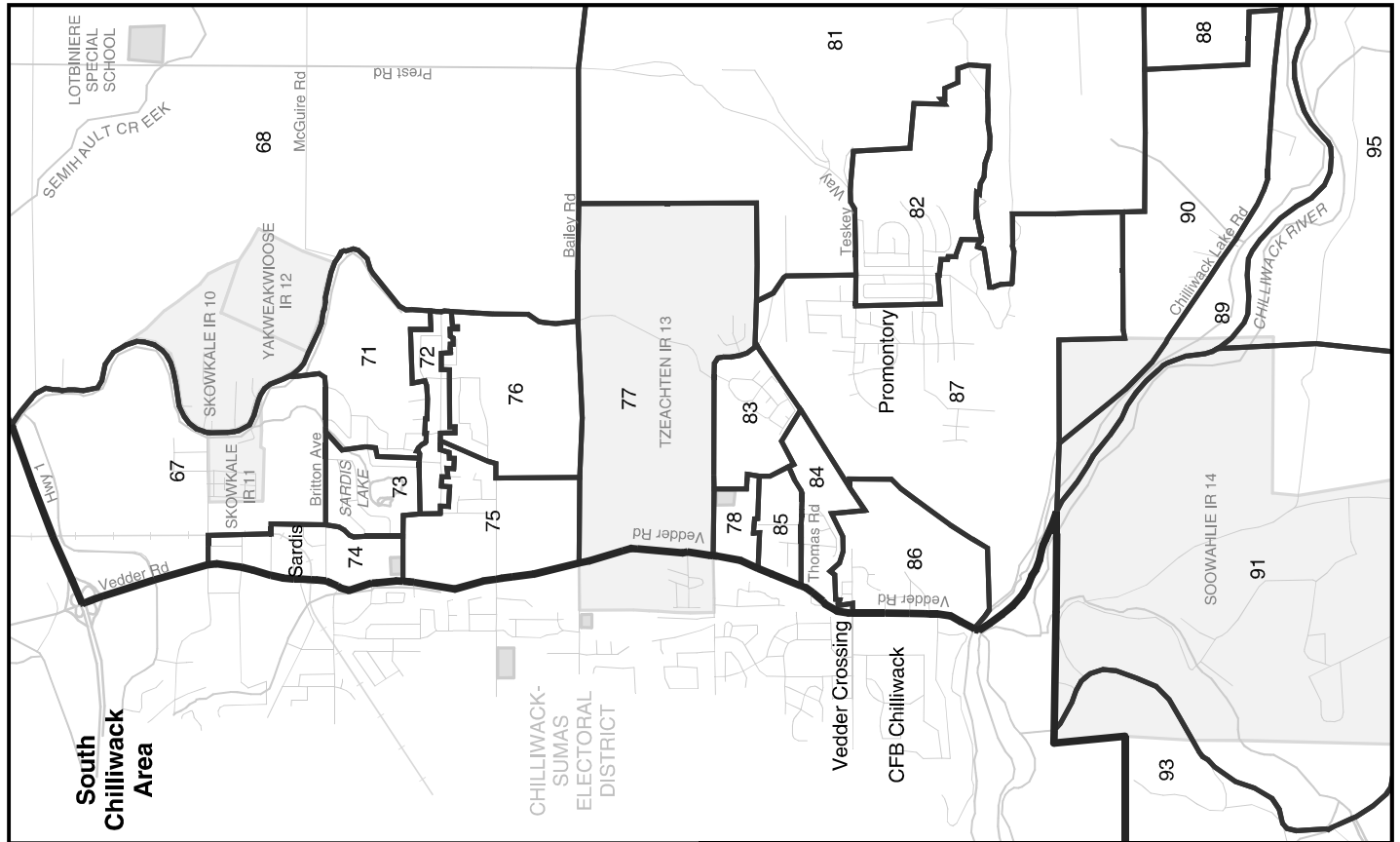
| | | | |
|-----------------------------|--------|--------|-------------------|
| Rejected Ballots | 66 | 0.40% | Ballots Cast |
| Registered Voters Who Voted | 16,556 | 74.70% | Registered Voters |

Candidate Elected: Walt Cobb (LIB)

*1 Voting Areas 2, 4 and 5 combined
*3 Voting Areas 16S and 21S combined
*5 Voting Areas 69 and 86 combined

*2 Voting Areas 7 and 8 combined
*4 Voting Areas 36 and 37 combined
*6 Voting Areas 99S and 100 combined





**Chilliwack-Kent Electoral District
Voting Results**

Statement of Votes
Elections British Columbia

| | Larry Commodore GP | David Ferguson BCM | Malcolm James NDP | Barry Penner LIB | Total Valid Votes | Rejected Ballots | No. of Registered Voters |
|-----------------------------------|--------------------------|--------------------------|-------------------------|------------------------|-------------------------|---------------------|--------------------------------|
| Advance Voting | | | | | | | |
| Agassiz | 21 | 16 | 24 | 166 | 227 | 0 | |
| Chilliwack | 54 | 21 | 89 | 859 | 1,023 | 6 | |
| General Voting | | | | | | | |
| Voting Area | | | | | | | |
| 1 Harrison Hot Springs | 0 | 0 | 0 | 0 | 0 | 0 | 0 |
| 2 Agassiz | 23 | 28 | 60 | 34 | 145 | 0 | 263 |
| 3 Harrison Hot Springs | 2 | 3 | 3 | 37 | 45 | 2 | 84 |
| 4 Agassiz | 9 | 15 | 14 | 108 | 146 | 0 | 212 |
| 5 Agassiz | 15 | 12 | 21 | 110 | 158 | 0 | 257 |
| 6 Agassiz | 21 | 15 | 19 | 114 | 169 | 1 | 276 |
| 7 Agassiz | 8 | 18 | 22 | 88 | 136 | 0 | 244 |
| 8 Agassiz | 13 | 18 | 28 | 115 | 174 | 0 | 260 |
| 9 Agassiz | 19 | 20 | 34 | 186 | 259 | 0 | 384 |
| 10 Agassiz | 14 | 13 | 22 | 115 | 164 | 1 | 246 |
| 11 Agassiz | 5 | 9 | 10 | 76 | 100 | 0 | 138 |
| 12 Agassiz | 11 | 16 | 27 | 140 | 194 | 1 | 285 |
| 13 Agassiz | 11 | 30 | 28 | 153 | 222 | 0 | 319 |
| 14 Harrison Hot Springs | 30 | 33 | 46 | 272 | 381 | 2 | 537 |
| 15 Harrison Hot Springs | 19 | 18 | 32 | 105 | 174 | 2 | 300 |
| 16 Chilliwack | 25 | 2 | 16 | 94 | 137 | 0 | 215 |
| 17 Chilliwack | 7 | 10 | 26 | 93 | 136 | 1 | 224 |
| 18 Chilliwack | 9 | 10 | 15 | 152 | 186 | 0 | 286 |
| 19 Chilliwack | 5 | 5 | 10 | 163 | 183 | 0 | 268 |
| 20 Chilliwack | 14 | 11 | 29 | 155 | 209 | 4 | 321 |
| 21 Chilliwack | 18 | 8 | 10 | 167 | 203 | 1 | 294 |
| 22 Chilliwack | 6 | 11 | 4 | 185 | 206 | 0 | 293 |
| 23 Chilliwack | 13 | 12 | 22 | 186 | 233 | 0 | 339 |
| 24 Chilliwack | 15 | 8 | 15 | 58 | 96 | 2 | 142 |
| 25 Chilliwack | 10 | 6 | 14 | 227 | 257 | 0 | 352 |
| 26 Chilliwack | 14 | 6 | 29 | 276 | 325 | 3 | 476 |
| 27 Chilliwack | 20 | 11 | 31 | 160 | 222 | 0 | 341 |
| 28 Chilliwack | 14 | 5 | 18 | 128 | 165 | 1 | 279 |
| 29 Chilliwack | 15 | 6 | 18 | 99 | 138 | 0 | 215 |
| 30 Chilliwack | 12 | 10 | 13 | 118 | 153 | 0 | 247 |
| 31 Chilliwack | 8 | 13 | 22 | 133 | 176 | 1 | 264 |
| 32 Chilliwack | 8 | 4 | 23 | 99 | 134 | 0 | 219 |
| 33 Chilliwack | 14 | 12 | 21 | 163 | 210 | 0 | 311 |
| 34 Chilliwack | 9 | 2 | 10 | 219 | 240 | 1 | 362 |
| 35 Chilliwack | 23 | 7 | 14 | 176 | 220 | 1 | 329 |
| 36 Chilliwack | 14 | 10 | 25 | 171 | 220 | 2 | 330 |
| 37 Chilliwack | 18 | 12 | 22 | 105 | 157 | 0 | 258 |
| 38 Chilliwack | 15 | 4 | 18 | 98 | 135 | 0 | 229 |
| 39 Chilliwack | 9 | 11 | 20 | 155 | 195 | 1 | 289 |
| 40 Chilliwack | 14 | 14 | 25 | 114 | 167 | 0 | 293 |
| 41 Chilliwack | 12 | 9 | 22 | 83 | 126 | 0 | 248 |
| 42 Chilliwack | 15 | 13 | 29 | 122 | 179 | 2 | 319 |
| 43 Chilliwack | 18 | 3 | 27 | 136 | 184 | 3 | 311 |
| 44S Chilliwack | 4 | 2 | 6 | 27 | 39 | 0 | 51 |
| 45 Chilliwack | 17 | 10 | 28 | 153 | 208 | 1 | 358 |
| 46 Chilliwack | 20 | 21 | 28 | 125 | 194 | 1 | 279 |
| 47 Chilliwack | 6 | 3 | 10 | 137 | 156 | 0 | 229 |
| 48 Chilliwack | 15 | 10 | 11 | 102 | 138 | 2 | 228 |
| 49 Chilliwack | 13 | 13 | 23 | 138 | 187 | 0 | 337 |
| 50 Chilliwack | 12 | 10 | 25 | 110 | 157 | 0 | 298 |
| 51 Chilliwack | 8 | 12 | 18 | 42 | 80 | 0 | 235 |
| 52 Chilliwack | 8 | 8 | 18 | 69 | 103 | 1 | 188 |
| 53 Chilliwack | 15 | 10 | 10 | 79 | 114 | 0 | 229 |
| 54 Chilliwack | 19 | 17 | 21 | 89 | 146 | 0 | 277 |
| 55S Chilliwack *1 | - | - | - | - | - | - | 36 |
| 56 Chilliwack | 18 | 6 | 33 | 129 | 186 | 3 | 346 |
| 57 Chilliwack | 19 | 7 | 24 | 139 | 189 | 0 | 324 |
| 58 Chilliwack | 14 | 7 | 21 | 130 | 172 | 0 | 296 |
| 59S Chilliwack *1 | 4 | 4 | 5 | 40 | 53 | 1 | 41 |
| 60 Chilliwack | 14 | 7 | 10 | 126 | 157 | 1 | 261 |
| 61 Chilliwack | 5 | 3 | 7 | 24 | 39 | 0 | 68 |

| Voting Area (continued) | Larry Commodore GP | David Ferguson BCM | Malcolm James NDP | Barry Penner LIB | Total Valid Votes | Rejected Ballots | No. of Registered Voters |
|---------------------------------------|--------------------------|--------------------------|-------------------------|------------------------|-------------------------|---------------------|--------------------------------|
| 62 Chilliwack | 10 | 14 | 15 | 153 | 192 | 0 | 338 |
| 63 Chilliwack | 10 | 11 | 13 | 98 | 132 | 0 | 197 |
| 64 Chilliwack | 5 | 7 | 24 | 105 | 141 | 1 | 223 |
| 65 Chilliwack | 16 | 12 | 20 | 146 | 194 | 0 | 283 |
| 66 Chilliwack | 13 | 6 | 20 | 178 | 217 | 1 | 336 |
| 67 Chilliwack | 9 | 1 | 21 | 120 | 151 | 2 | 246 |
| 68 Chilliwack | 19 | 8 | 22 | 229 | 278 | 2 | 424 |
| 69 Chilliwack | 7 | 8 | 4 | 89 | 108 | 3 | 169 |
| 70 Chilliwack | 9 | 7 | 10 | 121 | 147 | 0 | 229 |
| 71 Chilliwack | 15 | 5 | 15 | 152 | 187 | 2 | 297 |
| 72 Chilliwack | 19 | 4 | 17 | 157 | 197 | 0 | 278 |
| 73 Chilliwack | 17 | 4 | 30 | 184 | 235 | 1 | 321 |
| 74 Chilliwack | 13 | 5 | 17 | 84 | 119 | 0 | 216 |
| 75 Chilliwack | 12 | 2 | 25 | 200 | 239 | 1 | 356 |
| 76 Chilliwack | 5 | 1 | 19 | 146 | 171 | 0 | 243 |
| 77 Chilliwack | 15 | 7 | 37 | 148 | 207 | 0 | 294 |
| 78 Chilliwack | 14 | 4 | 14 | 63 | 95 | 1 | 156 |
| 79 Chilliwack | 15 | 6 | 34 | 145 | 200 | 0 | 320 |
| 80 Chilliwack | 13 | 7 | 22 | 79 | 121 | 0 | 187 |
| 81 Chilliwack | 26 | 8 | 27 | 215 | 276 | 1 | 359 |
| 82 Chilliwack | 24 | 9 | 30 | 275 | 338 | 2 | 490 |
| 83 Chilliwack | 13 | 3 | 34 | 207 | 257 | 2 | 352 |
| 84 Chilliwack | 23 | 6 | 25 | 111 | 165 | 0 | 308 |
| 85 Chilliwack | 18 | 10 | 12 | 81 | 121 | 1 | 248 |
| 86 Chilliwack | 23 | 8 | 17 | 93 | 141 | 1 | 242 |
| 87 Chilliwack | 39 | 10 | 40 | 403 | 492 | 0 | 713 |
| 88 Chilliwack | 21 | 15 | 21 | 150 | 207 | 2 | 324 |
| 89 Chilliwack | 20 | 10 | 31 | 146 | 207 | 0 | 308 |
| 90 Chilliwack | 23 | 10 | 24 | 137 | 194 | 0 | 288 |
| 91 Cultus Lake | 36 | 11 | 45 | 105 | 197 | 0 | 289 |
| 92 Cultus Lake *2 | - | - | - | - | - | - | 14 |
| 93 Cultus Lake *2 | 34 | 13 | 34 | 120 | 201 | 2 | 285 |
| 94 Cultus Lake | 27 | 6 | 20 | 121 | 174 | 0 | 232 |
| 95 Columbia Valley | 27 | 19 | 29 | 194 | 269 | 0 | 379 |
| Sub Totals | 1,450 | 927 | 2,093 | 13,327 | 17,797 | 73 | 25,884 |
| S. 98 Mobiles | 2 | 3 | 3 | 21 | 29 | 2 | |
| S. 99 Absentee - in ED | 20 | 21 | 20 | 184 | 245 | 5 | |
| S. 100 Absentee - out of ED | 21 | 9 | 17 | 88 | 135 | 3 | |
| S. 101 Absentee - Advance | 6 | 1 | 7 | 36 | 50 | 1 | |
| S. 104 Voting in DEO office. | 11 | 6 | 14 | 144 | 175 | 9 | |
| S. 106 Voting by mail | 1 | 1 | 1 | 14 | 17 | 1 | |
| Grand Totals | 1,511 | 968 | 2,155 | 13,814 | 18,448 | 94 | 25,884 |
| % of Valid Votes | 8.19% | 5.25% | 11.68% | 74.88% | | | |

(continued on next page)

Summary:

| | | | |
|---------------------------------|--------|--------|-------------------|
| Valid Votes - General & Advance | 17,797 | 96.47% | Total Valid Votes |
| S. 98 Mobiles | 29 | 0.16% | Total Valid Votes |
| S. 99 Absentee - in ED | 245 | 1.33% | Total Valid Votes |
| S. 100 Absentee - out of ED | 135 | 0.73% | Total Valid Votes |
| S. 101 Absentee - Advance | 50 | 0.27% | Total Valid Votes |
| S. 104 Voting in DEO office | 175 | 0.95% | Total Valid Votes |
| S. 106 Voting by mail | 17 | 0.09% | Total Valid Votes |

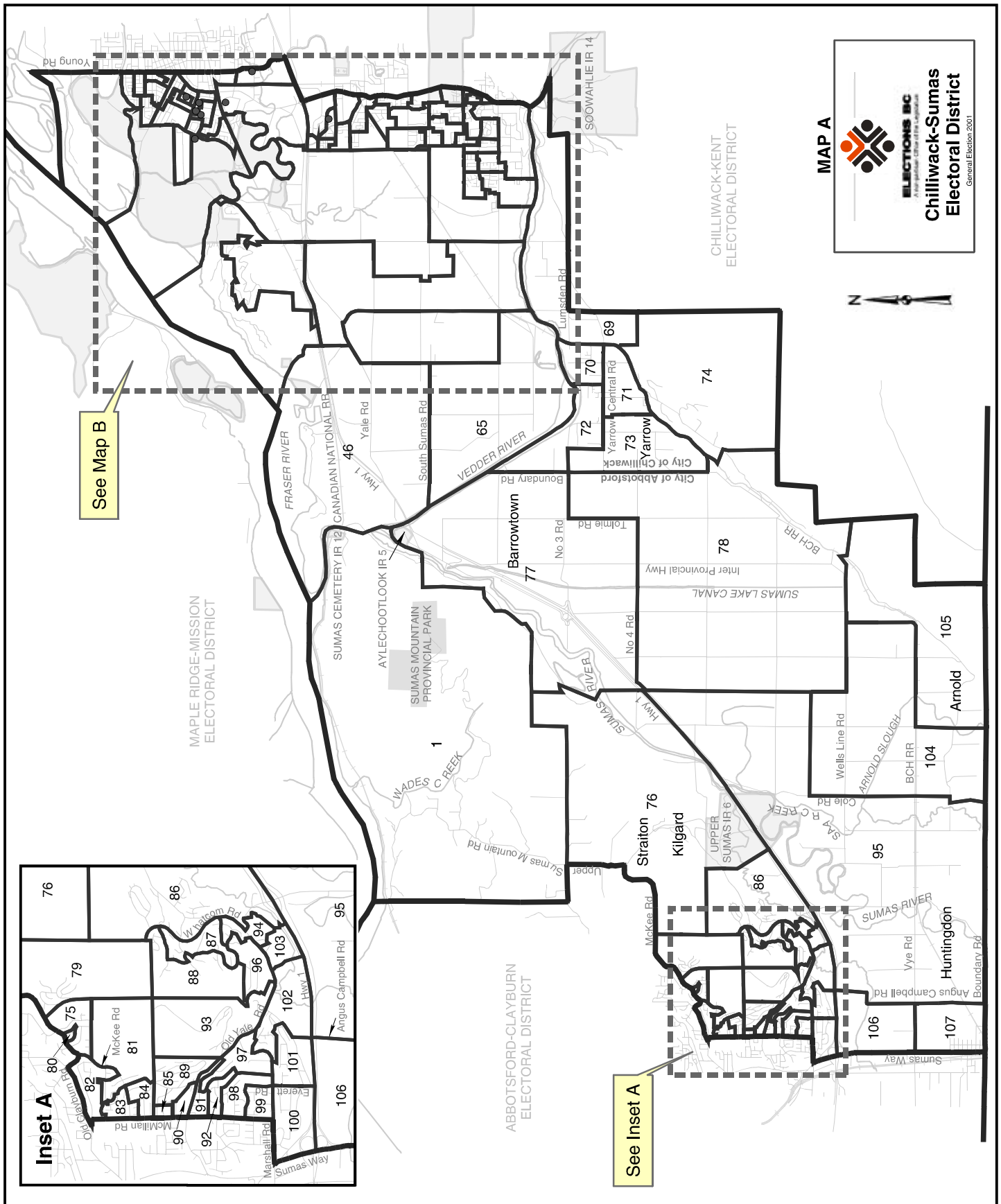
Total Valid Votes 18,448

| | | | |
|-----------------------------|--------|--------|-------------------|
| Rejected Ballots | 94 | 0.51% | Ballots Cast |
| Registered Voters Who Voted | 18,542 | 71.63% | Registered Voters |

Candidate Elected: Barry Penner (LIB)

*1 Voting Areas 55S and 59S combined

*2 Voting Areas 92 and 93 combined



| | Grant Cepuran CP | John Les LIB | Christine Muise NDP | Norm Siefken BCM | Total Valid Votes | Rejected Ballots | No. of Registered Voters |
|-----------------------------|------------------------|--------------------|---------------------------|------------------------|-------------------------|---------------------|--------------------------------|
| Advance Voting | | | | | | | |
| Abbotsford | 16 | 387 | 28 | 10 | 441 | 1 | |
| Chilliwack | 46 | 723 | 91 | 32 | 892 | 3 | |
| General Voting | | | | | | | |
| Voting Area | | | | | | | |
| 1 Abbotsford | 7 | 96 | 18 | 11 | 132 | 1 | 201 |
| 2 Chilliwack | 3 | 23 | 4 | 4 | 34 | 0 | 45 |
| 3 Chilliwack | 10 | 101 | 40 | 16 | 167 | 0 | 269 |
| 4 Chilliwack | 10 | 126 | 21 | 10 | 167 | 0 | 280 |
| 5 Chilliwack | 20 | 65 | 27 | 4 | 116 | 1 | 217 |
| 6 Chilliwack | 2 | 23 | 7 | 2 | 34 | 0 | 61 |
| 7 Chilliwack | 13 | 107 | 22 | 17 | 159 | 1 | 273 |
| 8 Chilliwack | 4 | 96 | 22 | 5 | 127 | 0 | 268 |
| 9 Chilliwack | 18 | 126 | 42 | 32 | 218 | 0 | 334 |
| 10 Chilliwack | 9 | 142 | 27 | 17 | 195 | 2 | 295 |
| 11 Chilliwack | 18 | 96 | 36 | 13 | 163 | 3 | 294 |
| 12 Chilliwack | 18 | 175 | 41 | 21 | 255 | 2 | 422 |
| 13 Chilliwack | 11 | 93 | 23 | 10 | 137 | 1 | 256 |
| 14S Chilliwack | 4 | 45 | 2 | 0 | 51 | 2 | 85 |
| 15 Chilliwack | 7 | 109 | 21 | 7 | 144 | 1 | 254 |
| 16S Chilliwack | 3 | 23 | 6 | 0 | 32 | 0 | 44 |
| 17 Chilliwack | 10 | 116 | 18 | 10 | 154 | 1 | 265 |
| 18 Chilliwack | 12 | 118 | 52 | 6 | 188 | 3 | 319 |
| 19 Chilliwack | 6 | 15 | 29 | 3 | 53 | 0 | 74 |
| 20S Chilliwack *1 | - | - | - | - | - | - | 26 |
| 21 Chilliwack | 7 | 129 | 22 | 17 | 175 | 1 | 310 |
| 22S Chilliwack *1 | 3 | 39 | 10 | 2 | 54 | 3 | 34 |
| 23 Chilliwack | 5 | 31 | 8 | 5 | 49 | 2 | 120 |
| 24 Chilliwack | 4 | 47 | 17 | 6 | 74 | 1 | 167 |
| 25S Chilliwack *1 | - | - | - | - | - | - | 32 |
| 26 Chilliwack | 19 | 119 | 27 | 16 | 181 | 1 | 309 |
| 27 Chilliwack | 10 | 125 | 18 | 17 | 170 | 2 | 276 |
| 28 Chilliwack | 17 | 100 | 23 | 13 | 153 | 0 | 278 |
| 29 Chilliwack | 12 | 173 | 25 | 12 | 222 | 2 | 347 |
| 30 Chilliwack | 6 | 106 | 40 | 31 | 183 | 0 | 435 |
| 31 Chilliwack | 10 | 130 | 23 | 1 | 164 | 2 | 290 |
| 32S Chilliwack *2 | 6 | 24 | 4 | 0 | 34 | 0 | 36 |
| 33 Chilliwack | 9 | 117 | 27 | 5 | 158 | 0 | 262 |
| 34S Chilliwack *2 | - | - | - | - | - | - | 27 |
| 35 Chilliwack | 10 | 120 | 20 | 13 | 163 | 0 | 315 |
| 36 Chilliwack | 3 | 58 | 13 | 11 | 85 | 0 | 164 |
| 37 Chilliwack | 5 | 72 | 6 | 6 | 89 | 1 | 128 |
| 38 Chilliwack | 13 | 144 | 10 | 14 | 181 | 1 | 320 |
| 39 Chilliwack | 12 | 132 | 30 | 6 | 180 | 0 | 285 |
| 40 Chilliwack | 6 | 138 | 16 | 4 | 164 | 1 | 270 |
| 41 Chilliwack | 12 | 96 | 31 | 8 | 147 | 2 | 265 |
| 42 Chilliwack | 8 | 163 | 29 | 11 | 211 | 3 | 314 |
| 43 Chilliwack | 13 | 138 | 39 | 14 | 204 | 1 | 329 |
| 44 Chilliwack | 11 | 164 | 32 | 7 | 214 | 3 | 318 |
| 45 Chilliwack | 12 | 137 | 12 | 4 | 165 | 1 | 263 |
| 46 Chilliwack | 20 | 196 | 20 | 9 | 245 | 1 | 341 |
| 47 Chilliwack | 21 | 170 | 34 | 10 | 235 | 0 | 345 |
| 48 Chilliwack | 13 | 117 | 20 | 14 | 164 | 2 | 251 |
| 49 Chilliwack | 24 | 134 | 38 | 15 | 211 | 0 | 297 |
| 50 Chilliwack | 7 | 76 | 20 | 9 | 112 | 1 | 149 |
| 51 Chilliwack | 10 | 91 | 23 | 10 | 134 | 0 | 214 |
| 52 Chilliwack | 18 | 146 | 36 | 21 | 221 | 0 | 335 |
| 53 Chilliwack | 11 | 136 | 26 | 7 | 180 | 0 | 294 |
| 54 Chilliwack | 13 | 114 | 11 | 5 | 143 | 0 | 215 |
| 55 Chilliwack | 19 | 158 | 20 | 12 | 209 | 0 | 310 |
| 56 Chilliwack | 12 | 159 | 35 | 15 | 221 | 1 | 312 |
| 57 Chilliwack | 18 | 144 | 38 | 17 | 217 | 1 | 338 |
| 58 Chilliwack | 4 | 24 | 0 | 2 | 30 | 0 | 162 |
| 59 Chilliwack | 10 | 54 | 21 | 9 | 94 | 2 | 161 |
| 60 Chilliwack | 2 | 46 | 11 | 9 | 68 | 0 | 128 |
| 61 Chilliwack | 5 | 31 | 5 | 9 | 50 | 0 | 158 |

**Chilliwack-Sumas Electoral District
Voting Results**

Statement of Votes
Elections British Columbia

| Voter Area (continued) | Grant Cepuran CP | John Les LIB | Christine Muise NDP | Norm Siefken BCM | Total Valid Votes | Rejected Ballots | No. of Registered Voters |
|---------------------------------------|----------------------------------|------------------------------|-------------------------------------|----------------------------------|-----------------------------------|------------------------------|--|
| 62 Chilliwack | 10 | 150 | 42 | 13 | 215 | 1 | 333 |
| 63 Chilliwack | 7 | 169 | 30 | 12 | 218 | 1 | 347 |
| 64 Chilliwack | 16 | 195 | 24 | 18 | 253 | 1 | 405 |
| 65 Chilliwack | 19 | 159 | 20 | 9 | 207 | 3 | 307 |
| 66 Chilliwack | 12 | 254 | 49 | 23 | 338 | 3 | 488 |
| 67 Chilliwack | 18 | 148 | 32 | 6 | 204 | 1 | 312 |
| 68 Chilliwack | 5 | 25 | 8 | 9 | 47 | 0 | 182 |
| 69 Yarrow | 4 | 95 | 25 | 11 | 135 | 4 | 194 |
| 70 Yarrow | 21 | 142 | 20 | 25 | 208 | 0 | 291 |
| 71 Yarrow | 15 | 122 | 16 | 14 | 167 | 1 | 241 |
| 72 Yarrow | 30 | 144 | 35 | 26 | 235 | 2 | 344 |
| 73 Yarrow | 13 | 114 | 25 | 22 | 174 | 0 | 252 |
| 74 Yarrow | 6 | 131 | 13 | 11 | 161 | 0 | 204 |
| 75 Abbotsford | 18 | 136 | 32 | 15 | 201 | 0 | 295 |
| 76 Abbotsford | 8 | 87 | 19 | 5 | 119 | 0 | 213 |
| 77 Yarrow | 14 | 138 | 14 | 5 | 171 | 1 | 246 |
| 78 Yarrow | 6 | 145 | 13 | 9 | 173 | 3 | 262 |
| 79 Abbotsford | 1 | 81 | 3 | 2 | 87 | 0 | 121 |
| 80 Abbotsford | 3 | 20 | 1 | 6 | 30 | 0 | 43 |
| 81 Abbotsford | 15 | 155 | 27 | 10 | 207 | 4 | 292 |
| 82 Abbotsford | 10 | 112 | 16 | 15 | 153 | 5 | 258 |
| 83 Abbotsford | 3 | 115 | 19 | 4 | 141 | 0 | 235 |
| 84 Abbotsford | 8 | 127 | 25 | 9 | 169 | 1 | 282 |
| 85 Abbotsford | 7 | 28 | 11 | 3 | 49 | 0 | 63 |
| 86 Abbotsford | 15 | 331 | 36 | 9 | 391 | 1 | 573 |
| 87 Abbotsford | 12 | 247 | 25 | 9 | 293 | 3 | 433 |
| 88 Abbotsford | 17 | 278 | 19 | 9 | 323 | 2 | 450 |
| 89 Abbotsford | 12 | 218 | 24 | 13 | 267 | 1 | 439 |
| 90 Abbotsford | 16 | 97 | 37 | 17 | 167 | 3 | 266 |
| 91 Abbotsford | 5 | 85 | 8 | 6 | 104 | 0 | 161 |
| 92 Abbotsford | 5 | 94 | 6 | 3 | 108 | 0 | 182 |
| 93 Abbotsford | 6 | 143 | 7 | 4 | 160 | 0 | 235 |
| 94 Abbotsford | 11 | 172 | 33 | 10 | 226 | 0 | 381 |
| 95 Abbotsford | 14 | 168 | 7 | 5 | 194 | 0 | 268 |
| 96 Abbotsford | 11 | 148 | 25 | 5 | 189 | 0 | 298 |
| 97 Abbotsford | 13 | 149 | 24 | 6 | 192 | 1 | 333 |
| 98 Abbotsford | 9 | 143 | 25 | 10 | 187 | 5 | 299 |
| 99 Abbotsford | 8 | 157 | 16 | 4 | 185 | 0 | 254 |
| 100 Abbotsford | 10 | 159 | 21 | 6 | 196 | 1 | 279 |
| 101 Abbotsford | 18 | 207 | 33 | 11 | 269 | 1 | 430 |
| 102 Abbotsford | 8 | 146 | 17 | 4 | 175 | 0 | 261 |
| 103 Abbotsford | 11 | 161 | 26 | 4 | 202 | 1 | 295 |
| 104 Abbotsford | 12 | 108 | 0 | 5 | 125 | 1 | 163 |
| 105 Abbotsford | 1 | 111 | 17 | 5 | 134 | 1 | 195 |
| 106 Abbotsford *3 | - | - | - | - | - | - | 26 |
| 107 Abbotsford *3 | 22 | 232 | 27 | 19 | 300 | 1 | 400 |
| Sub Totals | 1,172 | 13,649 | 2,369 | 1,072 | 18,262 | 110 | 27,017 |
| S. 98 Mobiles | 5 | 13 | 2 | 3 | 23 | 6 | |
| S. 99 Absentee - in ED | 11 | 124 | 22 | 31 | 188 | 2 | |
| S. 100 Absentee - out of ED | 3 | 137 | 22 | 18 | 180 | 35 | |
| S. 101 Absentee - Advance | 2 | 64 | 7 | 4 | 77 | 10 | |
| S. 104 Voting in DEO office | 4 | 138 | 11 | 2 | 155 | 4 | |
| S. 106 Voting by mail | 2 | 12 | 1 | 0 | 15 | 1 | |
| Grand Totals | 1,199 | 14,137 | 2,434 | 1,130 | 18,900 | 168 | 27,017 |
| % of Valid Votes | 6.34% | 74.80% | 12.88% | 5.98% | | | |

(continued on next page)

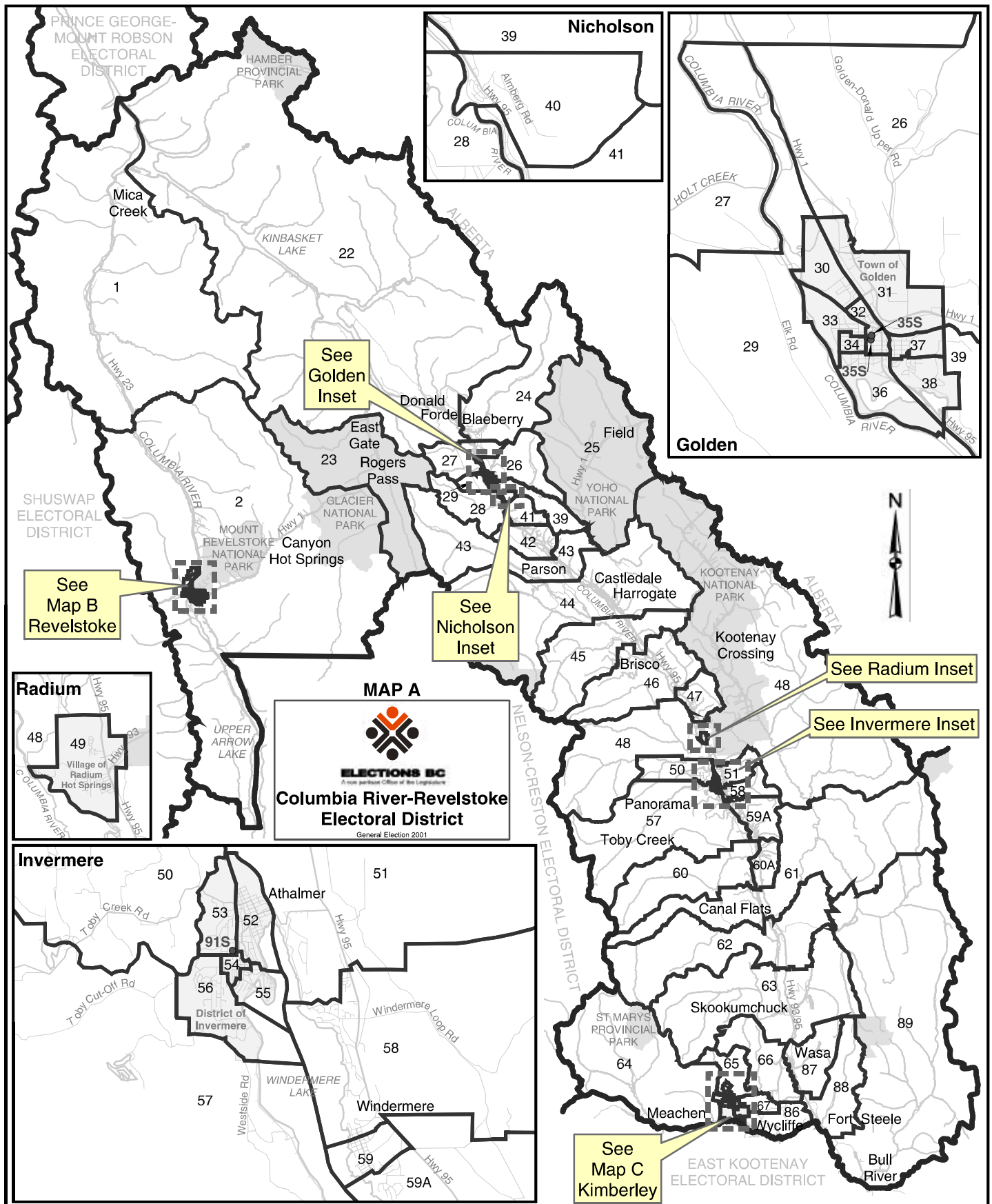
Summary:

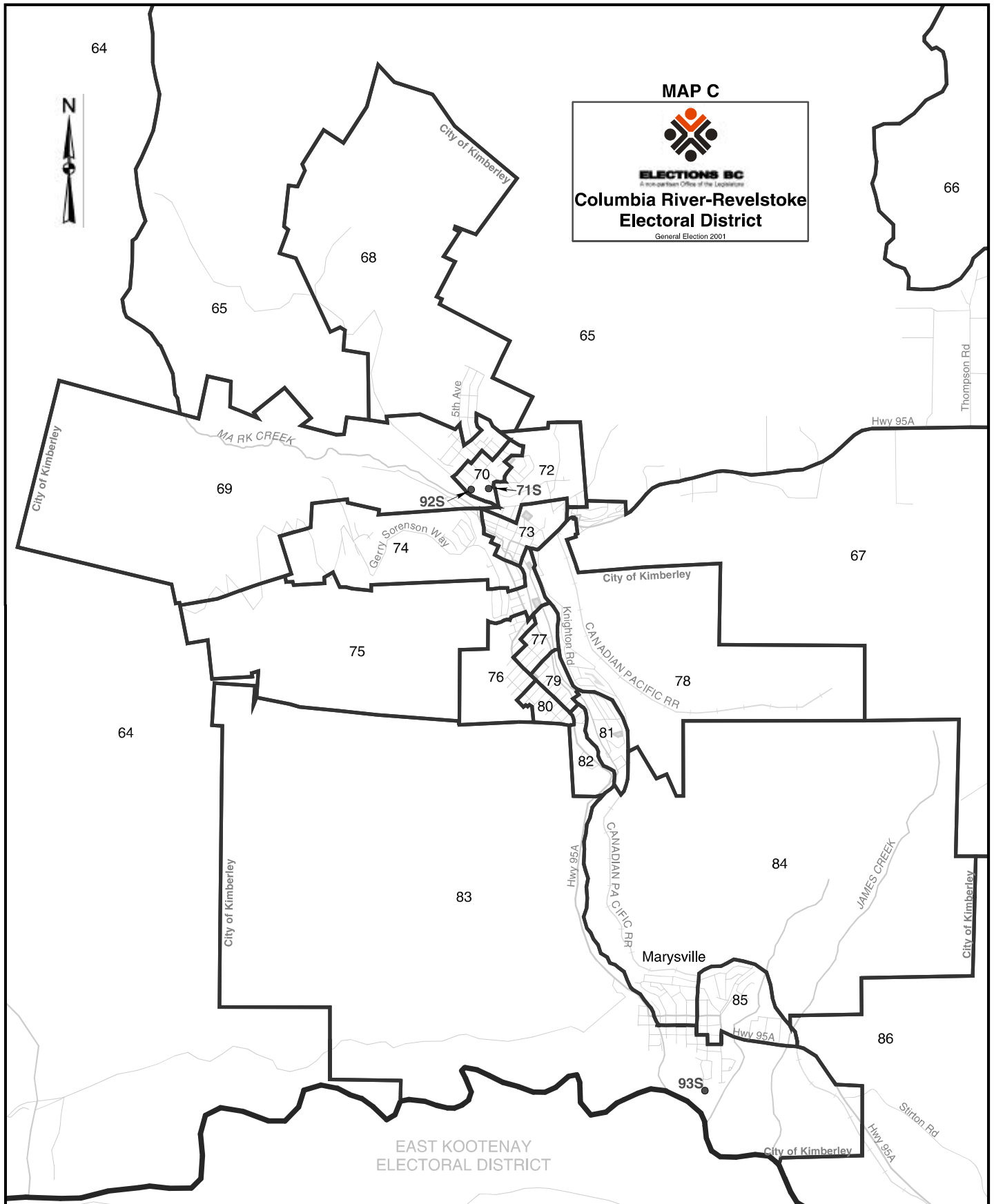
| | | | |
|---------------------------------|---------------|--------|-------------------|
| Valid Votes - General & Advance | 18,262 | 96.62% | Total Valid Votes |
| S. 98 Mobiles | 23 | 0.12% | Total Valid Votes |
| S. 99 Absentee - in ED | 188 | 0.99% | Total Valid Votes |
| S. 100 Absentee - out of ED | 180 | 0.95% | Total Valid Votes |
| S. 101 Absentee - Advance | 77 | 0.41% | Total Valid Votes |
| S. 104 Voting in DEO office | 155 | 0.82% | Total Valid Votes |
| S. 106 Voting by mail | 15 | 0.09% | Total Valid Votes |
| Total Valid Votes | 18,900 | | |
| Rejected Ballots | 168 | 0.89% | Ballots Cast |
| Registered Voters Who Voted | 19,068 | 70.58% | Registered Voters |

Candidate Elected: John Les (LIB)

*1 Voting Areas 20S, 22S and 25S combined
*3 Voting Areas 106 and 107 combined

*2 Voting Areas 32S and 34S combined





| | Jennifer R. Brownlee GP | Jim Doyle NDP | Lisa A. Kirkman BCM | Miles Lehn UPBC | Wendy McMahon LIB | Total Valid Votes | Rejected Ballots | No. of Registered Voters |
|---------------------------------|-------------------------------|---------------------|---------------------------|-----------------------|-------------------------|-------------------------|---------------------|--------------------------------|
| Advance Voting | | | | | | | | |
| Golden | 21 | 117 | 11 | 6 | 163 | 318 | 1 | |
| Invermere | 6 | 38 | 2 | 5 | 163 | 214 | 1 | |
| Kimberley | 37 | 149 | 8 | 11 | 190 | 395 | 3 | |
| Revelstoke | 26 | 148 | 11 | 21 | 223 | 429 | 0 | |
| General Voting | | | | | | | | |
| Voting Area | | | | | | | | |
| 1 Mica Creek *1 | - | - | - | - | - | - | - | 13 |
| 2 Revelstoke Rural *1 | 27 | 97 | 13 | 15 | 145 | 297 | 1 | 333 |
| 3 Revelstoke | 15 | 27 | 3 | 2 | 67 | 114 | 1 | 173 |
| 4 Revelstoke | 9 | 65 | 6 | 11 | 84 | 175 | 1 | 295 |
| 5 Revelstoke | 13 | 41 | 10 | 1 | 100 | 165 | 0 | 238 |
| 6 Revelstoke | 8 | 38 | 7 | 1 | 108 | 162 | 0 | 254 |
| 7 Revelstoke | 8 | 28 | 10 | 7 | 83 | 136 | 0 | 214 |
| 8 Revelstoke | 12 | 44 | 4 | 3 | 62 | 125 | 0 | 199 |
| 9 Revelstoke | 15 | 59 | 13 | 5 | 63 | 155 | 0 | 262 |
| 10 Revelstoke | 4 | 44 | 10 | 2 | 60 | 120 | 0 | 227 |
| 11S Revelstoke *2 | - | - | - | - | - | - | - | 10 |
| 12 Revelstoke *2 | - | - | - | - | - | - | - | 140 |
| 13 Revelstoke *2 | 18 | 65 | 4 | 4 | 109 | 200 | 1 | 241 |
| 14 Revelstoke | 21 | 70 | 8 | 4 | 105 | 208 | 1 | 315 |
| 15 Revelstoke | 6 | 64 | 4 | 4 | 82 | 160 | 0 | 241 |
| 16 Revelstoke | 7 | 79 | 9 | 3 | 71 | 169 | 1 | 276 |
| 17 Revelstoke | 10 | 57 | 15 | 12 | 102 | 196 | 0 | 317 |
| 18 Revelstoke | 8 | 58 | 7 | 4 | 86 | 163 | 1 | 275 |
| 19 Revelstoke | 11 | 54 | 2 | 3 | 115 | 185 | 0 | 275 |
| 20 Revelstoke | 10 | 79 | 9 | 5 | 111 | 214 | 0 | 324 |
| 21 Revelstoke | 15 | 56 | 4 | 5 | 142 | 222 | 1 | 308 |
| 22 Donald *3 | 1 | 3 | 2 | 1 | 22 | 29 | 0 | 38 |
| 23 Rogers Pass *3 | - | - | - | - | - | - | - | 3 |
| 24 Blaeberry | 8 | 34 | 1 | 6 | 75 | 124 | 0 | 216 |
| 25 Field | 18 | 30 | 5 | 0 | 17 | 70 | 0 | 121 |
| 26 Golden | 7 | 32 | 5 | 5 | 90 | 139 | 0 | 218 |
| 27 Moberly *4 | 13 | 27 | 5 | 2 | 46 | 93 | 0 | 80 |
| 28 Nicholson *4 | 1 | 19 | 4 | 2 | 73 | 99 | 1 | 168 |
| 29 Golden *5 | - | - | - | - | - | - | - | 17 |
| 30 Golden *5 | 6 | 33 | 2 | 5 | 64 | 110 | 0 | 205 |
| 31 Golden | 6 | 70 | 8 | 8 | 113 | 205 | 2 | 339 |
| 32 Golden | 6 | 57 | 5 | 4 | 85 | 157 | 0 | 279 |
| 33 Golden | 9 | 90 | 4 | 6 | 142 | 251 | 0 | 373 |
| 34 Golden | 9 | 80 | 9 | 8 | 81 | 187 | 0 | 301 |
| 35S Golden *6 | - | - | - | - | - | - | - | 29 |
| 36 Golden | 9 | 64 | 3 | 1 | 55 | 132 | 0 | 226 |
| 37 Golden | 3 | 61 | 4 | 1 | 93 | 162 | 0 | 247 |
| 38 Golden *6 | 12 | 119 | 1 | 8 | 128 | 268 | 3 | 365 |
| 39 Golden *6 | - | - | - | - | - | - | - | 50 |
| 40 Nicholson | 9 | 31 | 5 | 4 | 94 | 143 | 0 | 243 |
| 41 Nicholson | 7 | 38 | 7 | 6 | 92 | 150 | 0 | 269 |
| 42 McMurdo | 3 | 26 | 2 | 2 | 34 | 67 | 0 | 135 |
| 43 Parson | 8 | 28 | 1 | 5 | 61 | 103 | 0 | 146 |
| 44 Castledale | 5 | 19 | 2 | 0 | 25 | 51 | 0 | 85 |
| 45 Spillimacheen | 6 | 15 | 1 | 1 | 20 | 43 | 0 | 61 |
| 46 Brisco | 2 | 26 | 0 | 2 | 36 | 66 | 0 | 116 |
| 47 Edgewater | 13 | 68 | 8 | 16 | 141 | 246 | 0 | 356 |
| 48 Radium Hot Springs | 3 | 22 | 11 | 3 | 80 | 119 | 0 | 218 |
| 49 Radium Hot Springs | 19 | 48 | 5 | 10 | 167 | 249 | 0 | 335 |
| 50 Wilmer | 11 | 76 | 4 | 12 | 80 | 183 | 0 | 254 |
| 51 Athalmer | 3 | 34 | 5 | 1 | 84 | 127 | 2 | 237 |
| 52 Athalmer | 11 | 48 | 5 | 1 | 83 | 148 | 0 | 217 |
| 53 Invermere | 11 | 62 | 7 | 12 | 134 | 226 | 0 | 350 |
| 54 Invermere | 19 | 66 | 1 | 5 | 110 | 201 | 0 | 324 |
| 55 Invermere | 12 | 70 | 2 | 3 | 120 | 207 | 0 | 323 |
| 56 Invermere | 11 | 78 | 5 | 4 | 198 | 296 | 0 | 433 |
| 57 Invermere | 5 | 21 | 4 | 3 | 54 | 87 | 0 | 131 |
| 58 Windermere | 7 | 39 | 6 | 3 | 113 | 168 | 0 | 310 |
| 59 Windermere *7 | 8 | 29 | 0 | 3 | 67 | 107 | 0 | 219 |

Columbia River-Revelstoke Electoral District
Voting Results

Statement of Votes
Elections British Columbia

| Voter Area (continued) | Jennifer R. Brownlee GP | Jim Doyle NDP | Lisa A. Kirkman BCM | Miles Lehn UPBC | Wendy McMahon LIB | Total Valid Votes | Rejected Ballots | No. of Registered Voters |
|---------------------------------------|-------------------------------|---------------------|---------------------------|-----------------------|-------------------------|-------------------------|---------------------|--------------------------------|
| 59A Windermere *7 | 12 | 38 | 5 | 4 | 79 | 138 | 0 | 130 |
| 60 Fairmont Hot Springs | 11 | 20 | 2 | 2 | 79 | 114 | 0 | 206 |
| 60A Fairmont Hot Springs | 10 | 38 | 7 | 8 | 135 | 198 | 0 | 299 |
| 61 Canal Flats | 6 | 46 | 7 | 9 | 111 | 179 | 0 | 245 |
| 62 Canal Flats | 5 | 22 | 8 | 7 | 118 | 160 | 2 | 219 |
| 63 Skookumchuck | 10 | 11 | 7 | 3 | 60 | 91 | 0 | 121 |
| 64 Marysville Rural | 6 | 9 | 6 | 3 | 12 | 36 | 2 | 48 |
| 65 Kimberley | 21 | 39 | 19 | 8 | 94 | 181 | 0 | 289 |
| 66 Ta Ta Creek | 15 | 42 | 2 | 3 | 54 | 116 | 0 | 170 |
| 67 Kimberley | 13 | 43 | 19 | 6 | 78 | 159 | 1 | 241 |
| 68 Kimberley | 17 | 57 | 9 | 8 | 60 | 151 | 1 | 239 |
| 69 Kimberley | 12 | 53 | 7 | 3 | 57 | 132 | 0 | 215 |
| 70 Kimberley | 8 | 48 | 9 | 5 | 62 | 132 | 0 | 218 |
| 71S Kimberley *8 | - | - | - | - | - | - | - | 2 |
| 72 Kimberley | 13 | 63 | 7 | 6 | 75 | 164 | 0 | 268 |
| 73 Kimberley | 4 | 47 | 13 | 2 | 39 | 105 | 0 | 217 |
| 74 Kimberley | 6 | 64 | 17 | 8 | 90 | 185 | 1 | 300 |
| 75 Kimberley | 14 | 68 | 14 | 5 | 76 | 177 | 2 | 271 |
| 76 Kimberley | 10 | 62 | 13 | 4 | 47 | 136 | 0 | 233 |
| 77 Kimberley | 16 | 55 | 5 | 0 | 57 | 133 | 1 | 214 |
| 78 Kimberley | 14 | 78 | 7 | 5 | 96 | 200 | 1 | 303 |
| 79 Kimberley | 14 | 49 | 8 | 3 | 34 | 108 | 0 | 161 |
| 80 Kimberley | 5 | 41 | 12 | 4 | 46 | 108 | 1 | 169 |
| 81 Kimberley | 10 | 46 | 7 | 5 | 83 | 151 | 0 | 250 |
| 82 Kimberley | 11 | 49 | 8 | 13 | 47 | 128 | 1 | 224 |
| 83 Marysville | 15 | 60 | 8 | 13 | 132 | 228 | 1 | 342 |
| 84 Marysville | 20 | 62 | 18 | 12 | 66 | 178 | 0 | 287 |
| 85 Marysville | 8 | 60 | 18 | 17 | 112 | 215 | 0 | 320 |
| 86 Wycliffe | 24 | 68 | 10 | 9 | 111 | 222 | 0 | 346 |
| 87 Wasa | 13 | 41 | 26 | 13 | 118 | 211 | 0 | 331 |
| 88 Fort Steele | 5 | 16 | 2 | 1 | 47 | 71 | 0 | 90 |
| 89 Bull River | 7 | 8 | 5 | 7 | 59 | 86 | 1 | 112 |
| 90S Revelstoke *8 | - | - | - | - | - | - | - | 11 |
| 91S Invermere *8 | - | - | - | - | - | - | - | 14 |
| 92S Kimberley *8 | 3 | 22 | 2 | 1 | 14 | 42 | 2 | 58 |
| 93S Kimberley *8 | - | - | - | - | - | - | - | 36 |
| Sub Totals | 946 | 4,465 | 616 | 484 | 7,659 | 14,170 | 38 | 20,166 |
| S. 98 Mobiles | 1 | 18 | 1 | 2 | 19 | 41 | 0 | |
| S. 99 Absentee - in ED | 7 | 22 | 15 | 1 | 43 | 88 | 1 | |
| S. 100 Absentee - out of ED | 12 | 17 | 7 | 0 | 23 | 59 | 6 | |
| S. 101 Absentee - Advance | 4 | 6 | 0 | 2 | 10 | 22 | 0 | |
| S. 104 Voting in DEO office | 7 | 17 | 3 | 1 | 31 | 59 | 1 | |
| S. 106 Voting by mail | 1 | 6 | 0 | 0 | 19 | 26 | 0 | |
| Grand Totals | 978 | 4,551 | 642 | 490 | 7,804 | 14,465 | 46 | 20,166 |
| % of Valid Votes | 6.76% | 31.46% | 4.44% | 3.39% | 53.95% | | | |

(continued on next page)

Summary:

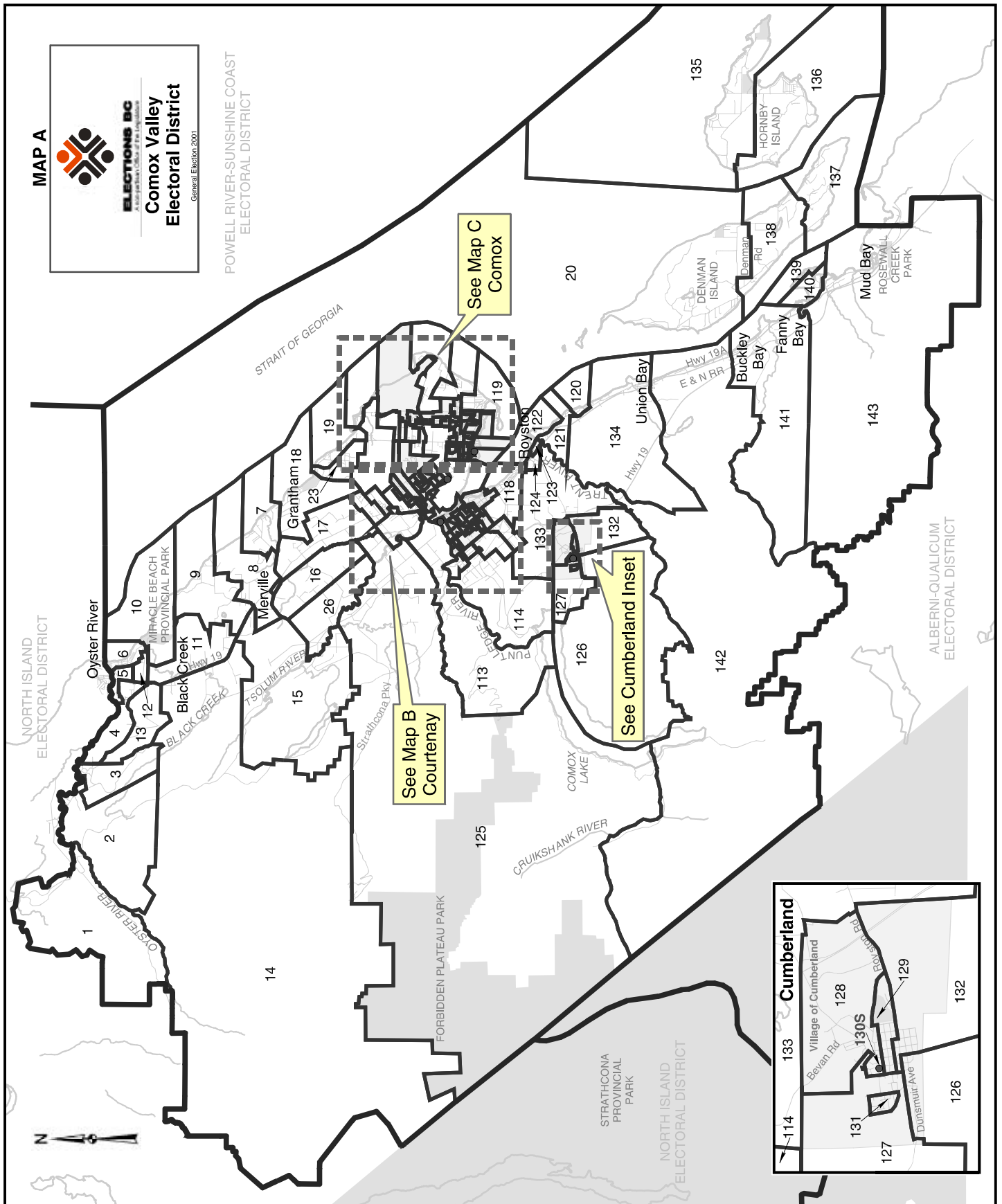
| | | | |
|---------------------------------|--------|--------|-------------------|
| Valid Votes - General & Advance | 14,170 | 97.96% | Total Valid Votes |
| S. 98 Mobiles | 41 | 0.28% | Total Valid Votes |
| S. 99 Absentee - in ED | 88 | 0.61% | Total Valid Votes |
| S. 100 Absentee - out of ED | 59 | 0.41% | Total Valid Votes |
| S. 101 Absentee - Advance | 22 | 0.15% | Total Valid Votes |
| S. 104 Voting in DEO office | 59 | 0.41% | Total Valid Votes |
| S. 106 Voting by mail | 26 | 0.18% | Total Valid Votes |

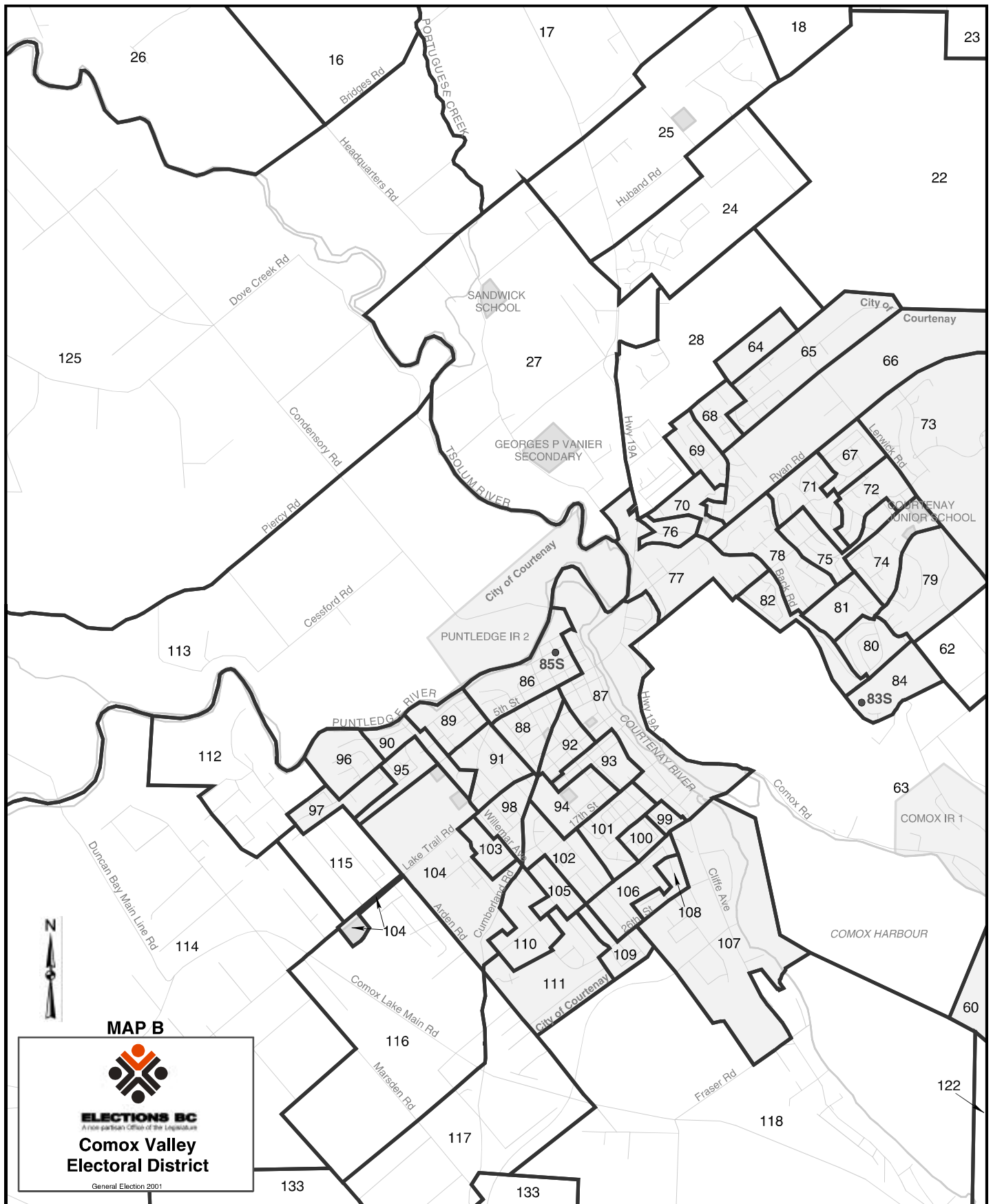
Total Valid Votes 14,465

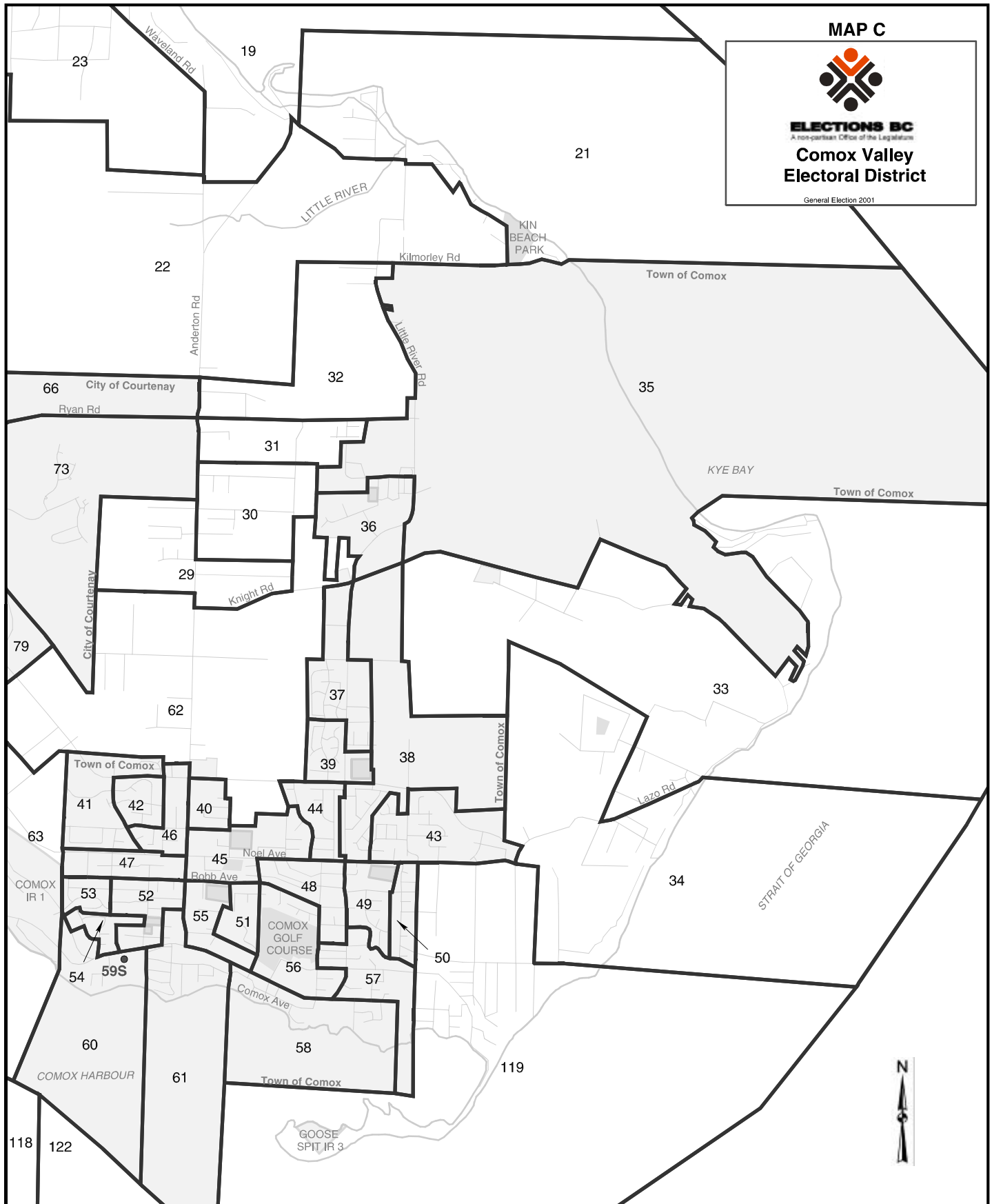
| | | | |
|-----------------------------|--------|--------|-------------------|
| Rejected Ballots | 46 | 0.32% | Ballots Cast |
| Registered Voters Who Voted | 14,511 | 71.96% | Registered Voters |

Candidate Elected: Wendy McMahon (LIB)

-
- | | |
|-------------------------------------|---|
| *1 Voting Areas 1 and 2 combined | *2 Voting Areas 11S, 12 and 13 combined |
| *3 Voting Areas 22 and 23 combined | *4 Voting Areas 27 and 28 combined |
| *5 Voting Areas 29 and 30 combined | *6 Voting Areas 35S, 38 and 39 combined |
| *7 Voting Areas 59 and 59A combined | *8 Voting Areas 71S, 90S, 91S, 92S and 93S combined |







| | Sylvain Luc Beaudoin BCM | Evelyn Gillespie NDP | Stan Hagen LIB | Pam Munroe GP | John William Robinson UPBC | Total Valid Votes | Rejected Ballots | No. of Registered Voters |
|------------------------------|--------------------------------|----------------------------|----------------------|---------------------|----------------------------------|-------------------------|---------------------|--------------------------------|
| Advance Voting | | | | | | | | |
| Comox | 20 | 116 | 689 | 111 | 17 | 953 | 2 | |
| Courtenay | 27 | 286 | 1,009 | 227 | 33 | 1,582 | 4 | |
| Cumberland | 8 | 54 | 77 | 28 | 7 | 174 | 0 | |
| General Voting | | | | | | | | |
| Voting Area | | | | | | | | |
| 1 Oyster River | 0 | 0 | 0 | 0 | 0 | 0 | 0 | 0 |
| 2 Oyster River | 8 | 28 | 62 | 21 | 2 | 121 | 0 | 174 |
| 3 Oyster River | 14 | 55 | 70 | 37 | 7 | 183 | 0 | 289 |
| 4 Oyster River | 9 | 34 | 75 | 19 | 12 | 149 | 0 | 218 |
| 5 Oyster River | 7 | 46 | 111 | 29 | 3 | 196 | 0 | 252 |
| 6 Saratoga Beach | 2 | 31 | 161 | 52 | 5 | 251 | 1 | 358 |
| 7 Kitty Coleman | 10 | 58 | 132 | 58 | 6 | 264 | 1 | 385 |
| 8 Merville | 9 | 27 | 73 | 43 | 11 | 163 | 0 | 228 |
| 9 Williams Beach | 1 | 15 | 80 | 33 | 5 | 134 | 0 | 183 |
| 10 Miracle Beach | 1 | 26 | 54 | 22 | 4 | 107 | 0 | 138 |
| 11 Black Creek | 7 | 30 | 87 | 21 | 8 | 153 | 0 | 216 |
| 12 Miracle Beach | 4 | 26 | 65 | 24 | 5 | 124 | 0 | 167 |
| 13 Black Creek | 4 | 20 | 56 | 23 | 6 | 109 | 0 | 166 |
| 14 Black Creek | 7 | 21 | 112 | 32 | 11 | 183 | 0 | 252 |
| 15 Merville | 11 | 53 | 75 | 67 | 5 | 211 | 0 | 328 |
| 16 Merville | 1 | 34 | 93 | 33 | 3 | 164 | 0 | 230 |
| 17 Courtenay Rural | 14 | 48 | 147 | 36 | 5 | 250 | 0 | 396 |
| 18 Courtenay Rural | 7 | 62 | 118 | 56 | 10 | 253 | 0 | 386 |
| 19 Courtenay Rural | 5 | 26 | 133 | 22 | 5 | 191 | 0 | 281 |
| 20 Denman Island | 2 | 63 | 69 | 120 | 3 | 257 | 0 | 365 |
| 21 Little River | 1 | 35 | 162 | 45 | 3 | 246 | 0 | 361 |
| 22 Little River | 1 | 31 | 53 | 29 | 3 | 117 | 0 | 201 |
| 23 Courtenay Rural | 1 | 23 | 77 | 16 | 7 | 124 | 0 | 179 |
| 24 Courtenay Rural | 9 | 35 | 147 | 40 | 11 | 242 | 1 | 371 |
| 25 Courtenay Rural | 6 | 37 | 110 | 35 | 6 | 194 | 0 | 290 |
| 26 Merville | 3 | 43 | 53 | 37 | 10 | 146 | 0 | 199 |
| 27 Courtenay Rural | 10 | 35 | 77 | 28 | 4 | 154 | 0 | 243 |
| 28 Courtenay Rural | 8 | 33 | 97 | 37 | 7 | 182 | 0 | 316 |
| 29 Comox Rural | 3 | 24 | 87 | 22 | 2 | 138 | 1 | 235 |
| 30 Comox Rural | 5 | 19 | 67 | 19 | 1 | 111 | 0 | 169 |
| 31 Lazo | 1 | 28 | 77 | 27 | 3 | 136 | 0 | 232 |
| 32 Lazo | 3 | 19 | 63 | 20 | 2 | 107 | 1 | 174 |
| 33 Lazo | 8 | 38 | 129 | 51 | 6 | 232 | 0 | 354 |
| 34 Comox Rural | 6 | 42 | 136 | 58 | 1 | 243 | 0 | 381 |
| 35 CFB Comox | 4 | 4 | 31 | 18 | 1 | 58 | 1 | 189 |
| 36 CFB Comox | 0 | 5 | 48 | 12 | 2 | 67 | 1 | 210 |
| 37 Comox | 2 | 33 | 147 | 21 | 1 | 204 | 0 | 309 |
| 38 Comox | 4 | 30 | 140 | 42 | 0 | 216 | 0 | 361 |
| 39 Comox | 3 | 21 | 123 | 27 | 7 | 181 | 0 | 279 |
| 40 Comox | 7 | 34 | 53 | 14 | 1 | 109 | 0 | 186 |
| 41 Comox | 4 | 45 | 120 | 19 | 0 | 188 | 1 | 289 |
| 42 Comox | 5 | 20 | 114 | 34 | 1 | 174 | 0 | 290 |
| 43 Comox | 4 | 47 | 177 | 40 | 1 | 269 | 0 | 415 |
| 44 Comox | 6 | 28 | 105 | 29 | 9 | 177 | 0 | 334 |
| 45 Comox | 6 | 43 | 147 | 40 | 10 | 246 | 0 | 392 |
| 46 Comox | 2 | 39 | 136 | 22 | 2 | 201 | 2 | 299 |
| 47 Comox | 4 | 37 | 119 | 40 | 3 | 203 | 0 | 324 |
| 48 Comox | 3 | 28 | 122 | 42 | 3 | 198 | 0 | 328 |
| 49 Comox | 2 | 41 | 118 | 27 | 5 | 193 | 0 | 326 |
| 50 Comox | 4 | 34 | 105 | 31 | 10 | 184 | 0 | 295 |
| 51 Comox | 3 | 29 | 75 | 31 | 0 | 138 | 1 | 210 |
| 52 Comox | 4 | 46 | 134 | 34 | 4 | 222 | 0 | 331 |
| 53 Comox | 3 | 26 | 75 | 33 | 3 | 140 | 0 | 201 |
| 54 Comox | 0 | 7 | 41 | 16 | 2 | 66 | 0 | 135 |
| 55 Comox | 3 | 24 | 79 | 16 | 1 | 123 | 0 | 208 |
| 56 Comox | 4 | 45 | 157 | 42 | 2 | 250 | 0 | 396 |
| 57 Comox | 1 | 26 | 158 | 43 | 3 | 231 | 0 | 342 |
| 58 Comox | 2 | 34 | 159 | 34 | 5 | 234 | 0 | 370 |
| 59S Comox | 0 | 13 | 25 | 4 | 3 | 45 | 0 | 94 |
| 60 Comox | 3 | 34 | 120 | 24 | 6 | 187 | 0 | 309 |

**Comox Valley Electoral District
Voting Results**

Statement of Votes
Elections British Columbia

| Voter Area (continued) | | Sylvain Luc Beaudoin BCM | Evelyn Gillespie NDP | Stan Hagen LIB | Pam Munroe GP | John William Robinson UPBC | Total Valid Votes | Rejected Ballots | No. of Registered Voters |
|------------------------|---------------------------------|--------------------------------|----------------------------|----------------------|---------------------|----------------------------------|-------------------------|---------------------|--------------------------------|
| 61 | Comox | 3 | 41 | 122 | 36 | 5 | 207 | 0 | 321 |
| 62 | Comox Rural | 5 | 38 | 142 | 46 | 2 | 233 | 0 | 358 |
| 63 | Courtenay/Comox Rural | 5 | 65 | 80 | 21 | 6 | 177 | 0 | 286 |
| 64 | Courtenay E. | 1 | 27 | 79 | 10 | 3 | 120 | 1 | 182 |
| 65 | Courtenay E. | 6 | 20 | 92 | 22 | 7 | 147 | 0 | 251 |
| 66 | Courtenay E. | 1 | 13 | 97 | 25 | 2 | 138 | 0 | 231 |
| 67 | Courtenay E. | 6 | 39 | 102 | 29 | 3 | 179 | 1 | 322 |
| 68 | Courtenay E. | 8 | 29 | 115 | 22 | 5 | 179 | 1 | 340 |
| 69 | Courtenay E. | 2 | 16 | 96 | 25 | 2 | 141 | 0 | 239 |
| 70 | Courtenay E. | 4 | 23 | 48 | 16 | 2 | 93 | 0 | 177 |
| 71 | Courtenay E. | 2 | 35 | 151 | 31 | 8 | 227 | 1 | 369 |
| 72 | Courtenay E. | 2 | 14 | 144 | 21 | 1 | 182 | 0 | 244 |
| 73 | Courtenay E. | 1 | 5 | 180 | 7 | 1 | 194 | 0 | 288 |
| 74 | Courtenay E. | 2 | 37 | 130 | 23 | 0 | 192 | 0 | 305 |
| 75 | Courtenay E. | 3 | 42 | 135 | 22 | 2 | 204 | 0 | 299 |
| 76 | Courtenay E. | 10 | 19 | 89 | 19 | 6 | 143 | 0 | 326 |
| 77 | Courtenay E. | 8 | 28 | 54 | 18 | 4 | 112 | 1 | 211 |
| 78 | Courtenay E. | 12 | 28 | 153 | 30 | 3 | 226 | 0 | 388 |
| 79 | Courtenay E. | 3 | 41 | 145 | 35 | 9 | 233 | 0 | 389 |
| 80 | Courtenay E. | 0 | 12 | 106 | 17 | 5 | 140 | 0 | 218 |
| 81 | Courtenay E. | 3 | 10 | 43 | 10 | 1 | 67 | 2 | 109 |
| 82 | Courtenay E *1 | 1 | 28 | 107 | 14 | 1 | 151 | 1 | 241 |
| 83S | Courtenay E *2 | 0 | 8 | 32 | 4 | 0 | 44 | 0 | 78 |
| 84 | Courtenay E *1 | - | - | - | - | - | - | - | 5 |
| 85S | Courtenay *2 | - | - | - | - | - | - | - | 23 |
| 86 | Courtenay | 12 | 39 | 74 | 63 | 3 | 191 | 0 | 341 |
| 87 | Courtenay | 6 | 35 | 80 | 48 | 3 | 172 | 0 | 306 |
| 88 | Courtenay | 3 | 12 | 39 | 11 | 0 | 65 | 0 | 146 |
| 89 | Courtenay | 3 | 35 | 48 | 33 | 5 | 124 | 0 | 212 |
| 90 | Courtenay | 2 | 17 | 64 | 24 | 3 | 110 | 0 | 198 |
| 91 | Courtenay | 5 | 52 | 97 | 26 | 5 | 185 | 0 | 337 |
| 92 | Courtenay | 0 | 13 | 44 | 14 | 4 | 75 | 2 | 155 |
| 93 | Courtenay | 4 | 28 | 46 | 20 | 2 | 100 | 2 | 183 |
| 94 | Courtenay | 5 | 19 | 45 | 15 | 4 | 88 | 1 | 166 |
| 95 | Courtenay | 2 | 25 | 56 | 39 | 6 | 128 | 0 | 215 |
| 96 | Courtenay | 6 | 16 | 53 | 25 | 2 | 102 | 0 | 169 |
| 97 | Courtenay | 5 | 25 | 111 | 23 | 8 | 172 | 0 | 323 |
| 98 | Courtenay | 9 | 28 | 73 | 38 | 3 | 151 | 0 | 318 |
| 99 | Courtenay | 12 | 16 | 31 | 17 | 2 | 78 | 0 | 181 |
| 100 | Courtenay | 5 | 18 | 62 | 13 | 0 | 98 | 0 | 156 |
| 101 | Courtenay | 9 | 39 | 89 | 32 | 10 | 179 | 1 | 336 |
| 102 | Courtenay | 7 | 49 | 95 | 32 | 5 | 188 | 4 | 335 |
| 103 | Courtenay | 7 | 26 | 31 | 15 | 7 | 86 | 0 | 173 |
| 104 | Courtenay | 10 | 42 | 89 | 22 | 8 | 171 | 0 | 332 |
| 105 | Courtenay | 8 | 37 | 69 | 7 | 2 | 123 | 0 | 221 |
| 106 | Courtenay | 5 | 33 | 130 | 15 | 8 | 191 | 1 | 298 |
| 107 | Courtenay | 3 | 32 | 79 | 29 | 6 | 149 | 1 | 234 |
| 108 | Courtenay | 2 | 41 | 71 | 16 | 2 | 132 | 0 | 207 |
| 109 | Courtenay | 1 | 19 | 49 | 17 | 2 | 88 | 0 | 200 |
| 110 | Courtenay | 3 | 41 | 96 | 29 | 4 | 173 | 0 | 285 |
| 111 | Courtenay | 6 | 29 | 63 | 26 | 1 | 125 | 0 | 217 |
| 112 | Courtenay Rural | 8 | 39 | 73 | 26 | 4 | 150 | 0 | 224 |
| 113 | Courtenay Rural | 12 | 44 | 97 | 48 | 7 | 208 | 0 | 321 |
| 114 | Courtenay Rural | 4 | 46 | 139 | 36 | 9 | 234 | 0 | 345 |
| 115 | Courtenay Rural | 2 | 17 | 50 | 14 | 3 | 86 | 0 | 135 |
| 116 | Courtenay Rural | 3 | 30 | 102 | 35 | 3 | 173 | 1 | 295 |
| 117 | Courtenay Rural | 9 | 39 | 87 | 33 | 10 | 178 | 0 | 281 |
| 118 | Courtenay Rural | 9 | 39 | 112 | 47 | 3 | 210 | 0 | 327 |
| 119 | Comox Rural | 5 | 41 | 144 | 67 | 3 | 260 | 0 | 383 |
| 120 | Royston | 3 | 23 | 93 | 23 | 5 | 147 | 0 | 209 |
| 121 | Royston | 3 | 32 | 88 | 30 | 3 | 156 | 0 | 242 |
| 122 | Royston | 4 | 50 | 123 | 51 | 8 | 236 | 0 | 341 |
| 123 | Royston | 4 | 39 | 114 | 23 | 5 | 185 | 0 | 250 |
| 124 | Royston | 2 | 21 | 48 | 24 | 1 | 96 | 0 | 134 |
| 125 | Courtenay Rural | 5 | 48 | 114 | 51 | 3 | 221 | 0 | 354 |
| 126 | Cumberland | 9 | 36 | 40 | 22 | 3 | 110 | 0 | 164 |
| 127 | Cumberland | 8 | 58 | 49 | 42 | 3 | 160 | 0 | 252 |

| Voter Area (continued) | Sylvain Luc Beaudoin BCM | Evelyn Gillespie NDP | Stan Hagen LIB | Pam Munroe GP | John William Robinson UPBC | Total Valid Votes | Rejected Ballots | No. of Registered Voters |
|---------------------------------------|--------------------------------|----------------------------|----------------------|---------------------|----------------------------------|-------------------------|---------------------|--------------------------------|
| 128 Cumberland | 19 | 56 | 103 | 62 | 3 | 243 | 0 | 355 |
| 129 Cumberland | 15 | 65 | 100 | 51 | 8 | 239 | 2 | 385 |
| 130S Cumberland | 1 | 21 | 20 | 3 | 4 | 49 | 0 | 79 |
| 131 Cumberland | 5 | 35 | 68 | 17 | 2 | 127 | 1 | 192 |
| 132 Cumberland | 13 | 45 | 54 | 42 | 2 | 156 | 0 | 245 |
| 133 Cumberland Rural | 11 | 51 | 114 | 46 | 12 | 234 | 0 | 344 |
| 134 Union Bay | 7 | 38 | 96 | 38 | 5 | 184 | 0 | 261 |
| 135 Hornby Island | 11 | 77 | 52 | 111 | 1 | 252 | 0 | 371 |
| 136 Hornby Island | 13 | 63 | 56 | 144 | 2 | 278 | 0 | 401 |
| 137 Denman Island | 1 | 52 | 42 | 59 | 1 | 155 | 0 | 216 |
| 138 Denman Island | 2 | 31 | 38 | 63 | 0 | 134 | 0 | 191 |
| 139 Fanny Bay | 6 | 39 | 83 | 26 | 1 | 155 | 0 | 216 |
| 140 Fanny Bay | 10 | 34 | 62 | 37 | 2 | 145 | 0 | 206 |
| 141 Fanny Bay | 3 | 35 | 89 | 21 | 4 | 152 | 1 | 243 |
| 142 Union Bay | 8 | 61 | 122 | 44 | 6 | 241 | 0 | 330 |
| 143 Fanny Bay | 5 | 19 | 58 | 12 | 7 | 101 | 0 | 153 |
| Sub Totals | 774 | 5,082 | 14,567 | 4,813 | 640 | 25,876 | 42 | 37,028 |
| S. 98 Mobiles | 2 | 10 | 22 | 2 | 1 | 37 | 0 | |
| S. 99 Absentee - in ED | 76 | 127 | 438 | 220 | 28 | 889 | 0 | |
| S. 100 Absentee - out of ED | 12 | 39 | 82 | 63 | 3 | 199 | 9 | |
| S. 101 Absentee - Advance | 0 | 4 | 20 | 5 | 0 | 29 | 0 | |
| S. 104 Voting in DEO office | 8 | 83 | 409 | 62 | 4 | 566 | 6 | |
| S. 106 Voting by mail | 1 | 11 | 31 | 5 | 1 | 49 | 0 | |
| Grand Totals | 873 | 5,356 | 15,569 | 5,170 | 677 | 27,645 | 57 | 37,028 |
| % of Valid Votes | 3.16% | 19.37% | 56.32% | 18.70% | 2.45% | | | |

Summary:

| | | | |
|---------------------------------|--------|--------|-------------------|
| Valid Votes - General & Advance | 25,876 | 93.60% | Total Valid Votes |
| S. 98 Mobiles | 37 | 0.13% | Total Valid Votes |
| S. 99 Absentee - in ED | 889 | 3.22% | Total Valid Votes |
| S. 100 Absentee - out of ED | 199 | 0.72% | Total Valid Votes |
| S. 101 Absentee - Advance | 29 | 0.10% | Total Valid Votes |
| S. 104 Voting in DEO office | 566 | 2.05% | Total Valid Votes |
| S. 106 Voting by mail | 49 | 0.18% | Total Valid Votes |

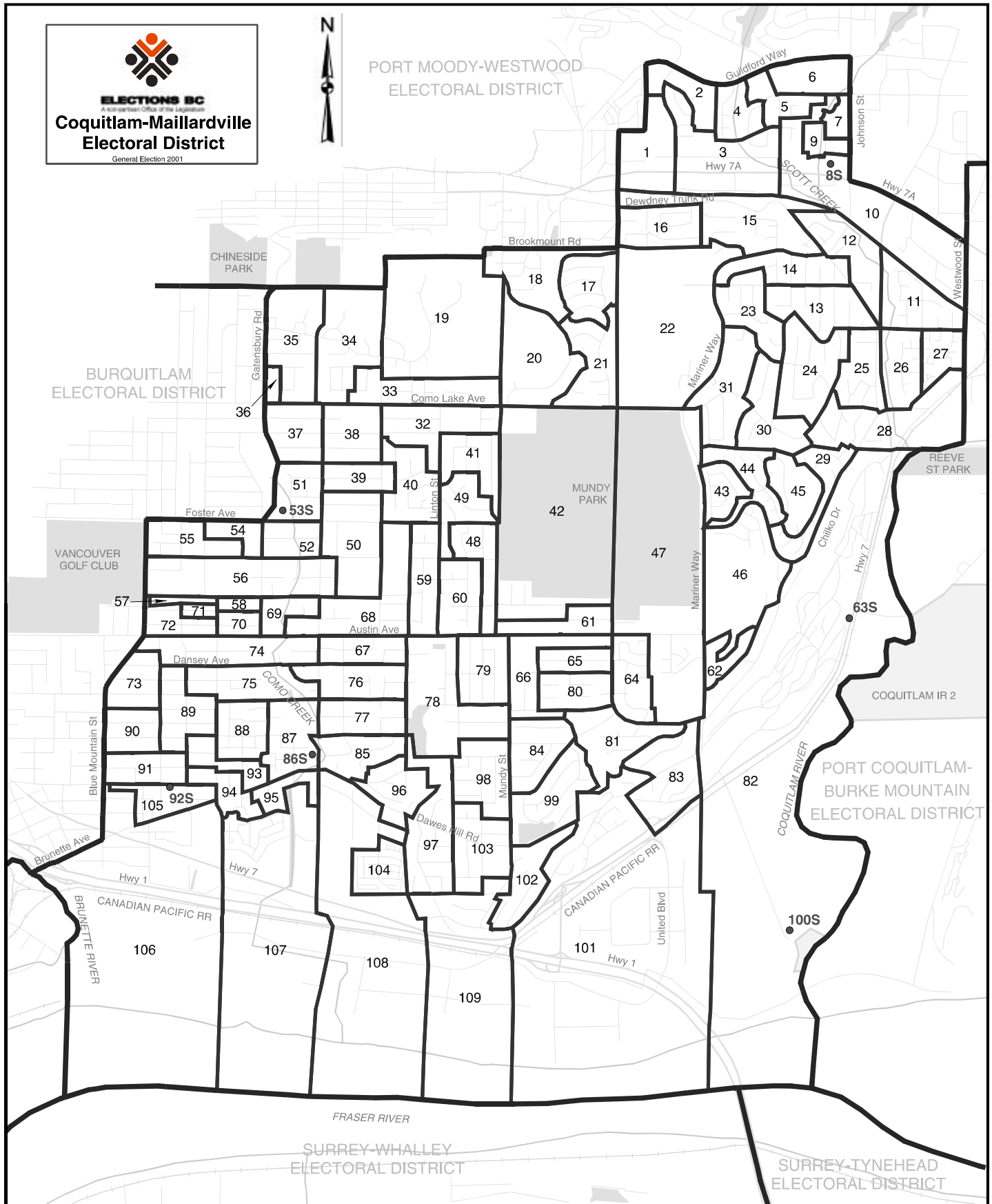
Total Valid Votes 27,645

| | | | |
|-----------------------------|--------|--------|-------------------|
| Rejected Ballots | 57 | 0.21% | Ballots Cast |
| Registered Voters Who Voted | 27,702 | 74.81% | Registered Voters |

Candidate Elected: Stan Hagen (LIB)

*1 Voting Areas 82 and 84 combined

*2 Voting Areas 83S and 85S combined



| | Tim Bonner UPBC | Paul Geddes BCM | Ken Landgraff NDP | Elly Petersen GP | Doug Stead IND | Richard Stewart LIB | Harry Warren IND | Total Valid Votes | Rejected Ballots | No. of Registered Voters |
|-------------------------------------|-----------------------|-----------------------|-------------------------|------------------------|----------------------|---------------------------|------------------------|-------------------------|---------------------|--------------------------------|
| Advance Voting | | | | | | | | | | |
| District Electoral Office | 43 | 15 | 193 | 86 | 6 | 710 | 6 | 1,059 | 3 | |
| General Voting | | | | | | | | | | |
| Voting Area | | | | | | | | | | |
| 1 | 4 | 7 | 35 | 20 | 0 | 114 | 2 | 182 | 0 | 297 |
| 2 | 3 | 7 | 38 | 32 | 2 | 121 | 1 | 204 | 0 | 295 |
| 3 | 6 | 3 | 32 | 25 | 3 | 127 | 0 | 196 | 0 | 297 |
| 4 | 8 | 3 | 33 | 43 | 0 | 104 | 0 | 191 | 2 | 290 |
| 5 | 4 | 4 | 36 | 16 | 0 | 100 | 2 | 162 | 0 | 269 |
| 6 | 4 | 3 | 26 | 14 | 2 | 46 | 0 | 95 | 0 | 137 |
| 7 | 14 | 4 | 64 | 28 | 1 | 90 | 4 | 205 | 0 | 301 |
| 8S *1 | 2 | 1 | 14 | 3 | 3 | 18 | 2 | 43 | 1 | 48 |
| 9 | 15 | 1 | 61 | 37 | 2 | 132 | 3 | 251 | 1 | 371 |
| 10 | 1 | 0 | 13 | 6 | 1 | 60 | 0 | 81 | 0 | 111 |
| 11 | 5 | 10 | 40 | 21 | 1 | 83 | 7 | 167 | 0 | 281 |
| 12 | 11 | 8 | 39 | 26 | 3 | 89 | 2 | 178 | 0 | 273 |
| 13 | 16 | 4 | 44 | 20 | 1 | 139 | 1 | 225 | 1 | 352 |
| 14 | 11 | 4 | 54 | 30 | 4 | 104 | 0 | 207 | 1 | 349 |
| 15 | 12 | 13 | 38 | 19 | 0 | 114 | 2 | 198 | 0 | 326 |
| 16 | 6 | 1 | 33 | 26 | 2 | 109 | 3 | 180 | 0 | 287 |
| 17 | 1 | 5 | 39 | 44 | 1 | 141 | 1 | 232 | 0 | 328 |
| 18 | 8 | 10 | 30 | 30 | 0 | 140 | 2 | 220 | 0 | 311 |
| 19 | 3 | 4 | 36 | 33 | 0 | 151 | 0 | 227 | 0 | 317 |
| 20 | 12 | 2 | 22 | 4 | 0 | 108 | 11 | 159 | 0 | 220 |
| 21 | 9 | 6 | 44 | 24 | 0 | 140 | 9 | 232 | 0 | 320 |
| 22 | 7 | 6 | 31 | 29 | 1 | 122 | 1 | 197 | 1 | 268 |
| 23 | 4 | 8 | 38 | 35 | 0 | 160 | 4 | 249 | 0 | 320 |
| 24 | 16 | 6 | 35 | 18 | 0 | 139 | 1 | 215 | 0 | 307 |
| 25 | 7 | 3 | 29 | 13 | 1 | 64 | 1 | 118 | 0 | 184 |
| 26 | 8 | 3 | 41 | 14 | 2 | 88 | 2 | 158 | 2 | 226 |
| 27 | 9 | 7 | 59 | 35 | 2 | 70 | 3 | 185 | 1 | 291 |
| 28 | 9 | 6 | 42 | 17 | 1 | 93 | 3 | 171 | 1 | 264 |
| 29 | 1 | 2 | 31 | 13 | 0 | 135 | 0 | 182 | 0 | 253 |
| 30 | 7 | 1 | 44 | 31 | 1 | 118 | 0 | 202 | 1 | 277 |
| 31 | 9 | 14 | 44 | 25 | 3 | 134 | 1 | 230 | 0 | 295 |
| 32 | 12 | 3 | 62 | 26 | 2 | 101 | 3 | 209 | 4 | 307 |
| 33 | 7 | 1 | 44 | 28 | 1 | 112 | 1 | 194 | 1 | 289 |
| 34 | 3 | 3 | 47 | 38 | 0 | 119 | 1 | 211 | 1 | 309 |
| 35 | 5 | 4 | 28 | 24 | 0 | 119 | 5 | 185 | 0 | 282 |
| 36 | 1 | 1 | 14 | 4 | 1 | 26 | 0 | 47 | 0 | 63 |
| 37 | 6 | 5 | 39 | 27 | 0 | 114 | 1 | 192 | 0 | 270 |
| 38 | 5 | 3 | 33 | 23 | 3 | 59 | 0 | 126 | 0 | 202 |
| 39 | 2 | 1 | 20 | 12 | 0 | 83 | 1 | 119 | 0 | 190 |
| 40 | 12 | 6 | 44 | 24 | 1 | 153 | 0 | 240 | 0 | 347 |
| 41 | 9 | 3 | 44 | 30 | 1 | 94 | 2 | 183 | 0 | 259 |
| 42 | 2 | 1 | 39 | 13 | 1 | 92 | 1 | 149 | 0 | 226 |
| 43 | 9 | 2 | 30 | 15 | 4 | 121 | 1 | 182 | 1 | 293 |
| 44 | 8 | 2 | 35 | 16 | 1 | 148 | 2 | 212 | 0 | 293 |
| 45 | 5 | 0 | 17 | 12 | 3 | 94 | 1 | 132 | 0 | 195 |
| 46 | 5 | 0 | 30 | 10 | 0 | 157 | 0 | 202 | 0 | 310 |
| 47 | 3 | 4 | 39 | 15 | 0 | 133 | 2 | 196 | 0 | 314 |
| 48 | 9 | 6 | 34 | 25 | 4 | 75 | 1 | 154 | 0 | 235 |
| 49 | 2 | 4 | 40 | 18 | 0 | 89 | 3 | 156 | 0 | 209 |
| 50 | 5 | 4 | 40 | 17 | 2 | 102 | 2 | 172 | 0 | 234 |
| 51 | 5 | 3 | 26 | 13 | 2 | 79 | 1 | 129 | 0 | 194 |
| 52 | 1 | 0 | 14 | 15 | 4 | 57 | 0 | 91 | 0 | 126 |
| 53S *1 | - | - | - | - | - | - | - | - | - | 28 |
| 54 | 4 | 2 | 16 | 9 | 0 | 38 | 1 | 70 | 0 | 108 |
| 55 | 5 | 1 | 38 | 19 | 4 | 66 | 0 | 133 | 0 | 199 |
| 56 | 9 | 4 | 43 | 29 | 1 | 78 | 2 | 166 | 0 | 239 |
| 57 | 6 | 3 | 16 | 10 | 1 | 57 | 1 | 94 | 0 | 163 |
| 58 | 12 | 5 | 36 | 29 | 2 | 50 | 0 | 134 | 1 | 214 |
| 59 | 6 | 10 | 42 | 19 | 0 | 100 | 0 | 177 | 0 | 255 |
| 60 | 3 | 2 | 37 | 22 | 0 | 97 | 1 | 162 | 0 | 246 |
| 61 | 1 | 7 | 27 | 15 | 2 | 103 | 2 | 157 | 0 | 224 |
| 62 | 9 | 8 | 44 | 23 | 2 | 115 | 2 | 203 | 2 | 298 |

Coquitlam-Maillardville Electoral District
Voting Results

Statement of Votes
Elections British Columbia

| Voter Area (continued) | Tim Bonner UPBC | Paul Geddes BCM | Ken Landgraaf NDP | Elly Petersen GP | Doug Stead IND | Richard Stewart LIB | Harry Warren IND | Total Valid Votes | Rejected Ballots | No. of Registered Voters |
|-----------------------------|--------------------|--------------------|----------------------|---------------------|-------------------|------------------------|---------------------|----------------------|---------------------|--------------------------------|
| 63S | 9 | 14 | 41 | 23 | 2 | 51 | 5 | 145 | 5 | 440 |
| 64 | 4 | 5 | 32 | 23 | 0 | 116 | 1 | 181 | 1 | 308 |
| 65 | 5 | 5 | 27 | 24 | 0 | 69 | 0 | 130 | 2 | 184 |
| 66 | 6 | 8 | 40 | 25 | 1 | 108 | 1 | 189 | 0 | 265 |
| 67 | 2 | 3 | 32 | 15 | 0 | 90 | 1 | 143 | 0 | 214 |
| 68 | 6 | 5 | 45 | 24 | 0 | 80 | 3 | 163 | 2 | 268 |
| 69 | 12 | 5 | 39 | 24 | 2 | 69 | 0 | 151 | 0 | 284 |
| 70 | 5 | 7 | 35 | 18 | 1 | 48 | 0 | 114 | 0 | 232 |
| 71 | 3 | 11 | 29 | 21 | 1 | 48 | 1 | 114 | 0 | 219 |
| 72 | 11 | 5 | 33 | 29 | 2 | 63 | 0 | 143 | 0 | 255 |
| 73 | 5 | 1 | 39 | 18 | 0 | 68 | 3 | 134 | 0 | 213 |
| 74 | 7 | 9 | 46 | 28 | 0 | 87 | 3 | 180 | 0 | 279 |
| 75 | 9 | 3 | 63 | 21 | 1 | 112 | 1 | 210 | 2 | 311 |
| 76 | 6 | 5 | 36 | 17 | 0 | 101 | 1 | 166 | 0 | 230 |
| 77 | 4 | 6 | 25 | 20 | 4 | 86 | 0 | 145 | 0 | 210 |
| 78 | 15 | 6 | 50 | 29 | 1 | 103 | 2 | 206 | 0 | 313 |
| 79 | 12 | 5 | 65 | 28 | 2 | 71 | 1 | 184 | 1 | 273 |
| 80 | 5 | 6 | 40 | 19 | 0 | 110 | 1 | 181 | 0 | 247 |
| 81 | 8 | 3 | 30 | 20 | 1 | 171 | 0 | 233 | 0 | 322 |
| 82 | 11 | 3 | 42 | 18 | 1 | 124 | 1 | 200 | 0 | 280 |
| 83 | 13 | 7 | 39 | 24 | 0 | 97 | 1 | 181 | 0 | 305 |
| 84 | 6 | 2 | 57 | 31 | 2 | 139 | 2 | 239 | 0 | 342 |
| 85 | 7 | 11 | 64 | 28 | 3 | 111 | 2 | 226 | 0 | 335 |
| 86S | 0 | 2 | 8 | 2 | 2 | 12 | 1 | 27 | 3 | 63 |
| 87 | 16 | 7 | 41 | 27 | 1 | 98 | 1 | 191 | 2 | 347 |
| 88 | 15 | 10 | 27 | 22 | 2 | 96 | 1 | 173 | 1 | 299 |
| 89 | 12 | 5 | 48 | 23 | 1 | 99 | 0 | 188 | 0 | 312 |
| 90 | 6 | 3 | 42 | 12 | 0 | 53 | 0 | 116 | 0 | 202 |
| 91 | 11 | 8 | 38 | 20 | 1 | 70 | 0 | 148 | 1 | 251 |
| 92S | 10 | 1 | 4 | 4 | 2 | 33 | 1 | 55 | 0 | 75 |
| 93 | 8 | 6 | 39 | 33 | 1 | 101 | 2 | 190 | 0 | 291 |
| 94 | 7 | 9 | 61 | 43 | 3 | 134 | 0 | 257 | 2 | 388 |
| 95 | 4 | 8 | 39 | 21 | 1 | 102 | 5 | 180 | 0 | 273 |
| 96 | 8 | 3 | 35 | 13 | 0 | 74 | 1 | 134 | 0 | 218 |
| 97 | 7 | 11 | 57 | 20 | 2 | 113 | 2 | 212 | 1 | 304 |
| 98 | 10 | 3 | 58 | 30 | 0 | 122 | 0 | 223 | 0 | 323 |
| 99 | 6 | 4 | 46 | 12 | 2 | 208 | 0 | 278 | 0 | 402 |
| 100S | 5 | 19 | 19 | 11 | 2 | 20 | 3 | 79 | 5 | 133 |
| 101 | 9 | 6 | 53 | 23 | 1 | 144 | 0 | 236 | 0 | 406 |
| 102 | 6 | 2 | 47 | 31 | 3 | 115 | 0 | 204 | 0 | 334 |
| 103 | 15 | 2 | 44 | 36 | 1 | 117 | 3 | 218 | 2 | 300 |
| 104 | 23 | 16 | 88 | 18 | 1 | 83 | 0 | 229 | 0 | 349 |
| 105 | 13 | 3 | 37 | 14 | 2 | 60 | 1 | 130 | 0 | 206 |
| 106 | 5 | 8 | 42 | 26 | 0 | 46 | 0 | 127 | 0 | 289 |
| 107 | 7 | 5 | 52 | 21 | 0 | 101 | 2 | 188 | 0 | 273 |
| 108 | 9 | 7 | 43 | 30 | 2 | 84 | 3 | 178 | 0 | 264 |
| 109 | 10 | 7 | 50 | 24 | 3 | 97 | 0 | 191 | 0 | 275 |
| Sub Totals | 839 | 559 | 4,343 | 2,440 | 142 | 11,198 | 167 | 19,688 | 55 | 28,492 |
| S. 98 Mobiles | 0 | 3 | 6 | 12 | 0 | 20 | 0 | 41 | 1 | |
| S. 99 Absentee - in ED | 4 | 5 | 16 | 20 | 0 | 81 | 1 | 127 | 6 | |
| S. 100 Absentee - out of ED | 12 | 14 | 43 | 36 | 2 | 94 | 0 | 201 | 13 | |
| S. 101 Absentee - Advance | 2 | 0 | 6 | 3 | 0 | 30 | 0 | 41 | 0 | |
| S. 104 Voting in DEO office | 4 | 2 | 23 | 10 | 0 | 111 | 2 | 152 | 0 | |
| S. 106 Voting by mail | 1 | 1 | 5 | 1 | 0 | 15 | 0 | 23 | 0 | |
| Grand Totals | 862 | 584 | 4,442 | 2,522 | 144 | 11,549 | 170 | 20,273 | 75 | 28,492 |
| % of Valid Votes | 4.25% | 2.88% | 21.90% | 12.44% | 0.72% | 56.97% | 0.84% | | | |

(continued on next page)

Summary:

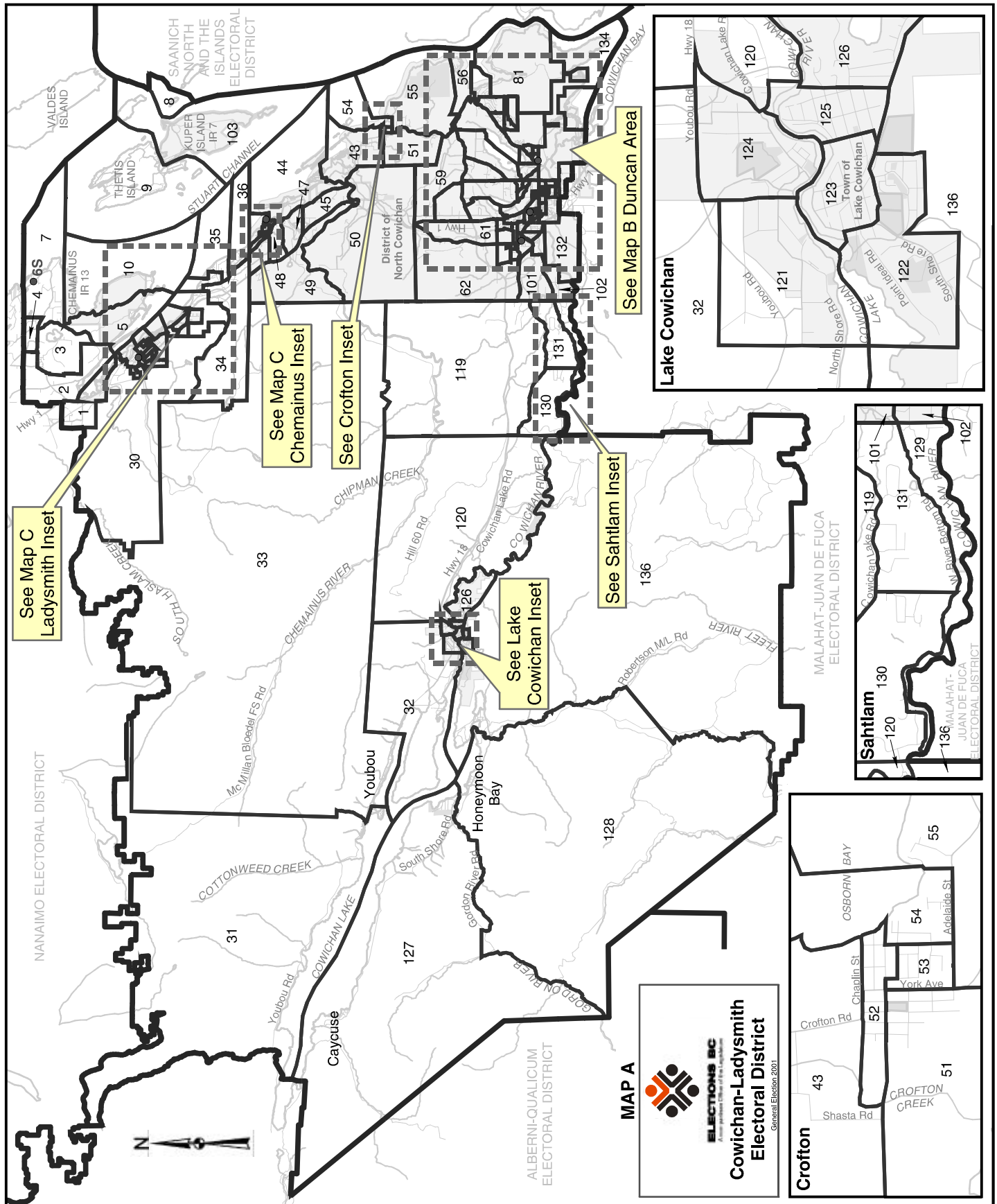
| | | | |
|---------------------------------|--------|--------|-------------------|
| Valid Votes - General & Advance | 19,688 | 97.11% | Total Valid Votes |
| S. 98 Mobiles | 41 | 0.20% | Total Valid Votes |
| S. 99 Absentee - in ED | 127 | 0.63% | Total Valid Votes |
| S. 100 Absentee - out of ED | 201 | 0.99% | Total Valid Votes |
| S. 101 Absentee - Advance | 41 | 0.20% | Total Valid Votes |
| S. 104 Voting in DEO office | 152 | 0.75% | Total Valid Votes |
| S. 106 Voting by mail | 23 | 0.12% | Total Valid Votes |

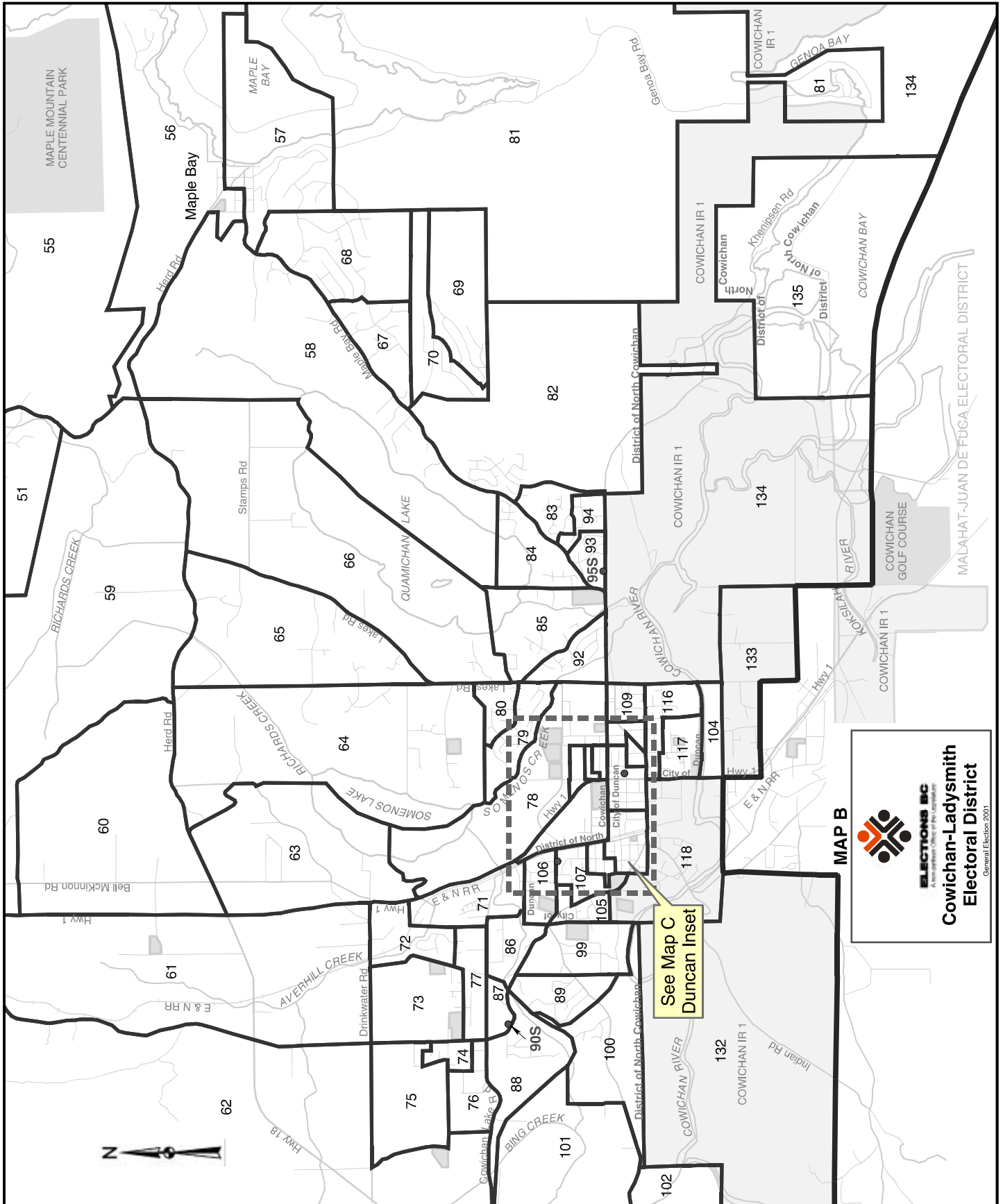
Total Valid Votes 20,273

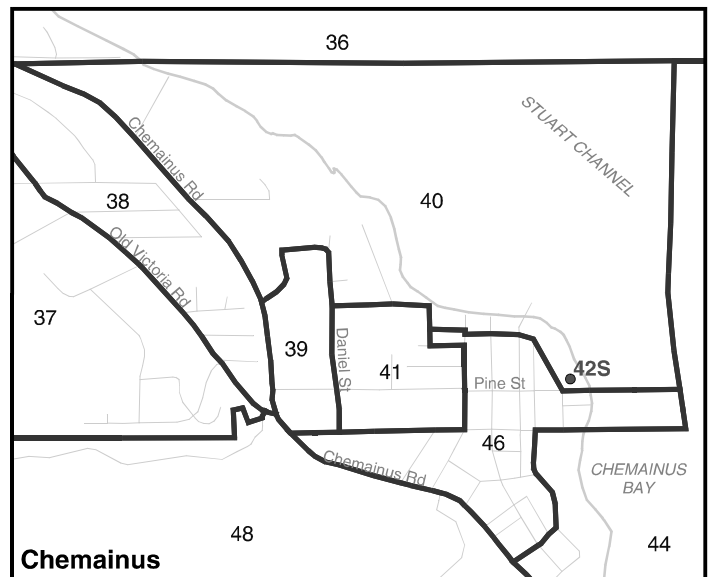
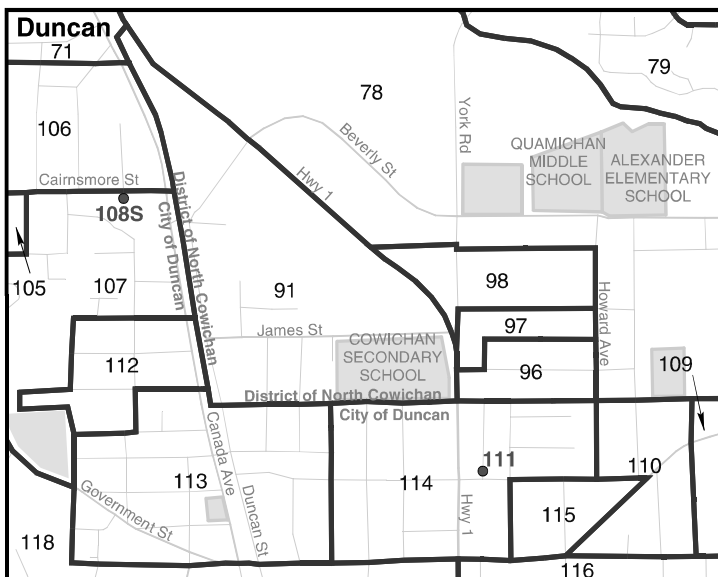
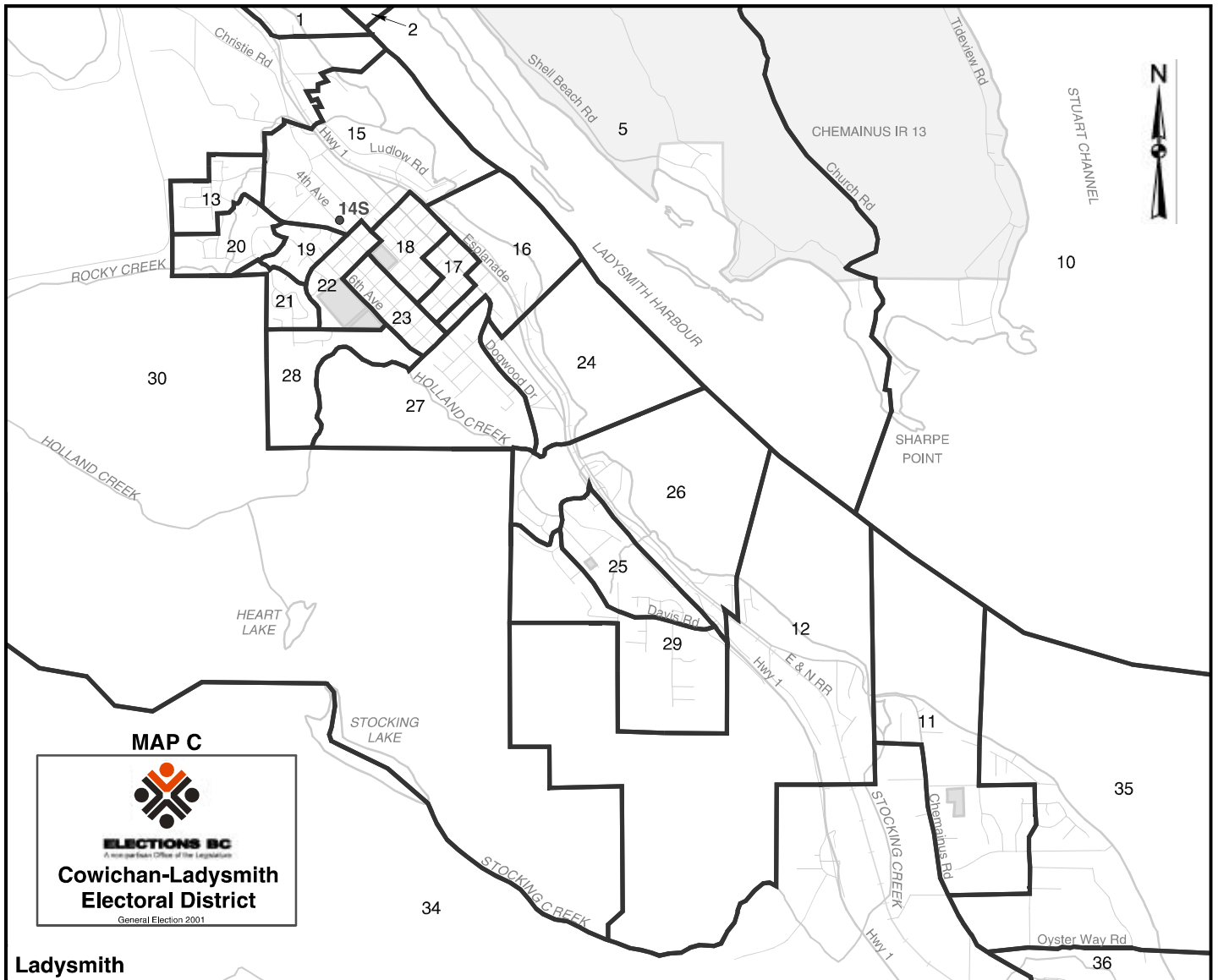
| | | | |
|-----------------------------|--------|--------|-------------------|
| Rejected Ballots | 75 | 0.37% | Ballots Cast |
| Registered Voters Who Voted | 20,348 | 71.42% | Registered Voters |

Candidate Elected: Richard Stewart (LIB)

*1 Voting Areas 8S and 53S combined







| | Graham P. Bruce LIB | Loren Duncan GP | Rob Hutchins NDP | Larry Kunz BCM | Total Valid Votes | Rejected Ballots | No. of Registered Voters |
|------------------------------|---------------------------|-----------------------|------------------------|----------------------|-------------------------|---------------------|--------------------------------|
| Advance Voting | | | | | | | |
| Duncan | 712 | 118 | 213 | 10 | 1,053 | 5 | |
| Ladysmith | 262 | 42 | 130 | 11 | 445 | 1 | |
| Lake Cowichan | 91 | 20 | 64 | 3 | 178 | 1 | |
| General Voting | | | | | | | |
| Voting Area | | | | | | | |
| 1 Ladysmith | 61 | 19 | 64 | 2 | 146 | 0 | 229 |
| 2 Ladysmith | 103 | 29 | 47 | 7 | 186 | 1 | 287 |
| 3 Ladysmith | 75 | 45 | 59 | 5 | 184 | 1 | 270 |
| 4 Ladysmith | 45 | 12 | 20 | 7 | 84 | 0 | 134 |
| 5 Ladysmith | 30 | 2 | 39 | 1 | 72 | 0 | 129 |
| 6S Ladysmith *1 | 12 | 2 | 8 | 0 | 22 | 2 | 15 |
| 7 Ladysmith | 92 | 36 | 58 | 7 | 193 | 0 | 282 |
| 8 Thetis Island *2 | - | - | - | - | - | - | 1 |
| 9 Thetis Island *2 | 104 | 42 | 40 | 7 | 193 | 0 | 246 |
| 10 Ladysmith | 33 | 3 | 52 | 0 | 88 | 1 | 212 |
| 11 Ladysmith | 152 | 30 | 78 | 16 | 276 | 2 | 369 |
| 12 Ladysmith | 134 | 22 | 64 | 5 | 225 | 0 | 323 |
| 13 Ladysmith | 69 | 23 | 55 | 2 | 149 | 0 | 211 |
| 14S Ladysmith *1 | - | - | - | - | - | - | 11 |
| 15 Ladysmith | 87 | 17 | 51 | 8 | 163 | 1 | 243 |
| 16 Ladysmith | 82 | 21 | 83 | 8 | 194 | 1 | 254 |
| 17 Ladysmith | 48 | 17 | 56 | 3 | 124 | 0 | 170 |
| 18 Ladysmith | 69 | 21 | 104 | 10 | 204 | 0 | 305 |
| 19 Ladysmith | 78 | 17 | 77 | 6 | 178 | 0 | 261 |
| 20 Ladysmith | 143 | 17 | 60 | 4 | 224 | 2 | 307 |
| 21 Ladysmith | 96 | 14 | 67 | 2 | 179 | 1 | 250 |
| 22 Ladysmith | 67 | 19 | 85 | 5 | 176 | 1 | 242 |
| 23 Ladysmith | 61 | 26 | 112 | 7 | 206 | 2 | 298 |
| 24 Ladysmith | 73 | 18 | 57 | 3 | 151 | 0 | 246 |
| 25 Ladysmith | 113 | 28 | 77 | 2 | 220 | 0 | 295 |
| 26 Ladysmith | 129 | 21 | 68 | 7 | 225 | 1 | 311 |
| 27 Ladysmith | 86 | 21 | 107 | 9 | 223 | 0 | 332 |
| 28 Ladysmith | 74 | 19 | 49 | 2 | 144 | 0 | 212 |
| 29 Ladysmith | 107 | 30 | 80 | 6 | 223 | 0 | 304 |
| 30 Ladysmith | 102 | 19 | 98 | 3 | 222 | 1 | 303 |
| 31 Youbou | 98 | 39 | 42 | 16 | 195 | 3 | 282 |
| 32 Lake Cowichan | 94 | 25 | 39 | 8 | 166 | 1 | 254 |
| 33 Youbou | 92 | 40 | 59 | 12 | 203 | 2 | 302 |
| 34 Ladysmith | 76 | 22 | 55 | 2 | 155 | 0 | 254 |
| 35 Ladysmith | 100 | 28 | 79 | 0 | 207 | 0 | 299 |
| 36 Chemainus | 123 | 18 | 70 | 9 | 220 | 2 | 290 |
| 37 Chemainus | 157 | 42 | 85 | 4 | 288 | 0 | 368 |
| 38 Chemainus | 123 | 28 | 74 | 2 | 227 | 2 | 295 |
| 39 Chemainus | 108 | 23 | 50 | 6 | 187 | 0 | 248 |
| 40 Chemainus | 86 | 12 | 34 | 6 | 138 | 1 | 181 |
| 41 Chemainus | 50 | 34 | 62 | 5 | 151 | 2 | 222 |
| 42S Chemainus *3 | - | - | - | - | - | - | 26 |
| 43 Crofton | 53 | 11 | 48 | 5 | 117 | 1 | 180 |
| 44 Chemainus | 85 | 20 | 37 | 2 | 144 | 0 | 194 |
| 45 Chemainus | 91 | 27 | 53 | 1 | 172 | 0 | 218 |
| 46 Chemainus | 121 | 38 | 110 | 10 | 279 | 2 | 373 |
| 47 Chemainus | 95 | 33 | 64 | 8 | 200 | 1 | 281 |
| 48 Chemainus | 90 | 16 | 33 | 5 | 144 | 0 | 205 |
| 49 Chemainus | 72 | 20 | 34 | 2 | 128 | 0 | 177 |
| 50 Crofton | 108 | 29 | 69 | 8 | 214 | 0 | 324 |
| 51 Crofton | 89 | 30 | 76 | 7 | 202 | 0 | 291 |
| 52 Crofton | 73 | 20 | 37 | 5 | 135 | 1 | 197 |
| 53 Crofton | 63 | 29 | 34 | 7 | 133 | 0 | 214 |
| 54 Crofton | 86 | 31 | 48 | 5 | 170 | 1 | 219 |
| 55 Crofton | 138 | 27 | 90 | 1 | 256 | 4 | 354 |
| 56 Duncan | 109 | 22 | 72 | 5 | 208 | 0 | 293 |
| 57 Duncan | 137 | 35 | 59 | 1 | 232 | 0 | 330 |
| 58 Duncan | 133 | 24 | 33 | 4 | 194 | 0 | 286 |
| 59 Duncan | 85 | 29 | 50 | 5 | 169 | 1 | 254 |
| 60 Duncan | 69 | 18 | 41 | 1 | 129 | 0 | 184 |

**Cowichan-Ladysmith Electoral District
Voting Results**

Statement of Votes
Elections British Columbia

| Voting Area (continued) | | Graham P. Bruce LIB | Loren Duncan GP | Rob Hutchins NDP | Larry Kunz BCM | Total Valid Votes | Rejected Ballots | No. of Registered Voters |
|-------------------------|---------------|---------------------------|-----------------------|------------------------|----------------------|-------------------------|---------------------|--------------------------------|
| 61 | Duncan | 98 | 25 | 39 | 3 | 165 | 1 | 242 |
| 62 | Duncan | 83 | 33 | 45 | 3 | 164 | 1 | 244 |
| 63 | Duncan | 100 | 34 | 64 | 1 | 199 | 1 | 284 |
| 64 | Duncan | 157 | 27 | 65 | 1 | 250 | 3 | 340 |
| 65 | Duncan | 187 | 19 | 52 | 0 | 258 | 0 | 339 |
| 66 | Duncan | 133 | 21 | 41 | 1 | 196 | 2 | 256 |
| 67 | Duncan | 125 | 23 | 32 | 0 | 180 | 1 | 246 |
| 68 | Duncan | 205 | 20 | 74 | 3 | 302 | 0 | 401 |
| 69 | Duncan | 135 | 20 | 30 | 2 | 187 | 0 | 280 |
| 70 | Duncan | 116 | 14 | 33 | 1 | 164 | 0 | 230 |
| 71 | Duncan | 93 | 36 | 57 | 2 | 188 | 0 | 292 |
| 72 | Duncan | 50 | 21 | 57 | 2 | 130 | 0 | 187 |
| 73 | Duncan | 60 | 23 | 61 | 3 | 147 | 0 | 202 |
| 74 | Duncan | 58 | 14 | 70 | 2 | 144 | 1 | 204 |
| 75 | Duncan | 42 | 6 | 47 | 2 | 97 | 0 | 174 |
| 76 | Duncan | 58 | 29 | 46 | 2 | 135 | 0 | 216 |
| 77 | Duncan | 133 | 39 | 98 | 7 | 277 | 2 | 413 |
| 78 | Duncan | 63 | 18 | 50 | 3 | 134 | 1 | 246 |
| 79 | Duncan | 110 | 10 | 50 | 3 | 173 | 0 | 239 |
| 80 | Duncan | 77 | 9 | 42 | 2 | 130 | 0 | 166 |
| 81 | Duncan | 96 | 31 | 25 | 2 | 154 | 1 | 203 |
| 82 | Duncan | 135 | 22 | 53 | 4 | 214 | 0 | 317 |
| 83 | Duncan | 114 | 12 | 49 | 2 | 177 | 0 | 253 |
| 84 | Duncan | 117 | 15 | 36 | 1 | 169 | 0 | 269 |
| 85 | Duncan | 102 | 21 | 33 | 0 | 156 | 0 | 236 |
| 86 | Duncan | 88 | 23 | 67 | 3 | 181 | 0 | 295 |
| 87 | Duncan | 55 | 22 | 33 | 9 | 119 | 2 | 201 |
| 88 | Duncan | 92 | 27 | 34 | 2 | 155 | 0 | 281 |
| 89 | Duncan | 139 | 36 | 67 | 3 | 245 | 0 | 360 |
| 90S | Duncan *3 | - | - | - | - | - | - | 2 |
| 91 | Duncan | 25 | 9 | 12 | 1 | 47 | 0 | 74 |
| 92 | Duncan | 161 | 30 | 63 | 3 | 257 | 0 | 367 |
| 93 | Duncan | 56 | 15 | 33 | 0 | 104 | 0 | 143 |
| 94 | Duncan | 122 | 21 | 47 | 3 | 193 | 0 | 242 |
| 95S | Duncan | 26 | 7 | 6 | 0 | 39 | 1 | 65 |
| 96 | Duncan | 44 | 12 | 30 | 1 | 87 | 1 | 208 |
| 97 | Duncan | 27 | 9 | 13 | 2 | 51 | 0 | 91 |
| 98 | Duncan | 36 | 20 | 25 | 1 | 82 | 0 | 187 |
| 99 | Duncan | 105 | 26 | 57 | 3 | 191 | 2 | 311 |
| 100 | Duncan | 75 | 21 | 58 | 5 | 159 | 0 | 255 |
| 101 | Duncan | 110 | 39 | 82 | 3 | 234 | 1 | 355 |
| 102 | Duncan | 69 | 23 | 50 | 1 | 143 | 1 | 194 |
| 103 | Kuper Island | 0 | 0 | 65 | 2 | 67 | 0 | 104 |
| 104 | Duncan | 64 | 30 | 46 | 0 | 140 | 2 | 238 |
| 105 | Duncan | 110 | 25 | 46 | 0 | 181 | 0 | 269 |
| 106 | Duncan | 71 | 23 | 65 | 3 | 162 | 0 | 269 |
| 107 | Duncan | 58 | 26 | 39 | 5 | 128 | 0 | 198 |
| 108S | Duncan *3 | 34 | 6 | 11 | 1 | 52 | 1 | 27 |
| 109 | Duncan | 86 | 22 | 51 | 6 | 165 | 1 | 275 |
| 110 | Duncan | 71 | 8 | 49 | 6 | 134 | 0 | 220 |
| 111 | Duncan | 0 | 0 | 0 | 0 | 0 | 0 | 0 |
| 112 | Duncan | 105 | 15 | 56 | 0 | 176 | 2 | 311 |
| 113 | Duncan | 92 | 15 | 57 | 3 | 167 | 1 | 254 |
| 114 | Duncan | 64 | 15 | 45 | 5 | 129 | 0 | 222 |
| 115 | Duncan | 55 | 15 | 31 | 2 | 103 | 0 | 184 |
| 116 | Duncan | 105 | 44 | 59 | 2 | 210 | 1 | 338 |
| 117 | Duncan | 118 | 14 | 54 | 1 | 187 | 0 | 326 |
| 118 | Duncan | 1 | 7 | 41 | 0 | 49 | 0 | 84 |
| 119 | Duncan | 100 | 44 | 51 | 6 | 201 | 1 | 296 |
| 120 | Lake Cowichan | 99 | 42 | 76 | 14 | 231 | 3 | 351 |
| 121 | Lake Cowichan | 132 | 27 | 96 | 3 | 258 | 0 | 369 |
| 122 | Lake Cowichan | 61 | 13 | 59 | 4 | 137 | 0 | 232 |
| 123 | Lake Cowichan | 58 | 24 | 82 | 12 | 176 | 1 | 287 |
| 124 | Lake Cowichan | 77 | 28 | 70 | 10 | 185 | 0 | 284 |
| 125 | Lake Cowichan | 81 | 25 | 59 | 12 | 177 | 0 | 300 |
| 126 | Lake Cowichan | 95 | 28 | 60 | 8 | 191 | 0 | 284 |
| 127 | Honeymoon Bay | 46 | 18 | 43 | 7 | 114 | 0 | 150 |

| Voting Area (continued) | Graham P. Bruce LIB | Loren Duncan GP | Rob Hutchins NDP | Larry Kunz BCM | Total Valid Votes | Rejected Ballots | No. of Registered Voters |
|---------------------------------------|------------------------|--------------------|---------------------|-------------------|----------------------|---------------------|--------------------------------|
| 128 Honeymoon Bay | 64 | 25 | 31 | 3 | 123 | 0 | 181 |
| 129 Duncan | 32 | 18 | 19 | 4 | 73 | 0 | 108 |
| 130 Duncan | 60 | 25 | 33 | 4 | 122 | 0 | 170 |
| 131 Duncan *4 | 86 | 28 | 70 | 8 | 192 | 1 | 222 |
| 132 Duncan *4 | - | - | - | - | - | - | 37 |
| 133 Duncan | 16 | 4 | 62 | 2 | 84 | 0 | 147 |
| 134 Duncan *5 | 54 | 13 | 91 | 2 | 160 | 0 | 153 |
| 135 Duncan *5 | - | - | - | - | - | - | 57 |
| 136 Honeymoon Bay | 48 | 35 | 21 | 2 | 106 | 0 | 151 |
| Sub Totals | 12,214 | 3,084 | 7,423 | 549 | 23,270 | 84 | 31,855 |
| S. 98 Mobiles | 28 | 4 | 16 | 4 | 52 | 1 | |
| S. 99 Absentee - in ED | 210 | 111 | 230 | 31 | 582 | 5 | |
| S. 100 Absentee - out of ED | 59 | 19 | 30 | 10 | 118 | 6 | |
| S. 101 Absentee - Advance | 12 | 3 | 7 | 1 | 23 | 0 | |
| S. 104 Voting in DEO office. | 157 | 26 | 69 | 2 | 254 | 0 | |
| S. 106 Voting by mail | 27 | 3 | 8 | 0 | 38 | 3 | |
| Grand Totals | 12,707 | 3,250 | 7,783 | 597 | 24,337 | 99 | 31,855 |
| % of Valid Votes | 52.21% | 13.35% | 31.98% | 2.46% | | | |

Summary:

| | | | |
|---------------------------------|---------------|--------|-------------------|
| Valid Votes - General & Advance | 23,270 | 95.62% | Total Valid Votes |
| S. 98 Mobiles | 52 | 0.21% | Total Valid Votes |
| S. 99 Absentee - in ED | 582 | 2.39% | Total Valid Votes |
| S. 100 Absentee - out of ED | 118 | 0.48% | Total Valid Votes |
| S. 101 Absentee - Advance | 23 | 0.09% | Total Valid Votes |
| S. 104 Voting in DEO office | 254 | 1.04% | Total Valid Votes |
| S. 106 Voting by mail | 38 | 0.17% | Total Valid Votes |
| Total Valid Votes | 24,337 | | |
| Rejected Ballots | 99 | 0.41% | Ballots Cast |
| Registered Voters Who Voted | 24,436 | 76.71% | Registered Voters |

Candidate Elected: Graham P. Bruce (LIB)

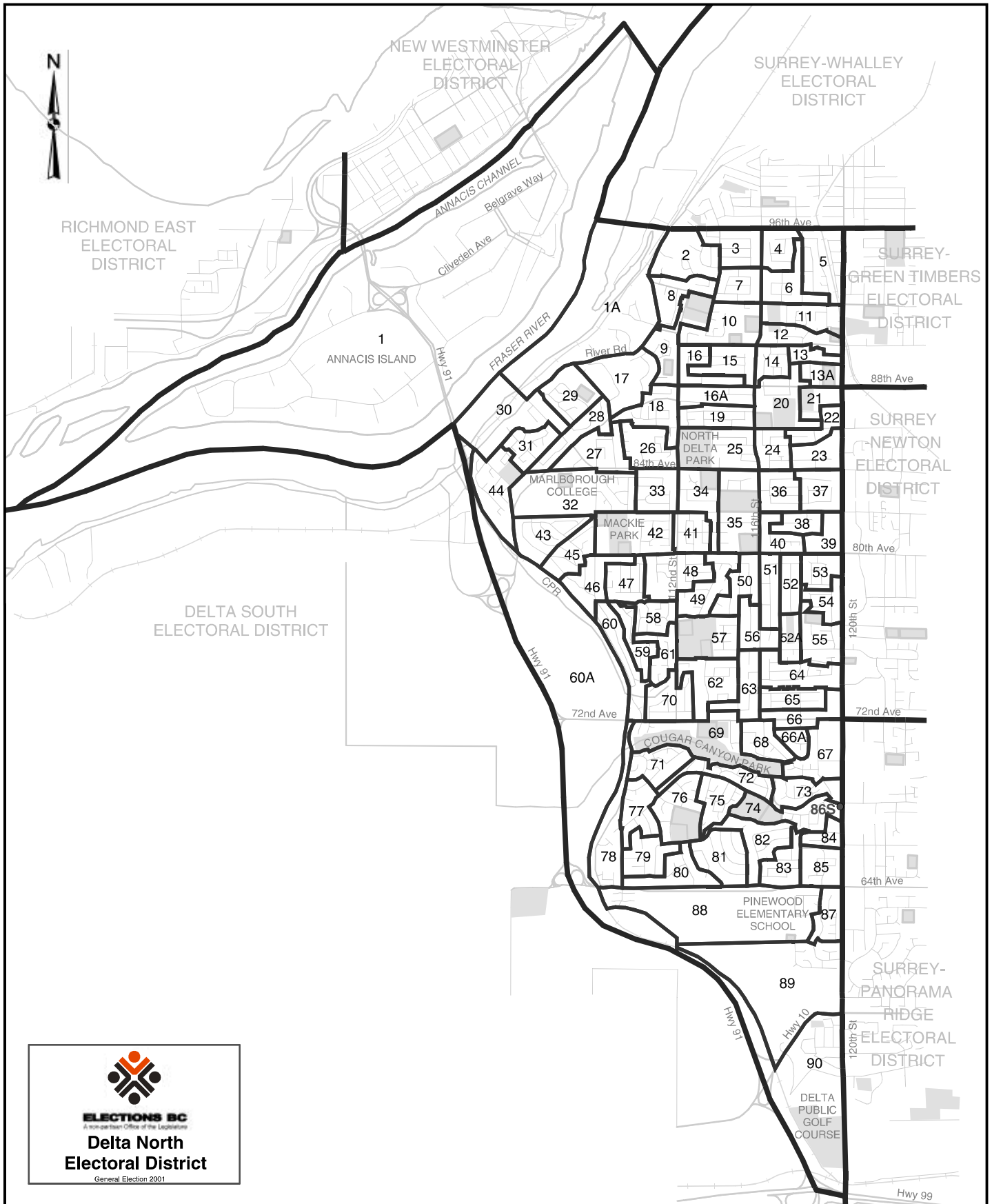
*1 Voting Areas 6S and 14S combined

*2 Voting Areas 8 and 9 combined

*3 Voting Areas 42S, 90S and 108S combined

*4 Voting Areas 131 and 132 combined

*5 Voting Areas 134 and 135 combined



| | Iain Gillfillan BCM | John Hague GP | Norm Lortie NDP | Reni Masi LIB | Dario Todorovic UPBC | Total Valid Votes | Rejected Ballots | No. of Registered Voters |
|---|---------------------------|---------------------|-----------------------|---------------------|----------------------------|-------------------------|---------------------|--------------------------------|
| Advance Voting | | | | | | | | |
| North Delta Evangelical Free Church | 10 | 98 | 166 | 719 | 38 | 1,031 | 4 | |
| General Voting | | | | | | | | |
| Voting Area | | | | | | | | |
| 1 | 0 | 0 | 0 | 0 | 0 | 0 | 0 | 5 |
| 1A | 13 | 26 | 39 | 167 | 4 | 249 | 0 | 343 |
| 2 | 5 | 31 | 36 | 110 | 18 | 200 | 1 | 306 |
| 3 | 6 | 34 | 42 | 114 | 11 | 207 | 1 | 310 |
| 4 | 9 | 26 | 41 | 105 | 7 | 188 | 1 | 280 |
| 5 | 14 | 28 | 38 | 105 | 10 | 195 | 0 | 291 |
| 6 | 6 | 17 | 66 | 116 | 6 | 211 | 0 | 348 |
| 7 | 12 | 33 | 35 | 113 | 16 | 209 | 2 | 301 |
| 8 | 6 | 45 | 43 | 99 | 13 | 206 | 0 | 322 |
| 9 | 8 | 27 | 41 | 106 | 10 | 192 | 0 | 269 |
| 10 | 12 | 29 | 45 | 120 | 9 | 215 | 0 | 346 |
| 11 | 4 | 21 | 46 | 114 | 11 | 196 | 0 | 316 |
| 12 | 4 | 25 | 45 | 116 | 13 | 203 | 1 | 297 |
| 13 | 8 | 16 | 14 | 51 | 11 | 100 | 2 | 182 |
| 13A | 0 | 9 | 20 | 88 | 11 | 128 | 2 | 199 |
| 14 | 2 | 15 | 45 | 99 | 9 | 170 | 0 | 254 |
| 15 | 3 | 27 | 54 | 122 | 20 | 226 | 2 | 371 |
| 16 | 5 | 20 | 42 | 96 | 11 | 174 | 1 | 266 |
| 16A | 2 | 14 | 29 | 41 | 11 | 97 | 0 | 164 |
| 17 | 9 | 37 | 36 | 118 | 17 | 217 | 0 | 282 |
| 18 | 4 | 23 | 50 | 95 | 16 | 188 | 0 | 304 |
| 19 | 7 | 28 | 67 | 113 | 15 | 230 | 1 | 334 |
| 20 | 8 | 25 | 64 | 95 | 8 | 200 | 0 | 331 |
| 21 | 2 | 10 | 24 | 72 | 10 | 118 | 2 | 253 |
| 22 | 9 | 16 | 40 | 89 | 7 | 161 | 0 | 237 |
| 23 | 2 | 12 | 31 | 92 | 11 | 148 | 0 | 262 |
| 24 | 5 | 27 | 45 | 107 | 7 | 191 | 1 | 257 |
| 25 | 5 | 25 | 49 | 115 | 10 | 204 | 0 | 322 |
| 26 | 6 | 32 | 36 | 117 | 12 | 203 | 0 | 297 |
| 27 | 2 | 24 | 41 | 68 | 6 | 141 | 0 | 230 |
| 28 | 6 | 27 | 41 | 144 | 7 | 225 | 1 | 334 |
| 29 | 10 | 43 | 27 | 132 | 7 | 219 | 0 | 315 |
| 30 | 9 | 40 | 42 | 112 | 4 | 207 | 0 | 325 |
| 31 | 6 | 27 | 30 | 121 | 5 | 189 | 0 | 266 |
| 32 | 4 | 25 | 41 | 91 | 21 | 182 | 0 | 293 |
| 33 | 8 | 29 | 42 | 116 | 17 | 212 | 1 | 329 |
| 34 | 6 | 36 | 49 | 99 | 16 | 206 | 0 | 283 |
| 35 | 10 | 15 | 42 | 115 | 17 | 199 | 3 | 308 |
| 36 | 4 | 15 | 45 | 106 | 3 | 173 | 0 | 292 |
| 37 | 4 | 33 | 46 | 103 | 9 | 195 | 2 | 320 |
| 38 | 2 | 31 | 36 | 79 | 2 | 150 | 0 | 238 |
| 39 | 5 | 24 | 25 | 59 | 2 | 115 | 0 | 243 |
| 40 | 8 | 18 | 38 | 92 | 8 | 164 | 3 | 258 |
| 41 | 5 | 21 | 45 | 110 | 18 | 199 | 0 | 294 |
| 42 | 9 | 43 | 42 | 110 | 11 | 215 | 1 | 316 |
| 43 | 7 | 42 | 34 | 174 | 14 | 271 | 0 | 362 |
| 44 | 8 | 24 | 63 | 108 | 11 | 214 | 0 | 352 |
| 45 | 8 | 34 | 47 | 146 | 8 | 243 | 0 | 310 |
| 46 | 7 | 33 | 33 | 104 | 11 | 188 | 0 | 271 |
| 47 | 5 | 32 | 39 | 141 | 10 | 227 | 1 | 317 |
| 48 | 7 | 20 | 44 | 119 | 23 | 213 | 2 | 330 |
| 49 | 2 | 28 | 60 | 135 | 6 | 231 | 0 | 350 |
| 50 | 8 | 20 | 61 | 124 | 8 | 221 | 0 | 336 |
| 51 | 4 | 15 | 37 | 83 | 6 | 145 | 0 | 267 |
| 52 | 6 | 22 | 52 | 95 | 9 | 184 | 2 | 258 |
| 52A | 1 | 13 | 18 | 44 | 7 | 83 | 1 | 144 |
| 53 | 2 | 18 | 49 | 127 | 15 | 211 | 1 | 330 |
| 54 | 6 | 33 | 33 | 116 | 13 | 201 | 3 | 322 |
| 55 | 9 | 36 | 52 | 96 | 5 | 198 | 1 | 301 |
| 56 | 5 | 20 | 33 | 76 | 12 | 146 | 0 | 267 |
| 57 | 11 | 29 | 51 | 91 | 6 | 188 | 0 | 290 |
| 58 | 2 | 42 | 27 | 178 | 6 | 255 | 2 | 345 |

**Delta North Electoral District
Voting Results**

Statement of Votes
Elections British Columbia

| Voting Area (continued) | Iain Gillfillan BCM | John Hague GP | Norm Lortie NDP | Reni Masi LIB | Dario Todorovic UPBC | Total Valid Votes | Rejected Ballots | No. of Registered Voters |
|-----------------------------|---------------------------|---------------------|-----------------------|---------------------|----------------------------|-------------------------|---------------------|--------------------------------|
| 59 | 3 | 29 | 24 | 157 | 17 | 230 | 0 | 330 |
| 60 | 4 | 44 | 40 | 106 | 12 | 206 | 1 | 295 |
| 60A | 0 | 0 | 0 | 0 | 0 | 0 | 0 | 0 |
| 61 | 6 | 19 | 44 | 137 | 15 | 221 | 0 | 308 |
| 62 | 3 | 28 | 54 | 124 | 11 | 220 | 1 | 331 |
| 63 | 6 | 19 | 30 | 141 | 21 | 217 | 1 | 322 |
| 64 | 4 | 26 | 41 | 106 | 9 | 186 | 2 | 319 |
| 65 | 4 | 27 | 42 | 120 | 10 | 203 | 0 | 294 |
| 66 | 7 | 12 | 25 | 60 | 8 | 112 | 2 | 198 |
| 66A | 2 | 6 | 20 | 64 | 6 | 98 | 0 | 159 |
| 67 | 1 | 16 | 27 | 86 | 6 | 136 | 0 | 225 |
| 68 | 4 | 32 | 47 | 110 | 13 | 206 | 1 | 318 |
| 69 | 10 | 28 | 38 | 86 | 14 | 176 | 0 | 270 |
| 70 | 6 | 29 | 52 | 118 | 15 | 220 | 1 | 337 |
| 71 | 2 | 17 | 39 | 177 | 12 | 247 | 0 | 336 |
| 72 | 2 | 14 | 18 | 189 | 10 | 233 | 0 | 325 |
| 73 | 4 | 29 | 24 | 133 | 2 | 192 | 0 | 288 |
| 74 | 2 | 15 | 20 | 103 | 4 | 144 | 0 | 212 |
| 75 | 6 | 11 | 17 | 146 | 5 | 185 | 0 | 266 |
| 76 | 7 | 20 | 14 | 182 | 4 | 227 | 0 | 292 |
| 77 | 3 | 24 | 24 | 147 | 8 | 206 | 0 | 299 |
| 78 | 6 | 35 | 30 | 113 | 8 | 192 | 1 | 283 |
| 79 | 5 | 36 | 12 | 160 | 7 | 220 | 0 | 303 |
| 80 | 10 | 30 | 30 | 156 | 8 | 234 | 1 | 327 |
| 81 | 4 | 22 | 18 | 170 | 5 | 219 | 1 | 299 |
| 82 | 5 | 14 | 10 | 185 | 3 | 217 | 0 | 311 |
| 83 | 4 | 23 | 18 | 136 | 5 | 186 | 1 | 294 |
| 84 | 2 | 17 | 22 | 109 | 12 | 162 | 0 | 240 |
| 85 | 0 | 10 | 23 | 175 | 3 | 211 | 0 | 311 |
| 86S *1 | - | - | - | - | - | - | - | 29 |
| 87 *1 | 1 | 29 | 38 | 167 | 13 | 248 | 0 | 310 |
| 88 | 6 | 19 | 26 | 177 | 7 | 235 | 0 | 325 |
| 89 | 1 | 33 | 26 | 201 | 14 | 275 | 1 | 372 |
| 90 | 5 | 27 | 16 | 115 | 8 | 171 | 1 | 240 |
| Sub Totals | 517 | 2,428 | 3,603 | 11,584 | 970 | 19,102 | 60 | 27,213 |
| S. 98 Mobiles | 1 | 1 | 6 | 13 | 0 | 21 | 0 | |
| S. 99 Absentee - in ED | 12 | 36 | 74 | 136 | 8 | 266 | 8 | |
| S. 100 Absentee - out of ED | 10 | 19 | 13 | 35 | 4 | 81 | 11 | |
| S. 101 Absentee - Advance | 2 | 6 | 4 | 9 | 0 | 21 | 1 | |
| S. 104 Voting in DEO office | 1 | 11 | 33 | 134 | 5 | 184 | 4 | |
| S. 106 Voting by mail | 0 | 3 | 1 | 8 | 0 | 12 | 0 | |
| Grand Totals | 543 | 2,504 | 3,734 | 11,919 | 987 | 19,687 | 84 | 27,213 |
| % of Valid Votes | 2.76% | 12.72% | 18.97% | 60.54% | 5.01% | | | |

(continued on next page)

Summary:

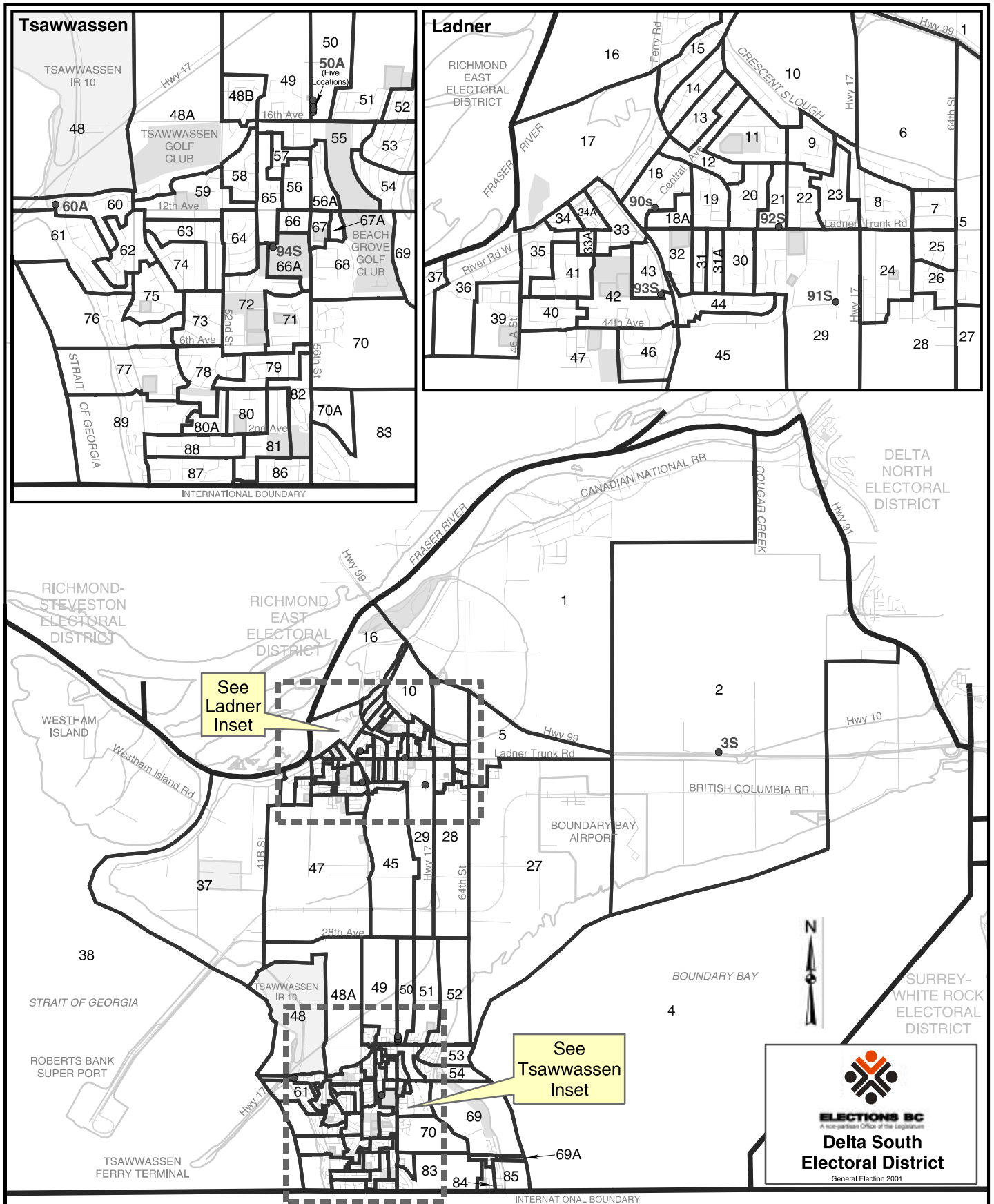
| | | | |
|---------------------------------|--------|--------|-------------------|
| Valid Votes - General & Advance | 19,102 | 97.03% | Total Valid Votes |
| S. 98 Mobiles | 21 | 0.11% | Total Valid Votes |
| S. 99 Absentee - in ED | 266 | 1.35% | Total Valid Votes |
| S. 100 Absentee - out of ED | 81 | 0.41% | Total Valid Votes |
| S. 101 Absentee - Advance | 21 | 0.11% | Total Valid Votes |
| S. 104 Voting in DEO office | 184 | 0.93% | Total Valid Votes |
| S. 106 Voting by mail | 12 | 0.06% | Total Valid Votes |

Total Valid Votes 19,687

| | | | |
|-----------------------------|--------|--------|-------------------|
| Rejected Ballots | 84 | 0.43% | Ballots Cast |
| Registered Voters Who Voted | 19,771 | 72.65% | Registered Voters |

Candidate Elected: Reni Masi (LIB)

*1 Voting Areas 86S and 87 combined



| | Ruth Mary Adams NDP | Paul Dhillon IND | Justin P. Goodrich UPBC | Mike Hansen BCM | Rob La Belle GP | George Mann IND | Val Roddick LIB | Total Valid Votes | Rejected Ballots | No. of Registered Voters |
|-------------------------------------|---------------------------|------------------------|-------------------------------|-----------------------|-----------------------|-----------------------|-----------------------|-------------------------|---------------------|--------------------------------|
| Advance Voting | | | | | | | | | | |
| Delta Pioneer Library. | 68 | 6 | 37 | 11 | 121 | 4 | 544 | 791 | 1 | |
| South Delta Baptist Church. | 44 | 3 | 32 | 12 | 87 | 2 | 667 | 847 | 1 | |
| General Voting | | | | | | | | | | |
| Voting Area | | | | | | | | | | |
| 1 | 1 | 0 | 0 | 1 | 4 | 0 | 72 | 78 | 0 | 135 |
| 2 | 16 | 1 | 7 | 3 | 6 | 0 | 96 | 129 | 0 | 192 |
| 3S *1 | - | - | - | - | - | - | - | - | - | 27 |
| 4 | 0 | 0 | 5 | 1 | 4 | 0 | 44 | 54 | 0 | 89 |
| 5 | 37 | 2 | 9 | 2 | 28 | 0 | 100 | 178 | 1 | 369 |
| 6 | 25 | 0 | 7 | 2 | 18 | 1 | 158 | 211 | 1 | 295 |
| 7 | 26 | 2 | 9 | 2 | 22 | 1 | 164 | 226 | 0 | 312 |
| 8 | 43 | 2 | 8 | 6 | 33 | 2 | 126 | 220 | 1 | 360 |
| 9 | 21 | 0 | 3 | 6 | 32 | 1 | 108 | 171 | 0 | 270 |
| 10 | 11 | 1 | 12 | 9 | 29 | 2 | 124 | 188 | 1 | 275 |
| 11 | 31 | 1 | 15 | 7 | 33 | 1 | 129 | 217 | 2 | 323 |
| 12 | 25 | 0 | 15 | 10 | 41 | 1 | 168 | 260 | 0 | 360 |
| 13 | 15 | 1 | 8 | 5 | 33 | 0 | 151 | 213 | 0 | 312 |
| 14 | 13 | 1 | 8 | 6 | 30 | 0 | 130 | 188 | 0 | 258 |
| 15 | 25 | 1 | 4 | 2 | 42 | 1 | 126 | 201 | 0 | 295 |
| 16 | 21 | 0 | 7 | 1 | 42 | 0 | 279 | 350 | 1 | 490 |
| 17 | 22 | 0 | 7 | 1 | 31 | 0 | 145 | 206 | 0 | 293 |
| 18 | 18 | 0 | 7 | 4 | 29 | 0 | 127 | 185 | 0 | 277 |
| 18A | 15 | 1 | 7 | 6 | 29 | 1 | 98 | 157 | 2 | 251 |
| 19 | 20 | 3 | 8 | 5 | 49 | 2 | 109 | 196 | 1 | 308 |
| 20 | 28 | 0 | 9 | 8 | 27 | 1 | 106 | 179 | 0 | 310 |
| 21 | 26 | 0 | 4 | 9 | 29 | 1 | 100 | 169 | 0 | 291 |
| 22 | 22 | 0 | 14 | 8 | 31 | 0 | 116 | 191 | 0 | 300 |
| 23 | 30 | 0 | 13 | 7 | 29 | 1 | 114 | 194 | 1 | 319 |
| 24 | 38 | 1 | 5 | 7 | 28 | 1 | 157 | 237 | 1 | 357 |
| 25 | 20 | 2 | 5 | 4 | 28 | 3 | 164 | 226 | 1 | 357 |
| 26 | 27 | 1 | 10 | 4 | 13 | 0 | 151 | 206 | 1 | 298 |
| 27 | 30 | 2 | 15 | 3 | 33 | 5 | 134 | 222 | 1 | 305 |
| 28 | 23 | 1 | 14 | 5 | 41 | 2 | 186 | 272 | 1 | 369 |
| 29 | 36 | 1 | 11 | 10 | 46 | 0 | 149 | 253 | 1 | 364 |
| 30 | 25 | 2 | 6 | 6 | 41 | 1 | 147 | 228 | 0 | 345 |
| 31 | 19 | 1 | 8 | 2 | 21 | 1 | 131 | 183 | 1 | 277 |
| 31A | 21 | 0 | 7 | 1 | 31 | 3 | 100 | 163 | 0 | 225 |
| 32 | 27 | 2 | 13 | 4 | 40 | 0 | 144 | 230 | 0 | 352 |
| 33 | 13 | 1 | 7 | 2 | 23 | 0 | 86 | 132 | 0 | 237 |
| 33A | 18 | 0 | 2 | 2 | 10 | 0 | 47 | 79 | 0 | 129 |
| 34 | 8 | 0 | 2 | 2 | 14 | 0 | 56 | 82 | 1 | 160 |
| 34A | 12 | 0 | 2 | 8 | 18 | 1 | 54 | 95 | 0 | 178 |
| 35 | 33 | 0 | 5 | 4 | 47 | 1 | 136 | 226 | 1 | 365 |
| 36 | 20 | 1 | 7 | 9 | 44 | 1 | 101 | 183 | 1 | 302 |
| 37 | 25 | 0 | 3 | 7 | 32 | 3 | 152 | 222 | 1 | 350 |
| 38 | 5 | 0 | 2 | 5 | 8 | 0 | 67 | 87 | 0 | 129 |
| 39 | 18 | 0 | 8 | 4 | 38 | 5 | 101 | 174 | 0 | 237 |
| 40 | 32 | 1 | 1 | 7 | 54 | 0 | 90 | 185 | 3 | 277 |
| 41 | 29 | 0 | 10 | 2 | 55 | 2 | 120 | 218 | 1 | 349 |
| 42 | 36 | 0 | 9 | 13 | 63 | 1 | 128 | 250 | 0 | 390 |
| 43 | 30 | 1 | 9 | 7 | 44 | 2 | 86 | 179 | 4 | 333 |
| 44 | 27 | 0 | 6 | 2 | 34 | 1 | 122 | 192 | 0 | 314 |
| 45 | 16 | 2 | 6 | 5 | 33 | 2 | 128 | 192 | 1 | 297 |
| 46 | 22 | 0 | 13 | 12 | 46 | 1 | 119 | 213 | 0 | 334 |
| 47 | 15 | 1 | 10 | 10 | 47 | 1 | 142 | 226 | 0 | 342 |
| 48 | 38 | 0 | 4 | 6 | 6 | 0 | 12 | 66 | 2 | 135 |
| 48A | 5 | 0 | 6 | 4 | 27 | 1 | 108 | 151 | 0 | 214 |
| 48B | 12 | 0 | 3 | 1 | 21 | 1 | 176 | 214 | 1 | 326 |
| 49 | 6 | 0 | 4 | 5 | 27 | 0 | 135 | 177 | 0 | 284 |
| 50 | 7 | 0 | 4 | 1 | 7 | 0 | 44 | 63 | 0 | 116 |
| 50A | 10 | 0 | 10 | 2 | 29 | 2 | 109 | 162 | 0 | 316 |
| 51 | 22 | 0 | 3 | 4 | 74 | 3 | 164 | 270 | 1 | 360 |
| 52 | 15 | 0 | 3 | 6 | 52 | 1 | 145 | 222 | 0 | 318 |
| 53 | 23 | 2 | 2 | 5 | 79 | 1 | 171 | 283 | 0 | 402 |
| 54 | 20 | 2 | 12 | 4 | 40 | 0 | 116 | 194 | 0 | 298 |

**Delta South Electoral District
Voting Results**

Statement of Votes
Elections British Columbia

| Voting Area (continued) | Ruth Mary Adams NDP | Paul Dhillon IND | Justin P. Goodrich UPBC | Mike Hansen BCM | Rob La Belle GP | George Mann IND | Val Roddick LIB | Total Valid Votes | Rejected Ballots | No. of Registered Voters |
|-----------------------------|---------------------------|------------------------|-------------------------------|-----------------------|-----------------------|-----------------------|-----------------------|-------------------------|---------------------|--------------------------------|
| 55 | 30 | 1 | 8 | 16 | 36 | 0 | 112 | 203 | 0 | 323 |
| 56 | 20 | 0 | 9 | 4 | 49 | 3 | 193 | 278 | 0 | 457 |
| 56A | 24 | 0 | 7 | 2 | 24 | 3 | 173 | 233 | 0 | 387 |
| 57 | 21 | 0 | 4 | 2 | 29 | 1 | 102 | 159 | 0 | 252 |
| 58 | 17 | 0 | 4 | 9 | 31 | 0 | 127 | 188 | 0 | 294 |
| 59 | 25 | 6 | 6 | 7 | 37 | 1 | 163 | 245 | 0 | 357 |
| 60 | 8 | 0 | 4 | 1 | 17 | 0 | 155 | 185 | 0 | 282 |
| 60A | 7 | 0 | 1 | 1 | 11 | 0 | 47 | 67 | 0 | 123 |
| 61 | 4 | 1 | 4 | 3 | 22 | 0 | 155 | 189 | 0 | 271 |
| 62 | 14 | 1 | 6 | 3 | 43 | 1 | 166 | 234 | 0 | 344 |
| 63 | 17 | 0 | 4 | 4 | 31 | 1 | 169 | 226 | 0 | 343 |
| 64 | 11 | 3 | 5 | 2 | 48 | 1 | 139 | 209 | 0 | 298 |
| 65 | 18 | 0 | 8 | 6 | 41 | 3 | 142 | 218 | 0 | 327 |
| 66 | 17 | 1 | 1 | 0 | 18 | 1 | 96 | 134 | 1 | 245 |
| 66A | 20 | 1 | 6 | 1 | 14 | 0 | 47 | 89 | 0 | 172 |
| 67 | 13 | 1 | 3 | 3 | 10 | 2 | 123 | 155 | 1 | 277 |
| 67A | 5 | 1 | 6 | 1 | 13 | 0 | 52 | 78 | 0 | 114 |
| 68 | 16 | 1 | 11 | 5 | 34 | 0 | 156 | 223 | 0 | 359 |
| 69 | 8 | 0 | 0 | 1 | 21 | 1 | 101 | 132 | 1 | 192 |
| 69A | 12 | 0 | 5 | 6 | 26 | 1 | 165 | 215 | 0 | 278 |
| 70 | 11 | 1 | 2 | 3 | 26 | 0 | 138 | 181 | 0 | 296 |
| 70A | 3 | 0 | 1 | 1 | 9 | 1 | 59 | 74 | 0 | 108 |
| 71 | 27 | 4 | 12 | 4 | 40 | 0 | 150 | 237 | 0 | 351 |
| 72 | 10 | 2 | 10 | 4 | 44 | 3 | 148 | 221 | 1 | 326 |
| 73 | 6 | 5 | 10 | 0 | 52 | 1 | 139 | 213 | 1 | 316 |
| 74 | 14 | 1 | 8 | 3 | 50 | 1 | 158 | 235 | 0 | 329 |
| 75 | 13 | 2 | 10 | 7 | 61 | 0 | 148 | 241 | 0 | 318 |
| 76 | 6 | 0 | 5 | 2 | 41 | 0 | 144 | 198 | 0 | 290 |
| 77 | 18 | 1 | 4 | 4 | 39 | 2 | 153 | 221 | 0 | 315 |
| 78 | 13 | 3 | 5 | 2 | 27 | 4 | 172 | 226 | 0 | 334 |
| 79 | 15 | 1 | 3 | 0 | 37 | 3 | 167 | 226 | 0 | 343 |
| 80 | 13 | 0 | 7 | 0 | 21 | 0 | 76 | 117 | 1 | 197 |
| 80A | 2 | 1 | 3 | 5 | 22 | 0 | 89 | 122 | 0 | 174 |
| 81 | 16 | 1 | 5 | 6 | 33 | 0 | 154 | 215 | 0 | 295 |
| 82 | 9 | 0 | 2 | 3 | 34 | 2 | 120 | 170 | 1 | 290 |
| 83 | 5 | 0 | 2 | 6 | 24 | 0 | 143 | 180 | 1 | 311 |
| 84 | 26 | 1 | 6 | 6 | 76 | 1 | 119 | 235 | 0 | 336 |
| 85 | 24 | 0 | 5 | 7 | 49 | 1 | 129 | 215 | 1 | 311 |
| 86 | 12 | 0 | 8 | 2 | 39 | 1 | 172 | 234 | 0 | 324 |
| 87 | 19 | 1 | 7 | 5 | 38 | 0 | 133 | 203 | 0 | 301 |
| 88 | 14 | 1 | 6 | 4 | 54 | 0 | 153 | 232 | 0 | 310 |
| 89 | 10 | 0 | 5 | 1 | 31 | 2 | 179 | 228 | 0 | 367 |
| 90S *1 | 8 | 3 | 1 | 1 | 2 | 1 | 27 | 43 | 1 | 33 |
| 91S *1 | - | - | - | - | - | - | - | - | - | 29 |
| 92S *2 | - | - | - | - | - | - | - | - | - | 25 |
| 93S *2 | - | - | - | - | - | - | - | - | - | 20 |
| 94S *2 | 14 | 2 | 7 | 2 | 6 | 1 | 42 | 74 | 1 | 72 |
| Sub Totals | 2,001 | 96 | 738 | 474 | 3,563 | 111 | 14,174 | 21,157 | 48 | 29,868 |
| S. 98 Mobiles | 5 | 0 | 3 | 1 | 4 | 1 | 16 | 30 | 1 | |
| S. 99 Absentee - in ED | 26 | 6 | 12 | 18 | 45 | 1 | 139 | 247 | 2 | |
| S. 100 Absentee - out of ED | 7 | 1 | 2 | 9 | 17 | 0 | 52 | 88 | 6 | |
| S. 101 Absentee - Advance | 1 | 0 | 0 | 1 | 1 | 0 | 9 | 12 | 0 | |
| S. 104 Voting in DEO office | 10 | 0 | 5 | 4 | 18 | 1 | 184 | 222 | 7 | |
| S. 106 Voting by mail | 3 | 2 | 0 | 0 | 2 | 0 | 22 | 29 | 0 | |
| Grand Totals | 2,053 | 105 | 760 | 507 | 3,650 | 114 | 14,596 | 21,785 | 64 | 29,868 |
| % of Valid Votes | 9.42% | 0.49% | 3.49% | 2.33% | 16.75% | 0.52% | 67.00% | | | |

(continued on next page)

Summary:

| | | | |
|---------------------------------|--------|--------|-------------------|
| Valid Votes - General & Advance | 21,157 | 97.12% | Total Valid Votes |
| S. 98 Mobiles | 30 | 0.14% | Total Valid Votes |
| S. 99 Absentee - in ED | 247 | 1.13% | Total Valid Votes |
| S. 100 Absentee - out of ED | 88 | 0.40% | Total Valid Votes |
| S. 101 Absentee - Advance | 12 | 0.06% | Total Valid Votes |
| S. 104 Voting in DEO office | 222 | 1.02% | Total Valid Votes |
| S. 106 Voting by mail | 29 | 0.13% | Total Valid Votes |

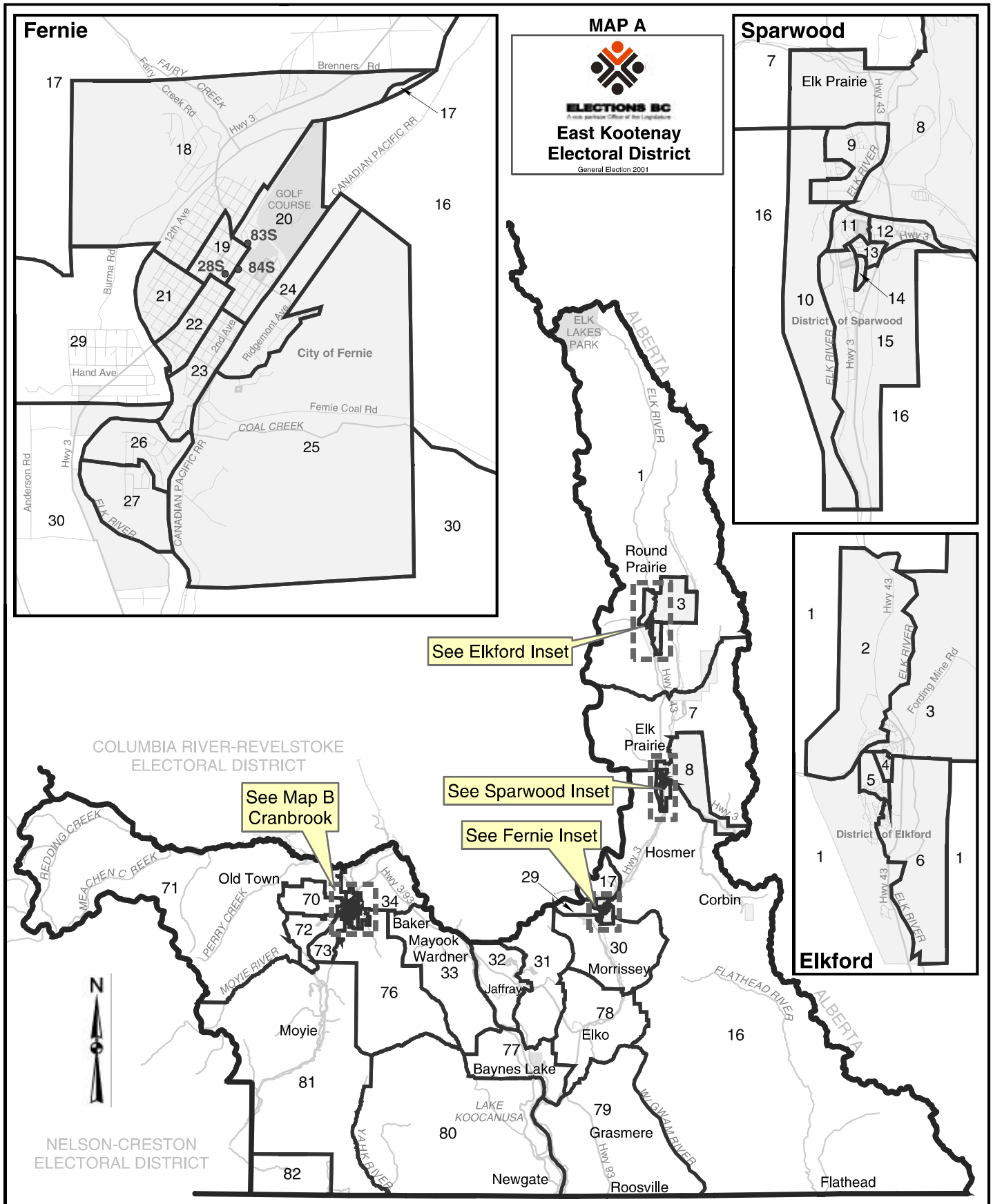
Total Valid Votes 21,785

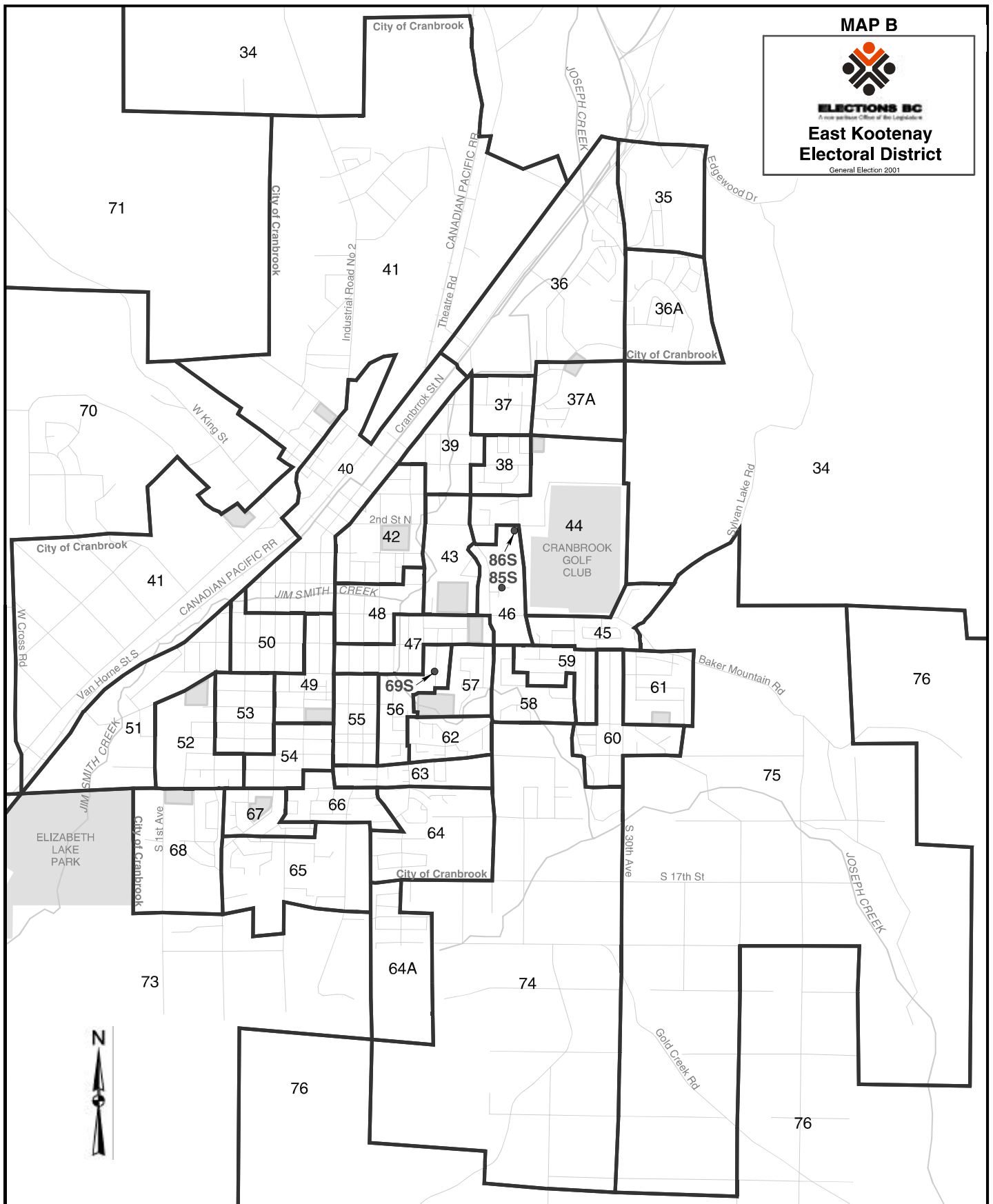
| | | | |
|-----------------------------|--------|--------|-------------------|
| Rejected Ballots | 64 | 0.29% | Ballots Cast |
| Registered Voters Who Voted | 21,849 | 73.15% | Registered Voters |

Candidate Elected: Val Roddick (LIB)

*1 Voting Areas 3S, 90S and 91S combined

*2 Voting Areas 92S, 93S and 94S combined





| | Bill Bennett LIB | Joni Krats GP | Bruce Parke UPBC | Fred Sima BCM | Erda Walsh NDP | Total Valid Votes | Rejected Ballots | No. of Registered Voters |
|------------------------------|------------------------|---------------------|------------------------|---------------------|----------------------|-------------------------|---------------------|--------------------------------|
| Advance Voting | | | | | | | | |
| Cranbrook | 899 | 70 | 47 | 19 | 220 | 1,255 | 4 | |
| Elkford | 101 | 9 | 7 | 11 | 41 | 169 | 0 | |
| Fernie | 182 | 17 | 4 | 4 | 73 | 280 | 1 | |
| Sparwood | 107 | 9 | 4 | 9 | 30 | 159 | 0 | |
| General Voting | | | | | | | | |
| Voting Area | | | | | | | | |
| 1 Sparwood Rural | 40 | 12 | 5 | 13 | 28 | 98 | 0 | 166 |
| 2 Elkford NW | 100 | 7 | 3 | 27 | 47 | 184 | 1 | 299 |
| 3 Elkford NE | 101 | 13 | 12 | 10 | 77 | 213 | 3 | 357 |
| 4 Elkford Central | 94 | 7 | 10 | 12 | 67 | 190 | 2 | 318 |
| 5 Elkford W | 59 | 5 | 7 | 10 | 37 | 118 | 0 | 210 |
| 6 Elkford SE | 116 | 5 | 8 | 13 | 72 | 214 | 2 | 372 |
| 7 Sparwood Rural | 57 | 12 | 12 | 9 | 20 | 110 | 0 | 191 |
| 8 Sparwood Rural | 83 | 9 | 19 | 11 | 26 | 148 | 0 | 277 |
| 9 Sparwood N | 113 | 8 | 9 | 10 | 25 | 165 | 1 | 316 |
| 10 Sparwood W | 118 | 9 | 8 | 5 | 29 | 169 | 0 | 334 |
| 11 Sparwood | 84 | 8 | 4 | 9 | 47 | 152 | 0 | 256 |
| 12 Sparwood E | 113 | 18 | 5 | 16 | 51 | 203 | 0 | 361 |
| 13 Sparwood | 117 | 9 | 9 | 15 | 38 | 188 | 3 | 332 |
| 14 Sparwood | 95 | 15 | 9 | 5 | 42 | 166 | 0 | 303 |
| 15 Sparwood S | 87 | 13 | 8 | 8 | 35 | 151 | 0 | 228 |
| 16 Hosmer | 69 | 20 | 9 | 10 | 23 | 131 | 0 | 215 |
| 17 Fernie Rural | 50 | 11 | 6 | 7 | 18 | 92 | 1 | 143 |
| 18 Fernie | 144 | 17 | 7 | 10 | 59 | 237 | 0 | 375 |
| 19 Fernie N | 59 | 11 | 3 | 4 | 52 | 129 | 1 | 242 |
| 20 Fernie NE | 68 | 11 | 1 | 5 | 45 | 130 | 2 | 229 |
| 21 Fernie W | 92 | 23 | 3 | 11 | 51 | 180 | 0 | 295 |
| 22 Fernie *1 | 90 | 24 | 9 | 9 | 51 | 183 | 3 | 285 |
| 23 Fernie S | 85 | 20 | 5 | 3 | 43 | 156 | 0 | 282 |
| 24 Fernie E | 95 | 12 | 6 | 10 | 47 | 170 | 1 | 287 |
| 25 Fernie SE | 111 | 20 | 7 | 6 | 55 | 199 | 0 | 332 |
| 26 Fernie S | 116 | 10 | 3 | 5 | 53 | 187 | 0 | 316 |
| 27 Fernie S | 82 | 7 | 3 | 7 | 28 | 127 | 0 | 223 |
| 28S Fernie *1 | - | - | - | - | - | - | - | 27 |
| 29 Fernie W | 54 | 26 | 5 | 14 | 51 | 150 | 0 | 243 |
| 30 Fernie Rural | 68 | 13 | 4 | 4 | 43 | 132 | 1 | 231 |
| 31 Galloway | 131 | 12 | 8 | 4 | 15 | 170 | 0 | 284 |
| 32 Jaffray | 183 | 11 | 8 | 8 | 49 | 259 | 2 | 347 |
| 33 Wardner/Mayook | 79 | 9 | 12 | 8 | 13 | 121 | 0 | 201 |
| 34 Cranbrook Rural | 107 | 15 | 8 | 7 | 30 | 167 | 1 | 335 |
| 35 Cranbrook NE | 23 | 5 | 5 | 4 | 16 | 53 | 1 | 120 |
| 36 Cranbrook NE | 174 | 10 | 8 | 4 | 61 | 257 | 0 | 506 |
| 36A Cranbrook NE | 117 | 8 | 3 | 5 | 39 | 172 | 1 | 318 |
| 37 Cranbrook NE | 63 | 9 | 5 | 4 | 37 | 118 | 0 | 283 |
| 37A Cranbrook NE | 67 | 7 | 4 | 0 | 29 | 107 | 0 | 234 |
| 38 Cranbrook N | 96 | 13 | 5 | 7 | 39 | 160 | 0 | 317 |
| 39 Cranbrook N | 57 | 3 | 4 | 2 | 26 | 92 | 0 | 237 |
| 40 Cranbrook W | 67 | 9 | 10 | 4 | 34 | 124 | 0 | 266 |
| 41 Cranbrook N | 148 | 15 | 7 | 14 | 47 | 231 | 0 | 447 |
| 42 Cranbrook | 66 | 9 | 2 | 7 | 43 | 127 | 2 | 273 |
| 43 Cranbrook | 103 | 15 | 8 | 7 | 34 | 167 | 0 | 357 |
| 44 Cranbrook E | 108 | 11 | 1 | 4 | 26 | 150 | 0 | 319 |
| 45 Cranbrook E | 151 | 13 | 6 | 5 | 37 | 212 | 0 | 337 |
| 46 Cranbrook E | 59 | 18 | 6 | 7 | 32 | 122 | 0 | 296 |
| 47 Cranbrook | 118 | 16 | 8 | 16 | 36 | 194 | 0 | 323 |
| 48 Cranbrook | 84 | 22 | 3 | 10 | 46 | 165 | 2 | 324 |
| 49 Cranbrook | 106 | 23 | 5 | 8 | 54 | 196 | 0 | 329 |
| 50 Cranbrook W | 106 | 21 | 4 | 13 | 33 | 177 | 0 | 309 |
| 51 Cranbrook W | 98 | 19 | 13 | 8 | 51 | 189 | 1 | 327 |
| 52 Cranbrook W | 127 | 12 | 4 | 9 | 41 | 193 | 0 | 325 |
| 53 Cranbrook W | 120 | 18 | 5 | 8 | 54 | 205 | 0 | 323 |
| 54 Cranbrook SW | 127 | 26 | 5 | 6 | 32 | 196 | 2 | 312 |
| 55 Cranbrook S | 109 | 14 | 5 | 2 | 36 | 166 | 0 | 266 |
| 56 Cranbrook S | 107 | 16 | 6 | 9 | 38 | 176 | 0 | 274 |
| 57 Cranbrook S | 120 | 12 | 9 | 5 | 30 | 176 | 2 | 286 |

| Voting Area (continued) | Bill Bennett LIB | Joni Krats GP | Bruce Parke UPBC | Fred Sima BCM | Erda Walsh NDP | Total Valid Votes | Rejected Ballots | No. of Registered Voters |
|---------------------------------------|------------------|---------------|------------------|---------------|----------------|-------------------|------------------|--------------------------|
| 58 Cranbrook E | 94 | 27 | 4 | 7 | 35 | 167 | 0 | 301 |
| 59 Cranbrook E | 90 | 16 | 9 | 3 | 34 | 152 | 1 | 271 |
| 60 Cranbrook E | 158 | 19 | 11 | 4 | 52 | 244 | 1 | 396 |
| 61 Cranbrook E | 146 | 12 | 6 | 3 | 30 | 197 | 0 | 310 |
| 62 Cranbrook S | 96 | 16 | 5 | 9 | 31 | 157 | 1 | 275 |
| 63 Cranbrook S | 123 | 8 | 11 | 7 | 26 | 175 | 1 | 325 |
| 64 Cranbrook S | 172 | 17 | 5 | 3 | 32 | 229 | 0 | 345 |
| 64A Cranbrook S | 108 | 17 | 3 | 2 | 19 | 149 | 0 | 234 |
| 65 Cranbrook S | 183 | 17 | 1 | 6 | 28 | 235 | 0 | 366 |
| 66 Cranbrook S | 129 | 11 | 5 | 13 | 32 | 190 | 0 | 326 |
| 67 Cranbrook SW | 92 | 16 | 4 | 7 | 35 | 154 | 0 | 265 |
| 68 Cranbrook SW | 135 | 16 | 3 | 4 | 30 | 188 | 1 | 290 |
| 69S Cranbrook *2 | - | - | - | - | - | - | - | 37 |
| 70 Cranbrook W | 159 | 18 | 10 | 12 | 27 | 226 | 1 | 349 |
| 71 Wycliffe | 161 | 18 | 18 | 4 | 53 | 254 | 1 | 431 |
| 72 Jim Smith Lake | 145 | 12 | 8 | 7 | 52 | 224 | 0 | 357 |
| 73 Cranbrook Rural | 141 | 20 | 10 | 7 | 27 | 205 | 0 | 296 |
| 74 Cranbrook Rural | 134 | 20 | 8 | 4 | 21 | 187 | 1 | 310 |
| 75 Gold Creek | 139 | 16 | 8 | 7 | 54 | 224 | 0 | 366 |
| 76 Cranbrook Rural | 129 | 15 | 16 | 7 | 41 | 208 | 0 | 345 |
| 77 Baynes Lake | 114 | 9 | 7 | 9 | 32 | 171 | 0 | 223 |
| 78 Elko | 56 | 16 | 4 | 5 | 23 | 104 | 0 | 155 |
| 79 Grasmere *4 | 77 | 4 | 7 | 0 | 41 | 129 | 0 | 177 |
| 80 Newgate *4 | - | - | - | - | - | - | - | 23 |
| 81 Moyie | 85 | 16 | 15 | 21 | 25 | 162 | 0 | 260 |
| 82 Yahk | 0 | 0 | 0 | 0 | 0 | 0 | 0 | 2 |
| 83S Fernie *3 | - | - | - | - | - | - | - | 5 |
| 84S Fernie *3 | 12 | 0 | 3 | 0 | 17 | 32 | 4 | 47 |
| 85S Cranbrook *2 | 23 | 2 | 2 | 3 | 23 | 53 | 0 | 62 |
| 86S Cranbrook *2 | - | - | - | - | - | - | - | 15 |
| Sub Totals | 9,771 | 1,229 | 621 | 670 | 3,502 | 15,793 | 52 | 24,084 |
| S. 98 Mobiles | 60 | 10 | 6 | 1 | 30 | 107 | 0 | |
| S. 99 Absentee - in ED | 229 | 31 | 17 | 35 | 52 | 364 | 1 | |
| S. 100 Absentee - out of ED | 39 | 15 | 3 | 7 | 17 | 81 | 2 | |
| S. 101 Absentee - Advance | 4 | 0 | 0 | 0 | 5 | 9 | 0 | |
| S. 104 Voting in DEO office | 89 | 2 | 4 | 5 | 28 | 128 | 4 | |
| S. 106 Voting by mail | 14 | 0 | 0 | 0 | 4 | 18 | 0 | |
| Grand Totals | 10,206 | 1,287 | 651 | 718 | 3,638 | 16,500 | 59 | 24,084 |
| % of Valid Votes | 61.85% | 7.80% | 3.95% | 4.35% | 22.05% | | | |

(continued on next page)

Summary:

| | | | |
|---------------------------------|--------|--------|-------------------|
| Valid Votes - General & Advance | 15,793 | 95.72% | Total Valid Votes |
| S. 98 Mobiles | 107 | 0.65% | Total Valid Votes |
| S. 99 Absentee - in ED | 364 | 2.21% | Total Valid Votes |
| S. 100 Absentee - out of ED | 81 | 0.49% | Total Valid Votes |
| S. 101 Absentee - Advance | 9 | 0.05% | Total Valid Votes |
| S. 104 Voting in DEO office | 128 | 0.78% | Total Valid Votes |
| S. 106 Voting by mail | 18 | 0.10% | Total Valid Votes |

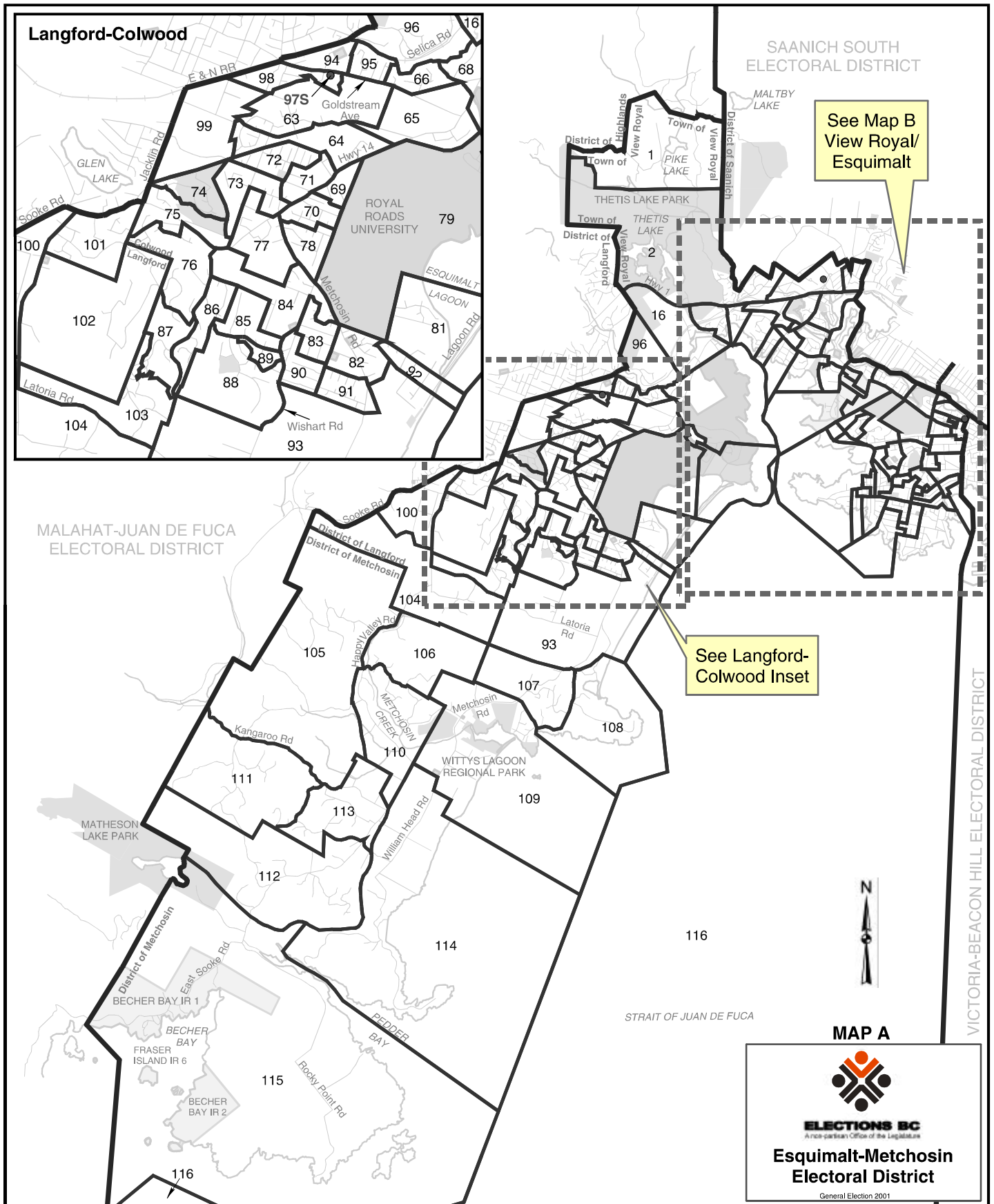
Total Valid Votes 16,500

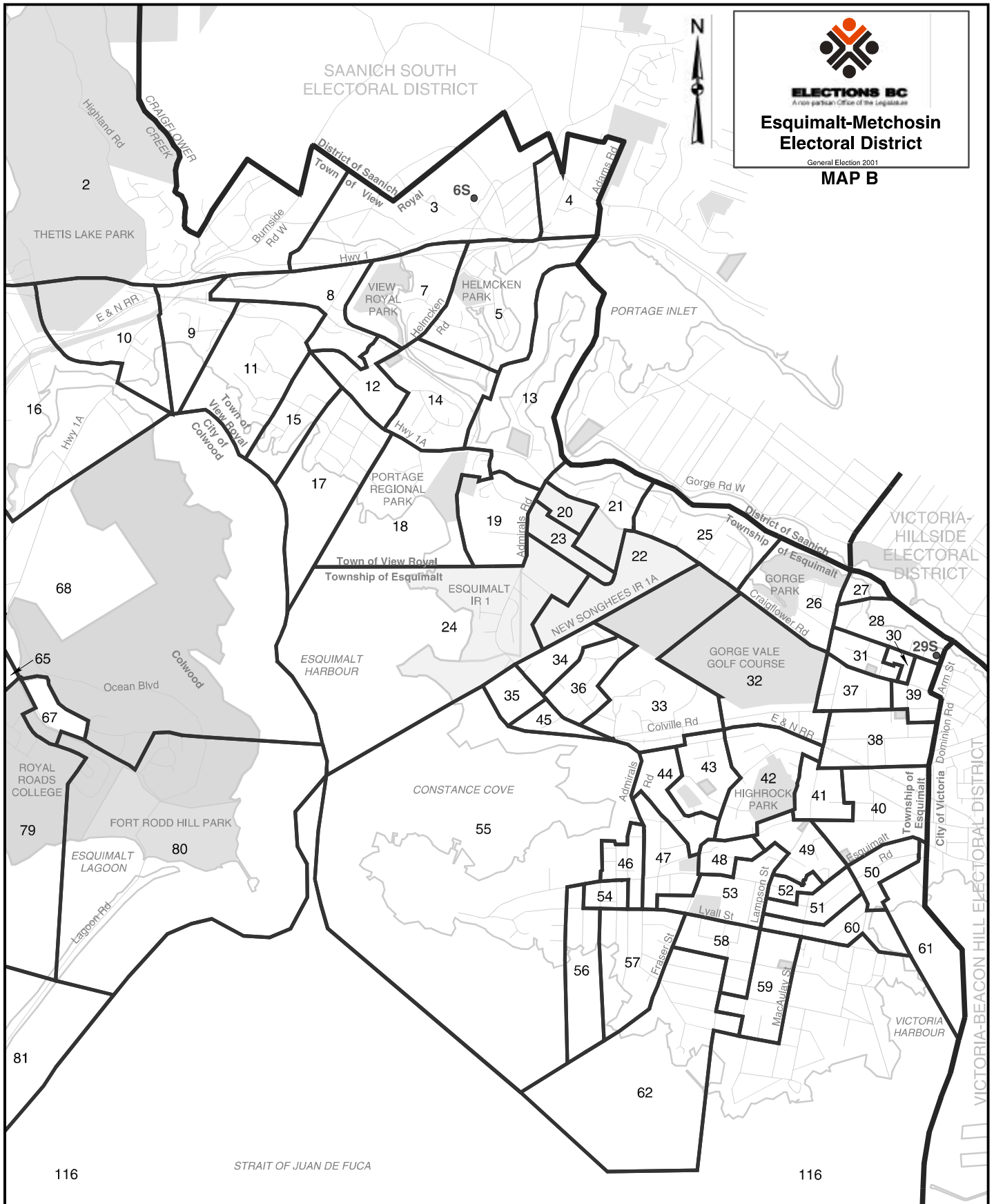
| | | | |
|-----------------------------|--------|--------|-------------------|
| Rejected Ballots | 59 | 0.36% | Ballots Cast |
| Registered Voters Who Voted | 16,559 | 68.76% | Registered Voters |

Candidate Elected: Bill Bennett (LIB)

*1 Voting Areas 22 and 28S combined
*3 Voting Areas 83S and 84S combined

*2 Voting Areas 69S, 85S and 86S combined
*4 Voting Areas 79 and 80 combined





| | Scott Attrill IND | Rick Berglund IND | Bill Clarke CP | Christopher John Davies BCM | Arnie Hamilton LIB | Maurine Karagianis NDP | Gerry McVeigh IND | Marilyn Sundeen GP | Bob Ward UPBC | Total Valid Votes | Rejected Ballots | No. of Registered Voters |
|---------------------------------------|-------------------------|-------------------------|----------------------|-----------------------------------|--------------------------|------------------------------|-------------------------|--------------------------|---------------------|-------------------------|---------------------|--------------------------------|
| Advance Voting | | | | | | | | | | | | |
| Colwood Municipal Hall | | 1 | 3 | 18 | 4 | 376 | 173 | 0 | 79 | 11 | 665 | 0 |
| Esquimalt Recreation Centre | | 3 | 3 | 17 | 10 | 402 | 281 | 3 | 108 | 10 | 837 | 2 |
| General Voting | | | | | | | | | | | | |
| Voting Area | | | | | | | | | | | | |
| 1 *1 | - | - | - | - | - | - | - | - | - | - | - | 27 |
| 2 *1 | 0 | 1 | 1 | 15 | 194 | 118 | 3 | 60 | 4 | 396 | 0 | 570 |
| 3 | 0 | 0 | 1 | 3 | 77 | 47 | 1 | 33 | 0 | 162 | 0 | 273 |
| 4 | 0 | 0 | 1 | 4 | 57 | 33 | 2 | 31 | 3 | 131 | 0 | 203 |
| 5 | 0 | 2 | 1 | 5 | 99 | 70 | 0 | 32 | 4 | 213 | 1 | 325 |
| 6S | 0 | 0 | 0 | 0 | 0 | 0 | 0 | 0 | 0 | 0 | 0 | 0 |
| 7 | 1 | 3 | 2 | 3 | 85 | 68 | 0 | 30 | 2 | 194 | 0 | 342 |
| 8 | 0 | 2 | 2 | 6 | 58 | 38 | 0 | 22 | 8 | 136 | 0 | 224 |
| 9 | 0 | 0 | 2 | 4 | 37 | 17 | 0 | 6 | 0 | 66 | 0 | 109 |
| 10 | 0 | 2 | 4 | 2 | 85 | 50 | 1 | 31 | 0 | 175 | 0 | 279 |
| 11 | 1 | 1 | 2 | 1 | 78 | 49 | 0 | 36 | 4 | 172 | 0 | 289 |
| 12 | 1 | 0 | 7 | 1 | 100 | 65 | 0 | 20 | 2 | 196 | 1 | 279 |
| 13 | 0 | 2 | 1 | 4 | 77 | 84 | 0 | 41 | 2 | 211 | 3 | 338 |
| 14 | 0 | 1 | 2 | 5 | 105 | 84 | 0 | 48 | 3 | 248 | 0 | 351 |
| 15 | 0 | 0 | 1 | 3 | 53 | 23 | 1 | 24 | 5 | 110 | 0 | 173 |
| 16 | 0 | 0 | 0 | 2 | 49 | 28 | 1 | 21 | 0 | 101 | 0 | 173 |
| 17 | 0 | 0 | 3 | 1 | 61 | 32 | 0 | 27 | 1 | 125 | 0 | 200 |
| 18 | 0 | 1 | 2 | 9 | 42 | 48 | 0 | 24 | 4 | 130 | 0 | 189 |
| 19 | 0 | 0 | 5 | 5 | 123 | 107 | 1 | 33 | 0 | 274 | 0 | 398 |
| 20 | 2 | 0 | 3 | 6 | 30 | 47 | 0 | 20 | 0 | 108 | 1 | 236 |
| 21 | 1 | 0 | 3 | 4 | 77 | 57 | 0 | 29 | 0 | 171 | 0 | 238 |
| 22 | 0 | 0 | 4 | 8 | 71 | 98 | 0 | 26 | 1 | 208 | 0 | 352 |
| 23 | 1 | 1 | 0 | 5 | 56 | 72 | 0 | 34 | 2 | 171 | 0 | 292 |
| 24 | 0 | 3 | 2 | 3 | 54 | 43 | 0 | 19 | 0 | 124 | 3 | 200 |
| 25 | 0 | 0 | 2 | 3 | 102 | 78 | 1 | 28 | 0 | 214 | 0 | 359 |
| 26 | 0 | 0 | 3 | 2 | 42 | 44 | 0 | 12 | 0 | 103 | 0 | 173 |
| 27 | 0 | 0 | 1 | 0 | 43 | 44 | 0 | 8 | 0 | 96 | 1 | 172 |
| 28 | 0 | 0 | 0 | 5 | 49 | 70 | 0 | 23 | 0 | 147 | 0 | 273 |
| 29S | 2 | 0 | 11 | 2 | 16 | 12 | 0 | 3 | 1 | 47 | 0 | 69 |
| 30 | 0 | 0 | 1 | 0 | 35 | 36 | 0 | 13 | 0 | 85 | 0 | 165 |
| 31 | 2 | 1 | 2 | 5 | 35 | 29 | 0 | 12 | 0 | 86 | 0 | 169 |
| 32 | 2 | 0 | 0 | 3 | 36 | 37 | 0 | 20 | 1 | 99 | 0 | 172 |
| 33 | 1 | 0 | 3 | 1 | 37 | 22 | 0 | 19 | 2 | 85 | 0 | 166 |
| 34 | 0 | 0 | 2 | 1 | 65 | 52 | 0 | 19 | 0 | 139 | 0 | 193 |
| 35 | 3 | 0 | 1 | 0 | 65 | 39 | 0 | 10 | 1 | 119 | 0 | 195 |
| 36 | 1 | 0 | 1 | 3 | 73 | 45 | 0 | 16 | 1 | 140 | 0 | 227 |
| 37 | 2 | 0 | 0 | 5 | 31 | 54 | 0 | 23 | 0 | 115 | 1 | 298 |
| 38 | 0 | 0 | 1 | 4 | 44 | 36 | 0 | 23 | 0 | 108 | 0 | 253 |
| 39 | 1 | 1 | 3 | 3 | 53 | 61 | 0 | 37 | 0 | 159 | 0 | 334 |
| 40 | 0 | 0 | 3 | 7 | 44 | 52 | 0 | 24 | 3 | 133 | 0 | 292 |
| 41 | 0 | 0 | 2 | 6 | 61 | 48 | 0 | 27 | 0 | 144 | 0 | 299 |
| 42 | 0 | 1 | 2 | 5 | 103 | 63 | 0 | 34 | 1 | 209 | 0 | 331 |
| 43 | 0 | 0 | 0 | 3 | 59 | 48 | 0 | 23 | 5 | 138 | 1 | 191 |
| 44 | 3 | 0 | 0 | 4 | 57 | 34 | 0 | 31 | 1 | 130 | 0 | 236 |
| 45 | 3 | 3 | 3 | 3 | 36 | 24 | 0 | 12 | 1 | 85 | 1 | 148 |
| 46 | 1 | 0 | 3 | 8 | 64 | 39 | 0 | 22 | 1 | 138 | 0 | 282 |
| 47 | 0 | 1 | 2 | 7 | 47 | 59 | 1 | 31 | 0 | 148 | 0 | 260 |
| 48 | 1 | 1 | 5 | 3 | 50 | 55 | 2 | 16 | 0 | 133 | 1 | 272 |
| 49 | 0 | 1 | 3 | 5 | 61 | 59 | 1 | 30 | 0 | 160 | 1 | 290 |
| 50 | 0 | 0 | 2 | 3 | 60 | 55 | 0 | 48 | 2 | 170 | 2 | 309 |
| 51 | 0 | 3 | 6 | 6 | 77 | 62 | 0 | 34 | 1 | 189 | 0 | 328 |
| 52 | 0 | 0 | 7 | 7 | 59 | 41 | 0 | 21 | 1 | 136 | 0 | 256 |
| 53 | 1 | 1 | 4 | 1 | 75 | 62 | 1 | 33 | 2 | 180 | 0 | 293 |
| 54 | 2 | 2 | 2 | 3 | 36 | 37 | 0 | 26 | 2 | 110 | 1 | 203 |
| 55 | 0 | 0 | 4 | 2 | 44 | 28 | 0 | 21 | 0 | 99 | 1 | 250 |
| 56 | 0 | 0 | 0 | 4 | 39 | 33 | 0 | 23 | 1 | 100 | 0 | 147 |
| 57 | 1 | 3 | 2 | 1 | 100 | 105 | 0 | 45 | 3 | 260 | 0 | 393 |
| 58 | 1 | 0 | 2 | 7 | 84 | 78 | 2 | 31 | 6 | 211 | 0 | 331 |
| 59 | 0 | 1 | 2 | 11 | 95 | 42 | 0 | 24 | 1 | 176 | 1 | 292 |
| 60 | 1 | 1 | 1 | 3 | 66 | 59 | 1 | 47 | 3 | 182 | 0 | 335 |
| 61 | 0 | 1 | 2 | 8 | 51 | 53 | 0 | 35 | 1 | 151 | 0 | 268 |

Esquimalt-Metchosin Electoral District
Voting Results

Statement of Votes
Elections British Columbia

| Voting Area (continued) | Scott Attrill IND | Rick Berglund IND | Bill Clarke CP | Christopher John Davies BCM | Arnie Hamilton LIB | Maurine Karagianis NDP | Gerry McVeigh IND | Marilyn Sundeen GP | Bob Ward UPBC | Total Valid Votes | Rejected Ballots | No. of Registered Voters |
|-------------------------|----------------------|----------------------|-------------------|--------------------------------|-----------------------|---------------------------|----------------------|-----------------------|------------------|----------------------|---------------------|--------------------------------|
| 62 | 0 | 0 | 1 | 7 | 136 | 79 | 0 | 45 | 6 | 274 | 0 | 378 |
| 63 | 0 | 1 | 0 | 8 | 137 | 55 | 0 | 40 | 4 | 245 | 0 | 359 |
| 64 | 0 | 4 | 3 | 4 | 98 | 55 | 1 | 34 | 2 | 201 | 0 | 344 |
| 65 | 1 | 0 | 2 | 10 | 43 | 46 | 1 | 28 | 1 | 132 | 2 | 259 |
| 66 | 0 | 0 | 2 | 0 | 41 | 25 | 0 | 25 | 2 | 95 | 0 | 179 |
| 67 | 0 | 1 | 1 | 3 | 32 | 13 | 0 | 16 | 2 | 68 | 2 | 142 |
| 68 | 0 | 1 | 4 | 1 | 26 | 9 | 1 | 6 | 2 | 50 | 0 | 149 |
| 69 | 0 | 0 | 4 | 1 | 45 | 27 | 0 | 7 | 0 | 84 | 0 | 144 |
| 70 | 0 | 2 | 6 | 7 | 97 | 54 | 1 | 32 | 1 | 200 | 1 | 310 |
| 71 | 0 | 0 | 3 | 3 | 94 | 47 | 2 | 17 | 1 | 167 | 0 | 242 |
| 72 | 2 | 3 | 1 | 4 | 79 | 60 | 0 | 31 | 2 | 182 | 0 | 304 |
| 73 | 0 | 3 | 2 | 6 | 79 | 72 | 1 | 36 | 5 | 204 | 0 | 344 |
| 74 | 0 | 2 | 4 | 2 | 118 | 59 | 1 | 33 | 3 | 222 | 1 | 352 |
| 75 | 2 | 2 | 3 | 5 | 108 | 52 | 0 | 39 | 3 | 214 | 4 | 356 |
| 76 | 0 | 1 | 0 | 4 | 117 | 47 | 0 | 39 | 5 | 213 | 0 | 345 |
| 77 | 1 | 2 | 5 | 5 | 96 | 73 | 6 | 52 | 6 | 246 | 0 | 376 |
| 78 | 0 | 1 | 3 | 5 | 92 | 53 | 2 | 41 | 3 | 200 | 0 | 309 |
| 79 | 2 | 2 | 1 | 6 | 34 | 7 | 0 | 20 | 2 | 74 | 0 | 256 |
| 80 | 0 | 0 | 4 | 0 | 19 | 10 | 0 | 12 | 1 | 46 | 0 | 196 |
| 81 | 0 | 0 | 0 | 0 | 65 | 49 | 0 | 20 | 2 | 136 | 0 | 212 |
| 82 | 2 | 2 | 2 | 1 | 118 | 64 | 0 | 26 | 4 | 219 | 2 | 321 |
| 83 | 0 | 0 | 0 | 3 | 104 | 55 | 0 | 31 | 3 | 196 | 0 | 297 |
| 84 | 1 | 4 | 1 | 6 | 90 | 55 | 1 | 33 | 5 | 196 | 0 | 318 |
| 85 | 2 | 2 | 1 | 0 | 83 | 34 | 0 | 32 | 4 | 158 | 0 | 254 |
| 86 | 1 | 0 | 3 | 4 | 93 | 54 | 0 | 12 | 2 | 169 | 0 | 299 |
| 87 | 0 | 0 | 1 | 4 | 72 | 27 | 0 | 19 | 1 | 124 | 0 | 211 |
| 88 | 0 | 2 | 3 | 3 | 107 | 53 | 2 | 33 | 3 | 206 | 1 | 376 |
| 89 | 1 | 0 | 2 | 1 | 49 | 15 | 0 | 16 | 0 | 84 | 0 | 159 |
| 90 | 0 | 1 | 0 | 9 | 94 | 78 | 1 | 22 | 5 | 210 | 0 | 313 |
| 91 | 1 | 0 | 3 | 8 | 107 | 61 | 1 | 32 | 2 | 215 | 1 | 331 |
| 92 | 0 | 1 | 2 | 0 | 62 | 20 | 0 | 15 | 0 | 100 | 1 | 154 |
| 93 | 0 | 0 | 6 | 8 | 155 | 55 | 1 | 44 | 1 | 270 | 0 | 369 |
| 94 | 1 | 2 | 1 | 2 | 47 | 30 | 0 | 15 | 1 | 99 | 0 | 222 |
| 95 | 0 | 0 | 3 | 1 | 60 | 31 | 0 | 18 | 3 | 116 | 0 | 187 |
| 96 | 0 | 2 | 4 | 2 | 103 | 73 | 1 | 48 | 1 | 234 | 1 | 368 |
| 97S | 1 | 0 | 7 | 3 | 15 | 9 | 1 | 5 | 1 | 42 | 1 | 129 |
| 98 | 1 | 2 | 3 | 1 | 63 | 38 | 1 | 17 | 4 | 130 | 0 | 197 |
| 99 | 1 | 2 | 1 | 4 | 37 | 30 | 1 | 17 | 0 | 93 | 0 | 145 |
| 100 | 0 | 1 | 5 | 8 | 101 | 37 | 0 | 43 | 2 | 197 | 1 | 295 |
| 101 | 0 | 3 | 5 | 5 | 86 | 58 | 1 | 33 | 1 | 192 | 1 | 291 |
| 102 | 0 | 1 | 0 | 3 | 55 | 29 | 0 | 40 | 2 | 130 | 2 | 207 |
| 103 | 1 | 2 | 3 | 2 | 109 | 31 | 2 | 21 | 3 | 174 | 1 | 285 |
| 104 | 0 | 0 | 2 | 4 | 84 | 42 | 0 | 44 | 9 | 185 | 1 | 257 |
| 105 | 0 | 1 | 3 | 10 | 89 | 58 | 0 | 43 | 8 | 212 | 0 | 287 |
| 106 | 0 | 0 | 2 | 4 | 87 | 31 | 0 | 38 | 1 | 163 | 0 | 214 |
| 107 | 0 | 0 | 1 | 3 | 91 | 57 | 1 | 35 | 3 | 191 | 0 | 264 |
| 108 | 0 | 1 | 1 | 2 | 58 | 31 | 0 | 25 | 3 | 121 | 0 | 179 |
| 109 | 0 | 0 | 1 | 5 | 139 | 74 | 1 | 54 | 5 | 279 | 1 | 388 |
| 110 | 0 | 1 | 4 | 4 | 122 | 74 | 0 | 53 | 1 | 259 | 0 | 362 |
| 111 | 0 | 0 | 2 | 2 | 60 | 40 | 1 | 39 | 0 | 144 | 0 | 202 |
| 112 | 0 | 0 | 2 | 9 | 80 | 46 | 0 | 74 | 5 | 216 | 0 | 303 |
| 113 | 1 | 0 | 1 | 12 | 99 | 67 | 1 | 50 | 1 | 232 | 0 | 290 |
| 114 | 1 | 0 | 0 | 7 | 93 | 53 | 1 | 71 | 7 | 233 | 0 | 318 |
| 115 | 0 | 0 | 0 | 4 | 28 | 22 | 0 | 34 | 1 | 89 | 3 | 160 |
| 116 | 2 | 0 | 3 | 2 | 58 | 32 | 0 | 22 | 2 | 121 | 0 | 322 |
| Sub Totals | 64 | 101 | 299 | 484 | 8,994 | 5,983 | 56 | 3,465 | 254 | 19,700 | 49 | 30,114 |

(continued on next page)

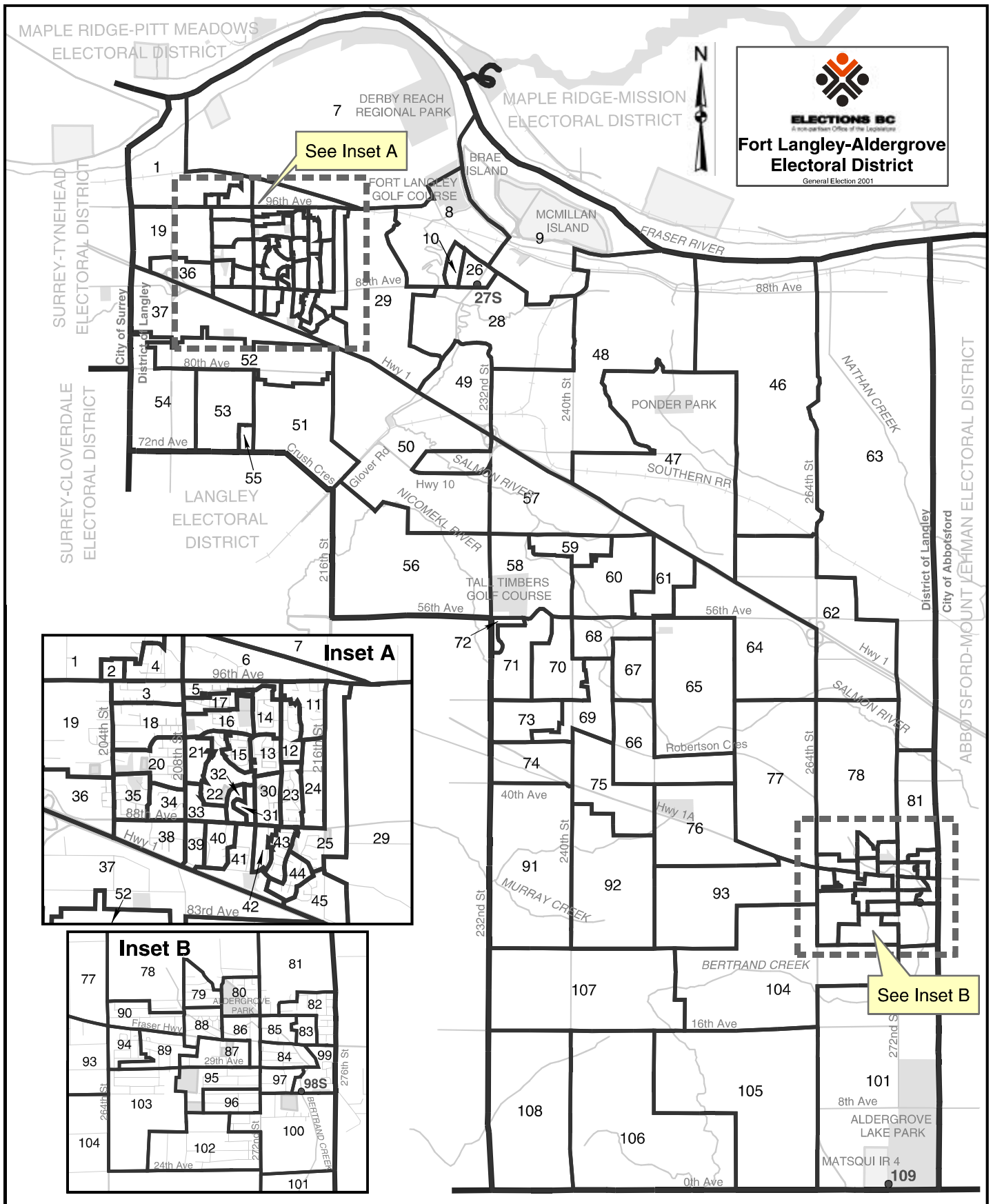
| Voting Area (continued) | Scott Attrill IND | Rick Berglund IND | Bill Clarke CP | Christopher John Davies BCM | Arnie Hamilton LIB | Maurine Karagianis NDP | Gerry McVeigh IND | Marilyn Sundeen GP | Bob Ward UPBC | Total Valid Votes | Rejected Ballots | No. of Registered Voters |
|---------------------------------------|-------------------------|-------------------------|----------------------|-----------------------------------|--------------------------|------------------------------|-------------------------|--------------------------|---------------------|-------------------------|---------------------|--------------------------------|
| S. 98 Mobiles. | 0 | 0 | 1 | 4 | 39 | 34 | 0 | 25 | 1 | 104 | 3 | |
| S. 99 Absentee - in ED | 3 | 2 | 8 | 25 | 190 | 96 | 1 | 98 | 6 | 429 | 2 | |
| S. 100 Absentee - out of ED | 1 | 0 | 1 | 7 | 35 | 41 | 0 | 49 | 4 | 138 | 8 | |
| S. 101 Absentee - Advance. | 0 | 0 | 0 | 2 | 3 | 12 | 0 | 7 | 1 | 25 | 2 | |
| S. 104 Voting in DEO office. | 0 | 1 | 2 | 4 | 171 | 71 | 0 | 32 | 2 | 283 | 10 | |
| S. 106 Voting by mail. | 0 | 1 | 11 | 8 | 112 | 21 | 0 | 9 | 0 | 162 | 12 | |
| Grand Totals | 68 | 105 | 322 | 534 | 9,544 | 6,258 | 57 | 3,685 | 268 | 20,841 | 86 | 30,114 |
| % of Valid Votes | 0.33% | 0.50% | 1.55% | 2.56% | 45.79% | 30.03% | 0.27% | 17.68% | 1.29% | | | |

Summary:

| | | | |
|---------------------------------|---------------|--------|-------------------|
| Valid Votes - General & Advance | 19,700 | 94.52% | Total Valid Votes |
| S. 98 Mobiles | 104 | 0.50% | Total Valid Votes |
| S. 99 Absentee - in ED | 429 | 2.06% | Total Valid Votes |
| S. 100 Absentee - out of ED | 138 | 0.66% | Total Valid Votes |
| S. 101 Absentee - Advance | 25 | 0.12% | Total Valid Votes |
| S. 104 Voting in DEO office | 283 | 1.36% | Total Valid Votes |
| S. 106 Voting by mail | 162 | 0.78% | Total Valid Votes |
| Total Valid Votes | 20,841 | | |
| Rejected Ballots | 86 | 0.41% | Ballots Cast |
| Registered Voters Who Voted | 20,927 | 69.49% | Registered Voters |

Candidate Elected: Arnie Hamilton (LIB)

*1 Voting Areas 1 and 2 combined



| | Simon Challenger NDP | Rich Coleman LIB | Murray Dunbar IND | Deanna Jopling UPBC | Joshua McKenzie BCM | Andrea Welling GP | Total Valid Votes | Rejected Ballots | No. of Registered Voters |
|-------------------------------------|----------------------------|------------------------|-------------------------|---------------------------|---------------------------|-------------------------|-------------------------|---------------------|--------------------------------|
| Advance Voting | | | | | | | | | |
| District Electoral Office | 39 | 371 | 9 | 23 | 12 | 37 | 491 | 2 | |
| Walnut Grove Community Centre . . . | 85 | 712 | 11 | 54 | 6 | 82 | 950 | 1 | |
| General Voting | | | | | | | | | |
| Voting Area | | | | | | | | | |
| 1 | 22 | 139 | 5 | 10 | 3 | 6 | 185 | 0 | 271 |
| 2 | 36 | 170 | 4 | 11 | 4 | 19 | 244 | 0 | 366 |
| 3 | 14 | 101 | 4 | 15 | 4 | 34 | 172 | 0 | 265 |
| 4 | 34 | 218 | 0 | 11 | 3 | 57 | 323 | 0 | 467 |
| 5 | 12 | 106 | 4 | 7 | 6 | 20 | 155 | 0 | 253 |
| 6 | 3 | 109 | 1 | 6 | 2 | 16 | 137 | 0 | 196 |
| 7 | 17 | 141 | 3 | 13 | 7 | 43 | 224 | 1 | 322 |
| 8 | 39 | 158 | 2 | 17 | 10 | 37 | 263 | 1 | 373 |
| 9 | 56 | 129 | 7 | 7 | 13 | 29 | 241 | 1 | 345 |
| 10 | 34 | 140 | 2 | 15 | 4 | 36 | 231 | 0 | 328 |
| 11 | 16 | 181 | 2 | 11 | 4 | 29 | 243 | 0 | 386 |
| 12 | 19 | 147 | 5 | 8 | 14 | 22 | 215 | 1 | 348 |
| 13 | 37 | 150 | 3 | 10 | 6 | 24 | 230 | 0 | 344 |
| 14 | 37 | 164 | 2 | 6 | 6 | 20 | 235 | 1 | 353 |
| 15 | 23 | 147 | 0 | 7 | 3 | 24 | 204 | 0 | 313 |
| 16 | 23 | 125 | 0 | 12 | 4 | 35 | 199 | 0 | 308 |
| 17 | 16 | 118 | 1 | 24 | 2 | 11 | 172 | 0 | 245 |
| 18 | 18 | 204 | 5 | 8 | 10 | 22 | 267 | 0 | 418 |
| 19 | 33 | 355 | 8 | 17 | 10 | 53 | 476 | 1 | 680 |
| 20 | 38 | 273 | 4 | 17 | 2 | 32 | 366 | 1 | 551 |
| 21 | 28 | 159 | 7 | 11 | 4 | 20 | 229 | 1 | 352 |
| 22 | 25 | 136 | 2 | 13 | 11 | 28 | 215 | 0 | 322 |
| 23 | 34 | 156 | 2 | 11 | 6 | 31 | 240 | 0 | 387 |
| 24 | 32 | 220 | 6 | 14 | 3 | 27 | 302 | 2 | 413 |
| 25 | 37 | 192 | 1 | 6 | 6 | 22 | 264 | 0 | 381 |
| 26 | 40 | 141 | 4 | 9 | 9 | 52 | 255 | 0 | 350 |
| 27S | 0 | 0 | 0 | 0 | 0 | 0 | 0 | 0 | 2 |
| 28 | 20 | 110 | 2 | 5 | 6 | 32 | 175 | 1 | 253 |
| 29 | 20 | 97 | 2 | 6 | 5 | 21 | 151 | 0 | 211 |
| 30 | 33 | 171 | 1 | 7 | 4 | 23 | 239 | 2 | 354 |
| 31 | 23 | 132 | 1 | 7 | 0 | 12 | 175 | 0 | 281 |
| 32 | 13 | 89 | 1 | 7 | 7 | 32 | 149 | 0 | 260 |
| 33 | 16 | 92 | 0 | 7 | 5 | 29 | 149 | 0 | 248 |
| 34 | 28 | 162 | 4 | 4 | 2 | 34 | 234 | 0 | 377 |
| 35 | 17 | 143 | 3 | 4 | 5 | 23 | 195 | 0 | 306 |
| 36 | 49 | 229 | 7 | 9 | 2 | 23 | 319 | 0 | 503 |
| 37 | 19 | 130 | 3 | 8 | 9 | 24 | 193 | 0 | 291 |
| 38 | 25 | 208 | 0 | 8 | 5 | 25 | 271 | 0 | 411 |
| 39 | 24 | 161 | 2 | 9 | 2 | 24 | 222 | 0 | 332 |
| 40 | 12 | 129 | 1 | 4 | 1 | 32 | 179 | 0 | 290 |
| 41 | 28 | 224 | 3 | 14 | 1 | 23 | 293 | 0 | 423 |
| 42 | 50 | 171 | 3 | 5 | 2 | 28 | 259 | 0 | 367 |
| 43 | 18 | 160 | 4 | 10 | 2 | 19 | 213 | 1 | 332 |
| 44 | 7 | 169 | 1 | 14 | 1 | 37 | 229 | 0 | 362 |
| 45 | 7 | 112 | 1 | 4 | 3 | 16 | 143 | 0 | 250 |
| 46 | 30 | 173 | 5 | 21 | 13 | 22 | 264 | 0 | 390 |
| 47 | 24 | 157 | 3 | 8 | 7 | 34 | 233 | 1 | 318 |
| 48 | 6 | 122 | 0 | 21 | 4 | 17 | 170 | 0 | 247 |
| 49 | 16 | 144 | 3 | 18 | 5 | 14 | 200 | 0 | 288 |
| 50 | 14 | 129 | 0 | 9 | 4 | 14 | 170 | 0 | 309 |
| 51 | 27 | 157 | 2 | 2 | 5 | 20 | 213 | 0 | 286 |
| 52 | 15 | 118 | 1 | 11 | 6 | 20 | 171 | 0 | 270 |
| 53 | 18 | 161 | 2 | 18 | 8 | 18 | 225 | 0 | 318 |
| 54 *1 | 33 | 166 | 5 | 11 | 8 | 20 | 243 | 0 | 320 |
| 55 *1 | - | - | - | - | - | - | - | - | 33 |
| 56 | 9 | 114 | 6 | 9 | 8 | 25 | 171 | 5 | 300 |
| 57 | 27 | 163 | 3 | 12 | 3 | 27 | 235 | 1 | 349 |
| 58 | 7 | 106 | 2 | 1 | 2 | 15 | 133 | 0 | 192 |
| 59 | 14 | 100 | 1 | 7 | 9 | 15 | 146 | 0 | 200 |
| 60 | 24 | 192 | 3 | 10 | 6 | 34 | 269 | 1 | 358 |
| 61 | 27 | 170 | 1 | 10 | 9 | 26 | 243 | 1 | 324 |

**Fort Langley-Aldergrove Electoral District
Voting Results**

Statement of Votes
Elections British Columbia

| Voting Area (continued) | Simon Challenger NDP | Rich Coleman LIB | Murray Dunbar IND | Deanna Jopling UPBC | Joshua McKenzie BCM | Andrea Welling GP | Total Valid Votes | Rejected Ballots | No. of Registered Voters |
|-----------------------------|----------------------------|------------------------|-------------------------|---------------------------|---------------------------|-------------------------|-------------------------|---------------------|--------------------------------|
| 62 | 24 | 158 | 1 | 14 | 14 | 28 | 239 | 0 | 318 |
| 63 | 18 | 182 | 4 | 29 | 14 | 33 | 280 | 0 | 407 |
| 64 | 14 | 139 | 0 | 12 | 4 | 18 | 187 | 0 | 281 |
| 65 | 32 | 204 | 4 | 15 | 8 | 25 | 288 | 0 | 356 |
| 66 | 27 | 160 | 6 | 13 | 15 | 31 | 252 | 2 | 365 |
| 67 | 17 | 123 | 5 | 12 | 9 | 31 | 197 | 1 | 276 |
| 68 | 27 | 150 | 6 | 16 | 10 | 38 | 247 | 1 | 345 |
| 69 | 26 | 103 | 4 | 20 | 4 | 21 | 178 | 0 | 248 |
| 70 | 20 | 136 | 2 | 13 | 4 | 15 | 190 | 0 | 267 |
| 71 | 17 | 146 | 4 | 17 | 4 | 39 | 227 | 0 | 325 |
| 72 | 6 | 35 | 1 | 3 | 2 | 6 | 53 | 0 | 81 |
| 73 | 32 | 109 | 3 | 10 | 6 | 33 | 193 | 0 | 276 |
| 74 | 15 | 55 | 3 | 4 | 5 | 20 | 102 | 0 | 163 |
| 75 | 19 | 97 | 10 | 9 | 8 | 29 | 172 | 1 | 284 |
| 76 | 12 | 91 | 2 | 4 | 1 | 11 | 121 | 0 | 178 |
| 77 | 2 | 74 | 2 | 9 | 3 | 8 | 98 | 0 | 153 |
| 78 | 14 | 122 | 3 | 8 | 7 | 28 | 182 | 0 | 305 |
| 79 | 17 | 137 | 1 | 14 | 12 | 18 | 199 | 1 | 294 |
| 80 | 10 | 89 | 4 | 10 | 5 | 20 | 138 | 0 | 197 |
| 81 | 20 | 81 | 0 | 7 | 0 | 7 | 115 | 1 | 187 |
| 82 | 18 | 171 | 3 | 13 | 8 | 30 | 243 | 2 | 372 |
| 83 | 16 | 47 | 3 | 6 | 6 | 12 | 90 | 0 | 164 |
| 84 | 27 | 90 | 3 | 6 | 3 | 24 | 153 | 0 | 243 |
| 85 | 23 | 78 | 0 | 16 | 4 | 15 | 136 | 1 | 217 |
| 86 | 13 | 97 | 5 | 7 | 9 | 20 | 151 | 0 | 267 |
| 87 | 25 | 104 | 3 | 15 | 12 | 19 | 178 | 0 | 284 |
| 88 | 17 | 98 | 1 | 5 | 4 | 11 | 136 | 0 | 276 |
| 89 | 19 | 135 | 8 | 13 | 7 | 23 | 205 | 0 | 310 |
| 90 | 24 | 95 | 3 | 15 | 7 | 22 | 166 | 0 | 299 |
| 91 | 33 | 155 | 5 | 10 | 9 | 22 | 234 | 0 | 358 |
| 92 | 24 | 148 | 7 | 11 | 3 | 23 | 216 | 0 | 337 |
| 93 | 17 | 106 | 1 | 12 | 4 | 11 | 151 | 0 | 263 |
| 94 | 17 | 85 | 3 | 10 | 8 | 13 | 136 | 0 | 217 |
| 95 | 23 | 103 | 1 | 8 | 14 | 23 | 172 | 0 | 262 |
| 96 | 25 | 97 | 3 | 8 | 9 | 31 | 173 | 0 | 295 |
| 97 *2 | 27 | 75 | 2 | 8 | 2 | 8 | 122 | 3 | 205 |
| 98S *2 | - | - | - | - | - | - | - | - | 50 |
| 99 | 21 | 121 | 3 | 15 | 15 | 29 | 204 | 1 | 318 |
| 100 | 19 | 141 | 3 | 15 | 7 | 33 | 218 | 1 | 295 |
| 101 | 15 | 165 | 3 | 11 | 9 | 15 | 218 | 0 | 350 |
| 102 | 41 | 213 | 5 | 29 | 5 | 25 | 318 | 1 | 440 |
| 103 | 16 | 133 | 4 | 15 | 8 | 28 | 204 | 1 | 322 |
| 104 | 14 | 156 | 2 | 10 | 4 | 15 | 201 | 0 | 313 |
| 105 | 26 | 175 | 1 | 22 | 6 | 31 | 261 | 0 | 384 |
| 106 | 22 | 131 | 2 | 10 | 10 | 27 | 202 | 0 | 283 |
| 107 | 11 | 137 | 1 | 16 | 3 | 15 | 183 | 0 | 285 |
| 108 | 19 | 133 | 3 | 7 | 7 | 20 | 189 | 0 | 289 |
| 109 | 76 | 178 | 7 | 8 | 2 | 33 | 304 | 1 | 390 |
| Sub Totals | 2,544 | 15,981 | 330 | 1,233 | 653 | 2,683 | 23,424 | 44 | 33,086 |
| S. 98 Mobiles | 13 | 35 | 1 | 1 | 1 | 8 | 59 | 5 | |
| S. 99 Absentee - in ED | 28 | 203 | 4 | 25 | 14 | 37 | 311 | 8 | |
| S. 100 Absentee - out of ED | 12 | 87 | 1 | 5 | 3 | 18 | 126 | 50 | |
| S. 101 Absentee - Advance | 5 | 43 | 0 | 0 | 1 | 5 | 54 | 3 | |
| S. 104 Voting in DEO office | 16 | 170 | 0 | 9 | 1 | 15 | 211 | 1 | |
| S. 106 Voting by mail | 1 | 8 | 0 | 2 | 1 | 0 | 12 | 0 | |
| Grand Totals | 2,619 | 16,527 | 336 | 1,275 | 674 | 2,766 | 24,197 | 111 | 33,086 |
| % of Valid Votes | 10.82% | 68.30% | 1.39% | 5.27% | 2.79% | 11.43% | | | |

(continued on next page)

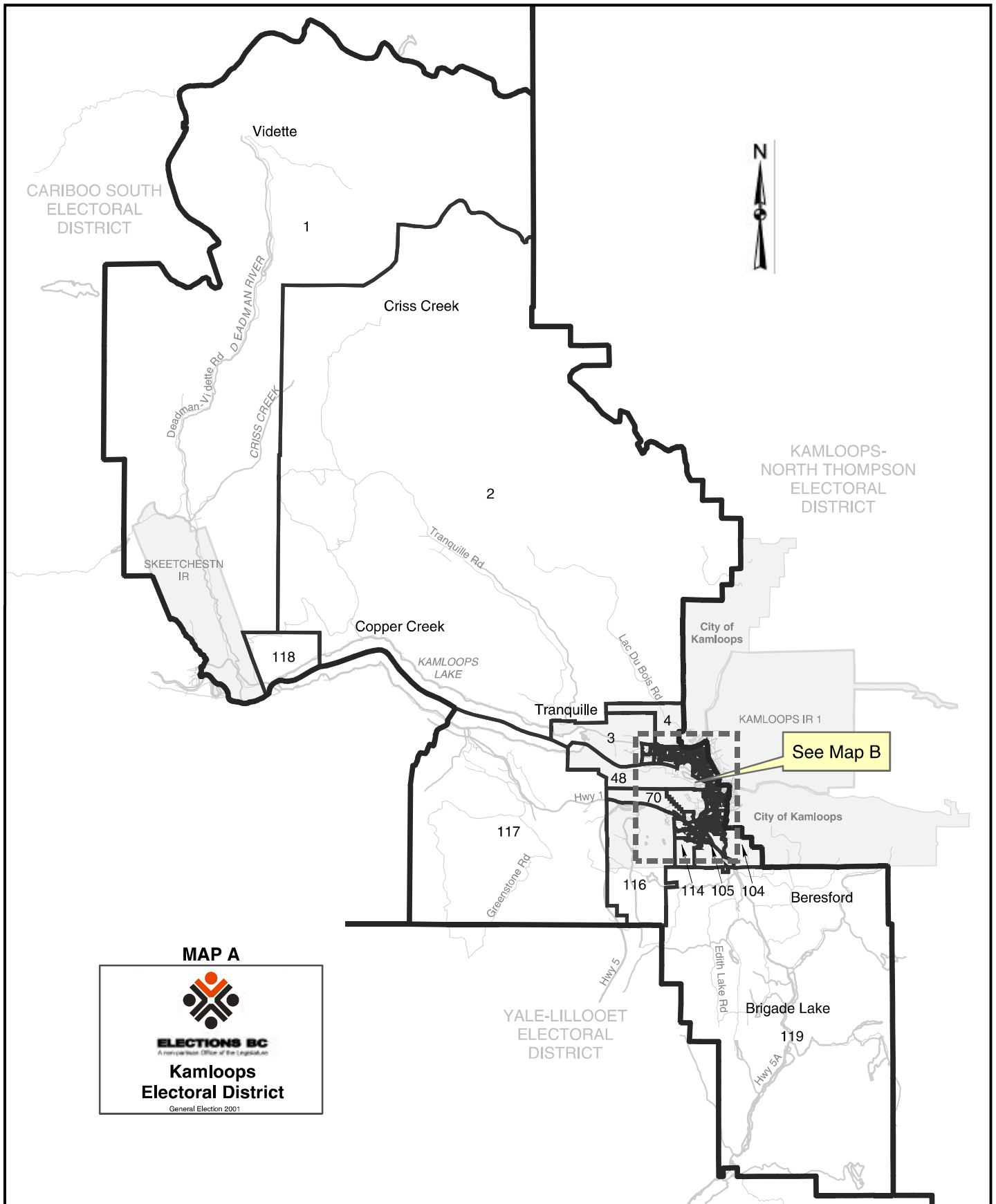
Summary:

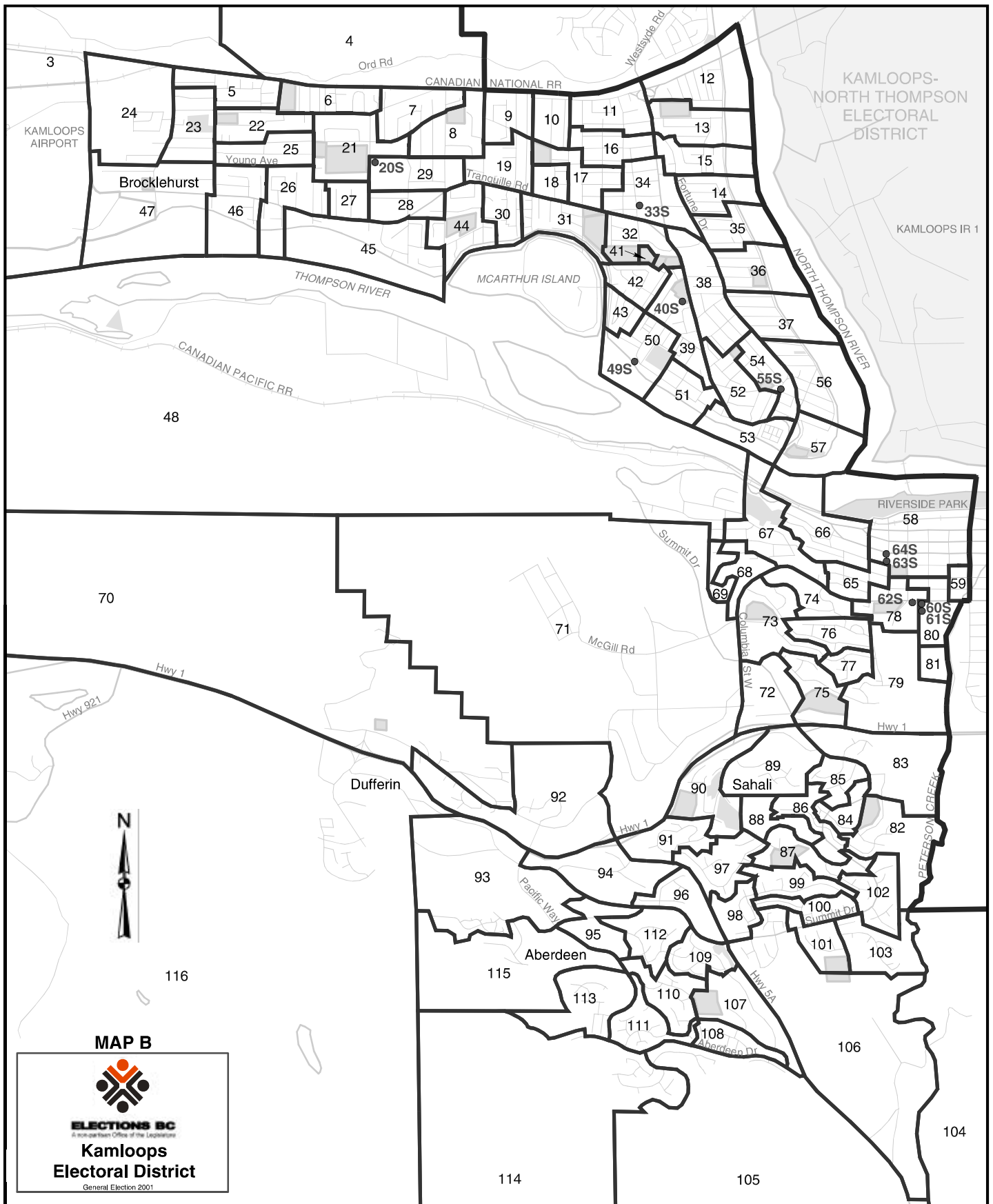
| | | | |
|---------------------------------|---------------|--------|-------------------|
| Valid Votes - General & Advance | 23,424 | 96.81% | Total Valid Votes |
| S. 98 Mobiles | 59 | 0.24% | Total Valid Votes |
| S. 99 Absentee - in ED | 311 | 1.29% | Total Valid Votes |
| S. 100 Absentee - out of ED | 126 | 0.52% | Total Valid Votes |
| S. 101 Absentee - Advance | 54 | 0.22% | Total Valid Votes |
| S. 104 Voting in DEO office | 211 | 0.87% | Total Valid Votes |
| S. 106 Voting by mail | 12 | 0.05% | Total Valid Votes |
| Total Valid Votes | 24,197 | | |
| Rejected Ballots | 111 | 0.46% | Ballots Cast |
| Registered Voters Who Voted | 24,308 | 73.47% | Registered Voters |

Candidate Elected: Rich Coleman (LIB)

*1 Voting Areas 54 and 55 combined

*2 Voting Areas 97 and 98S combined





**Kamloops Electoral District
Voting Results**

Statement of Votes
Elections British Columbia

| | Julian Gushulak BCM | Cathy McGregor NDP | Claude Richmond LIB | Ernie Schmidt IND | Joe Teichman GP | Ruth Watson UPBC | Total Valid Votes | Rejected Ballots | No. of Registered Voters |
|----------------------------------|------------------------------------|-----------------------------------|------------------------------------|----------------------------------|--------------------------------|---------------------------------|----------------------------------|-----------------------------|---|
| Advance Voting | | | | | | | | | |
| Kamloops | 26 | 300 | 1,097 | 11 | 101 | 35 | 1,570 | 4 | |
| General Voting | | | | | | | | | |
| Voting Area | | | | | | | | | |
| 1 Deadmans Creek | 11 | 15 | 18 | 2 | 26 | 3 | 75 | 0 | 137 |
| 2 Criss Creek/Red Lake | 0 | 8 | 27 | 2 | 16 | 2 | 55 | 0 | 95 |
| 3 Savona | 5 | 51 | 95 | 1 | 19 | 4 | 175 | 2 | 280 |
| 4 Brocklehurst | 11 | 29 | 83 | 1 | 20 | 4 | 148 | 3 | 248 |
| 5 Cherry Creek | 3 | 59 | 95 | 0 | 16 | 7 | 180 | 0 | 297 |
| 6 Brocklehurst | 5 | 42 | 85 | 4 | 23 | 2 | 161 | 1 | 275 |
| 7 Brocklehurst | 8 | 44 | 109 | 5 | 30 | 6 | 202 | 0 | 343 |
| 8 Brocklehurst | 13 | 42 | 74 | 3 | 22 | 1 | 155 | 0 | 274 |
| 9 Brocklehurst | 2 | 39 | 108 | 0 | 20 | 3 | 172 | 1 | 298 |
| 10 Brocklehurst | 6 | 78 | 138 | 1 | 22 | 3 | 248 | 3 | 394 |
| 11 Kamloops N | 6 | 39 | 90 | 0 | 9 | 2 | 146 | 0 | 278 |
| 12 Kamloops N | 11 | 55 | 63 | 0 | 31 | 3 | 163 | 1 | 274 |
| 13 Kamloops N | 9 | 53 | 79 | 0 | 14 | 2 | 157 | 2 | 281 |
| 14 Kamloops N | 8 | 27 | 119 | 1 | 26 | 3 | 184 | 0 | 278 |
| 15 Kamloops N | 4 | 52 | 93 | 2 | 21 | 3 | 175 | 1 | 272 |
| 16 Kamloops N | 7 | 48 | 69 | 1 | 14 | 3 | 142 | 0 | 264 |
| 17 Kamloops N | 4 | 38 | 66 | 2 | 21 | 4 | 135 | 1 | 254 |
| 18 Brocklehurst | 4 | 37 | 75 | 2 | 13 | 7 | 138 | 0 | 269 |
| 19 Brocklehurst | 5 | 73 | 112 | 3 | 14 | 3 | 210 | 3 | 328 |
| 20S Kamloops N | 3 | 17 | 23 | 0 | 3 | 3 | 49 | 1 | 70 |
| 21 Brocklehurst | 12 | 46 | 91 | 2 | 16 | 3 | 170 | 1 | 294 |
| 22 Brocklehurst | 2 | 51 | 107 | 4 | 23 | 7 | 194 | 3 | 330 |
| 23 Brocklehurst | 6 | 40 | 108 | 0 | 14 | 1 | 169 | 2 | 285 |
| 24 Brocklehurst | 7 | 34 | 97 | 0 | 26 | 4 | 168 | 0 | 286 |
| 25 Brocklehurst | 9 | 50 | 96 | 1 | 27 | 4 | 187 | 1 | 306 |
| 26 Brocklehurst | 6 | 55 | 109 | 5 | 25 | 3 | 203 | 0 | 330 |
| 27 Brocklehurst | 8 | 37 | 80 | 0 | 16 | 4 | 145 | 1 | 273 |
| 28 Brocklehurst | 6 | 35 | 49 | 2 | 12 | 7 | 111 | 0 | 240 |
| 29 Brocklehurst | 3 | 33 | 49 | 1 | 13 | 3 | 102 | 1 | 220 |
| 30 Brocklehurst | 5 | 41 | 72 | 2 | 19 | 9 | 148 | 1 | 287 |
| 31 Brocklehurst | 3 | 61 | 87 | 0 | 11 | 2 | 164 | 1 | 281 |
| 32 Kamloops N | 7 | 32 | 72 | 3 | 12 | 1 | 127 | 1 | 246 |
| 33S Kamloops N | 0 | 11 | 27 | 0 | 1 | 0 | 39 | 1 | 58 |
| 34 Kamloops N | 4 | 43 | 54 | 2 | 14 | 6 | 123 | 2 | 249 |
| 35 Kamloops N | 7 | 44 | 52 | 0 | 23 | 3 | 129 | 0 | 261 |
| 36 Kamloops N | 4 | 30 | 59 | 6 | 12 | 0 | 111 | 0 | 217 |
| 37 Kamloops N | 16 | 46 | 64 | 4 | 15 | 4 | 149 | 1 | 267 |
| 38 Kamloops N | 8 | 36 | 78 | 2 | 25 | 1 | 150 | 1 | 250 |
| 39 Kamloops N | 11 | 26 | 56 | 1 | 26 | 8 | 128 | 0 | 219 |
| 40S Kamloops N | 1 | 8 | 18 | 0 | 2 | 0 | 29 | 0 | 39 |
| 41 Kamloops N | 2 | 47 | 59 | 1 | 6 | 5 | 120 | 0 | 164 |
| 42 Kamloops N | 3 | 42 | 78 | 3 | 14 | 6 | 146 | 1 | 246 |
| 43 Kamloops N | 4 | 19 | 57 | 0 | 18 | 1 | 99 | 1 | 181 |
| 44 Brocklehurst | 7 | 44 | 85 | 4 | 21 | 5 | 166 | 0 | 283 |
| 45 Brocklehurst | 10 | 58 | 117 | 4 | 17 | 2 | 208 | 0 | 290 |
| 46 Brocklehurst | 9 | 50 | 85 | 2 | 17 | 2 | 165 | 1 | 267 |
| 47 Brocklehurst | 6 | 29 | 108 | 2 | 19 | 8 | 172 | 0 | 353 |
| 48 Kamloops S | 5 | 36 | 146 | 1 | 16 | 5 | 209 | 0 | 368 |
| 49S Kamloops N | 2 | 8 | 17 | 0 | 0 | 0 | 27 | 1 | 40 |
| 50 Kamloops N | 5 | 19 | 65 | 0 | 21 | 3 | 113 | 1 | 225 |
| 51 Kamloops N | 5 | 22 | 74 | 0 | 22 | 1 | 124 | 0 | 240 |
| 52 Kamloops N | 18 | 16 | 44 | 1 | 21 | 0 | 100 | 0 | 206 |
| 53 Kamloops N | 3 | 39 | 58 | 3 | 9 | 4 | 116 | 0 | 221 |
| 54 Kamloops N | 8 | 27 | 78 | 2 | 24 | 1 | 140 | 2 | 227 |
| 55S Kamloops N | 0 | 11 | 15 | 0 | 1 | 0 | 27 | 1 | 55 |
| 56 Kamloops N | 14 | 41 | 75 | 0 | 23 | 4 | 157 | 0 | 294 |
| 57 Kamloops N | 5 | 27 | 45 | 2 | 14 | 1 | 94 | 0 | 206 |
| 58 Kamloops S | 4 | 44 | 101 | 1 | 11 | 6 | 167 | 2 | 297 |
| 59 Kamloops S | 5 | 40 | 63 | 1 | 14 | 4 | 127 | 0 | 253 |
| 60S Kamloops S | 5 | 20 | 17 | 1 | 4 | 1 | 48 | 4 | 122 |
| 61S Kamloops S | 0 | 34 | 53 | 0 | 5 | 0 | 92 | 0 | 127 |
| 62S Kamloops S | 0 | 0 | 0 | 0 | 0 | 0 | 0 | 0 | 0 |

| Voting Area (continued) | Julian Gushulak BCM | Cathy McGregor NDP | Claude Richmond LIB | Ernie Schmidt IND | Joe Teichman GP | Ruth Watson UPBC | Total Valid Votes | Rejected Ballots | No. of Registered Voters |
|-------------------------|---------------------------|--------------------------|---------------------------|-------------------------|-----------------------|------------------------|-------------------------|---------------------|--------------------------------|
| 63S Kamloops S *1 | 1 | 30 | 25 | 0 | 8 | 2 | 66 | 1 | 88 |
| 64S Kamloops S *1 | - | - | - | - | - | - | - | - | 54 |
| 65 Kamloops S | 4 | 41 | 79 | 0 | 18 | 0 | 142 | 2 | 237 |
| 66 Kamloops S | 3 | 39 | 77 | 1 | 24 | 1 | 145 | 1 | 265 |
| 67 Kamloops S | 3 | 46 | 89 | 1 | 18 | 6 | 163 | 2 | 252 |
| 68 Kamloops S | 2 | 23 | 47 | 2 | 11 | 3 | 88 | 0 | 191 |
| 69 Kamloops S | 10 | 24 | 56 | 3 | 25 | 0 | 118 | 0 | 221 |
| 70 Kamloops S | 5 | 60 | 155 | 3 | 34 | 2 | 259 | 0 | 341 |
| 71 Kamloops S *2 | - | - | - | - | - | - | - | - | 76 |
| 72 Kamloops S *2 | 5 | 14 | 52 | 1 | 3 | 4 | 79 | 0 | 156 |
| 73 Kamloops S | 6 | 44 | 93 | 2 | 17 | 6 | 168 | 1 | 241 |
| 74 Kamloops S | 8 | 39 | 167 | 3 | 25 | 3 | 245 | 0 | 420 |
| 75 Kamloops S | 1 | 34 | 92 | 2 | 19 | 4 | 152 | 0 | 271 |
| 76 Kamloops S | 10 | 46 | 111 | 1 | 31 | 5 | 204 | 1 | 303 |
| 77 Kamloops S | 3 | 45 | 115 | 3 | 19 | 4 | 189 | 1 | 285 |
| 78 Kamloops S | 4 | 29 | 69 | 1 | 16 | 1 | 120 | 5 | 257 |
| 79 Kamloops S | 2 | 28 | 101 | 0 | 8 | 1 | 140 | 0 | 232 |
| 80 Kamloops S | 5 | 55 | 74 | 1 | 20 | 4 | 159 | 3 | 277 |
| 81 Kamloops S | 0 | 18 | 30 | 0 | 9 | 1 | 58 | 1 | 88 |
| 82 Kamloops S | 5 | 30 | 105 | 1 | 17 | 6 | 164 | 1 | 292 |
| 83 Kamloops S | 4 | 34 | 93 | 2 | 12 | 3 | 148 | 1 | 226 |
| 84 Kamloops S | 11 | 25 | 70 | 3 | 21 | 8 | 138 | 0 | 273 |
| 85 Kamloops S | 8 | 33 | 93 | 5 | 21 | 4 | 164 | 0 | 271 |
| 86 Kamloops S | 5 | 23 | 65 | 1 | 17 | 2 | 113 | 0 | 231 |
| 87 Kamloops S | 3 | 38 | 91 | 0 | 23 | 0 | 155 | 0 | 271 |
| 88 Kamloops S | 5 | 31 | 103 | 1 | 18 | 4 | 162 | 0 | 274 |
| 89 Kamloops S | 5 | 36 | 114 | 1 | 17 | 1 | 174 | 0 | 284 |
| 90 Kamloops S | 8 | 44 | 121 | 2 | 28 | 2 | 205 | 1 | 323 |
| 91 Kamloops S | 3 | 36 | 134 | 3 | 16 | 2 | 194 | 1 | 290 |
| 92 Kamloops S | 6 | 52 | 137 | 0 | 9 | 2 | 206 | 2 | 321 |
| 93 Kamloops S | 2 | 44 | 104 | 5 | 22 | 4 | 181 | 0 | 325 |
| 94 Kamloops S | 1 | 32 | 142 | 0 | 17 | 0 | 192 | 1 | 357 |
| 95 Kamloops S | 2 | 38 | 123 | 3 | 14 | 4 | 184 | 1 | 334 |
| 96 Kamloops S | 2 | 32 | 121 | 0 | 12 | 1 | 168 | 0 | 237 |
| 97 Kamloops S | 3 | 37 | 161 | 1 | 29 | 3 | 234 | 0 | 356 |
| 98 Kamloops S | 5 | 23 | 104 | 1 | 23 | 5 | 161 | 3 | 262 |
| 99 Kamloops S | 4 | 16 | 154 | 0 | 13 | 2 | 189 | 0 | 293 |
| 100 Kamloops S | 3 | 42 | 130 | 2 | 20 | 5 | 202 | 2 | 288 |
| 101 Kamloops S | 3 | 23 | 113 | 1 | 18 | 6 | 164 | 0 | 262 |
| 102 Kamloops S | 1 | 22 | 160 | 0 | 13 | 1 | 197 | 0 | 283 |
| 103 Kamloops S | 1 | 39 | 157 | 1 | 17 | 3 | 218 | 0 | 303 |
| 104 Kamloops S | 1 | 9 | 24 | 0 | 5 | 0 | 39 | 0 | 66 |
| 105 Aberdeen | 2 | 26 | 154 | 1 | 15 | 7 | 205 | 0 | 337 |
| 106 Kamloops S | 4 | 46 | 160 | 0 | 9 | 7 | 226 | 0 | 335 |
| 107 Aberdeen | 4 | 48 | 132 | 1 | 17 | 3 | 205 | 0 | 291 |
| 108 Aberdeen | 5 | 38 | 147 | 1 | 25 | 2 | 218 | 0 | 324 |
| 109 Aberdeen | 3 | 22 | 139 | 2 | 17 | 6 | 189 | 0 | 310 |
| 110 Aberdeen | 2 | 29 | 142 | 1 | 12 | 2 | 188 | 1 | 283 |
| 111 Aberdeen | 6 | 32 | 148 | 4 | 26 | 8 | 224 | 0 | 348 |
| 112 Aberdeen | 1 | 26 | 140 | 5 | 12 | 1 | 185 | 1 | 294 |
| 113 Kamloops S | 3 | 21 | 110 | 1 | 11 | 2 | 148 | 1 | 230 |
| 114 Aberdeen | 7 | 24 | 171 | 1 | 14 | 3 | 220 | 0 | 330 |
| 115 Aberdeen | 0 | 36 | 142 | 0 | 14 | 2 | 194 | 2 | 330 |
| 116 Aberdeen | 12 | 40 | 156 | 1 | 22 | 5 | 236 | 0 | 358 |
| 117 Cherry Creek | 8 | 40 | 118 | 1 | 23 | 6 | 196 | 2 | 312 |
| 118 Savona | 0 | 0 | 0 | 0 | 0 | 0 | 0 | 0 | 0 |
| 119 Knutsford | 7 | 29 | 148 | 0 | 15 | 6 | 205 | 0 | 310 |
| Sub Totals | 623 | 4,389 | 11,641 | 180 | 2,049 | 407 | 19,289 | 92 | 29,881 |

(continued on next page)

| Voting Area (continued) | Julian Gushulak BCM | Cathy McGregor NDP | Claude Richmond LIB | Ernie Schmidt IND | Joe Teichman GP | Ruth Watson UPBC | Total Valid Votes | Rejected Ballots | No. of Registered Voters |
|---------------------------------------|------------------------------------|-----------------------------------|------------------------------------|----------------------------------|--------------------------------|---------------------------------|----------------------------------|-----------------------------|---|
| S. 98 Mobiles | 1 | 8 | 12 | 0 | 6 | 2 | 29 | 25 | |
| S. 99 Absentee - in ED | 63 | 106 | 293 | 9 | 75 | 11 | 557 | 23 | |
| S. 100 Absentee - out of ED | 12 | 27 | 84 | 2 | 30 | 4 | 159 | 25 | |
| S. 101 Absentee - Advance | 0 | 7 | 37 | 0 | 5 | 0 | 49 | 5 | |
| S. 104 Voting in DEO office | 8 | 52 | 187 | 2 | 14 | 5 | 268 | 3 | |
| S. 106 Voting by mail | 0 | 3 | 4 | 0 | 1 | 1 | 9 | 1 | |
| Grand Totals | 707 | 4,592 | 12,258 | 193 | 2,180 | 430 | 20,360 | 174 | 29,881 |
| % of Valid Votes | 3.47% | 22.55% | 60.21% | 0.95% | 10.71% | 2.11% | | | |

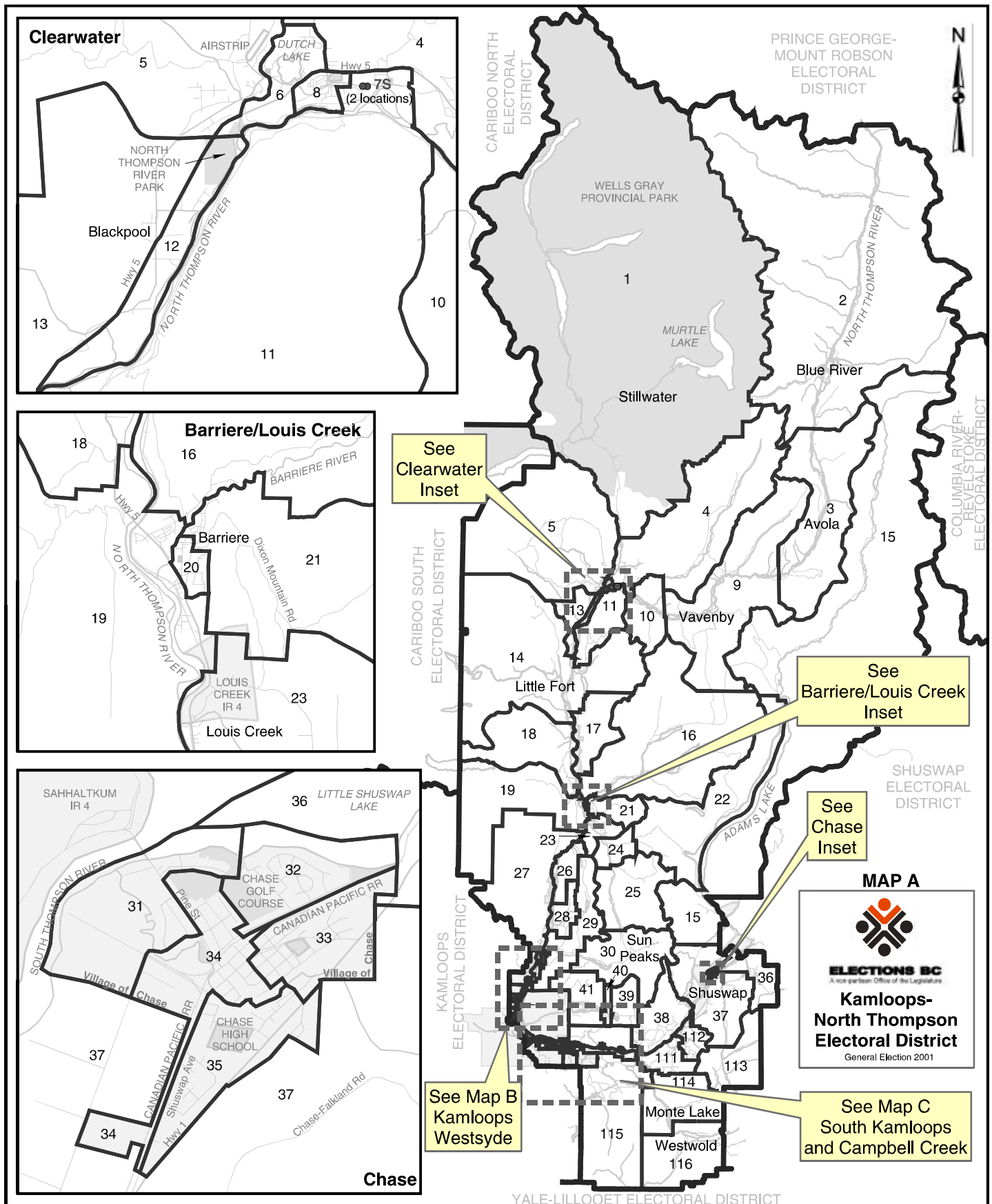
Summary:

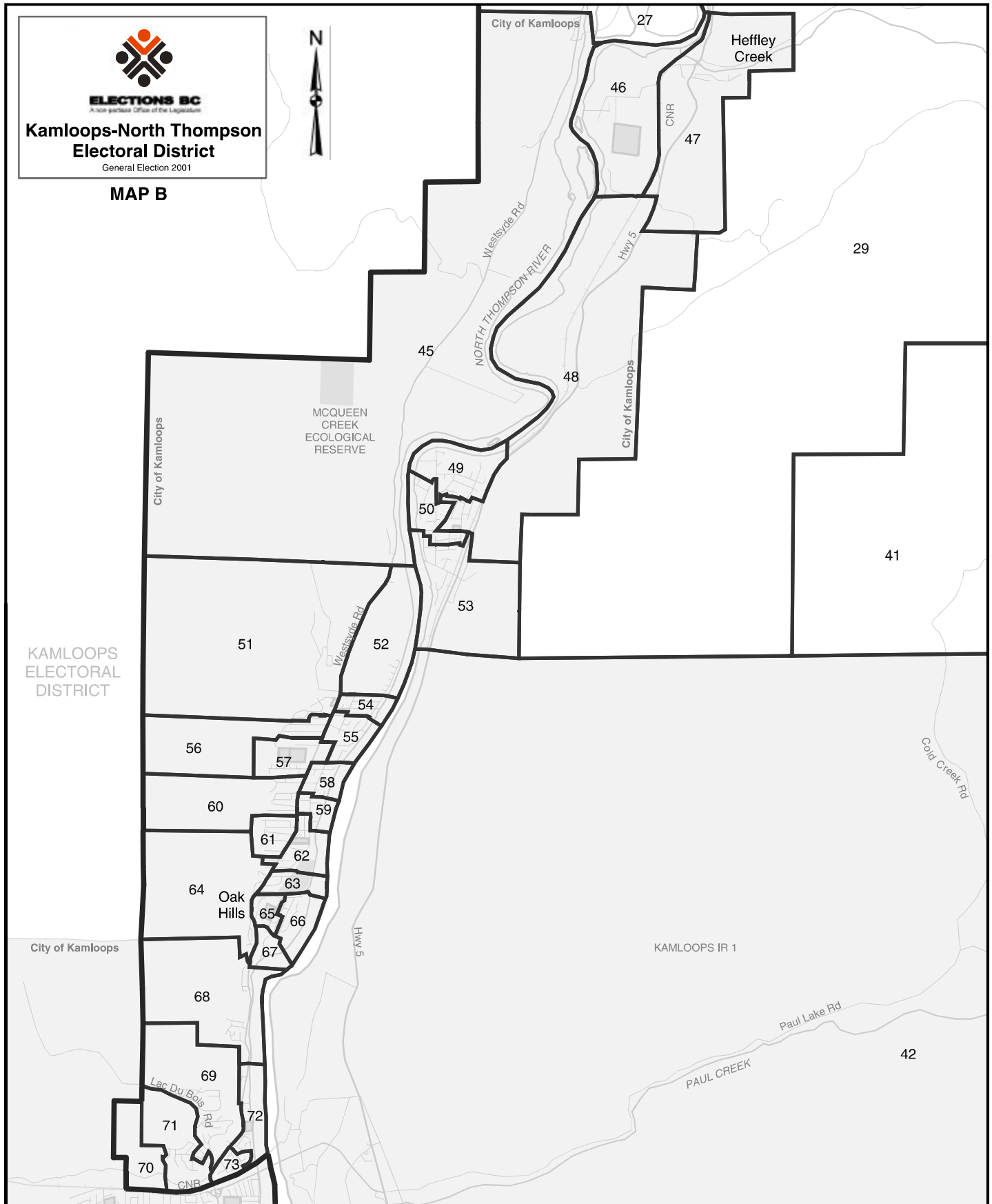
| | | | |
|---------------------------------|---------------|--------|-------------------|
| Valid Votes - General & Advance | 19,289 | 94.74% | Total Valid Votes |
| S. 98 Mobiles | 29 | 0.15% | Total Valid Votes |
| S. 99 Absentee - in ED | 557 | 2.73% | Total Valid Votes |
| S. 100 Absentee - out of ED | 159 | 0.78% | Total Valid Votes |
| S. 101 Absentee - Advance | 49 | 0.24% | Total Valid Votes |
| S. 104 Voting in DEO office | 268 | 1.32% | Total Valid Votes |
| S. 106 Voting by mail | 9 | 0.04% | Total Valid Votes |
| Total Valid Votes | 20,360 | | |
| Rejected Ballots | 174 | 0.85% | Ballots Cast |
| Registered Voters Who Voted | 20,534 | 68.72% | Registered Voters |

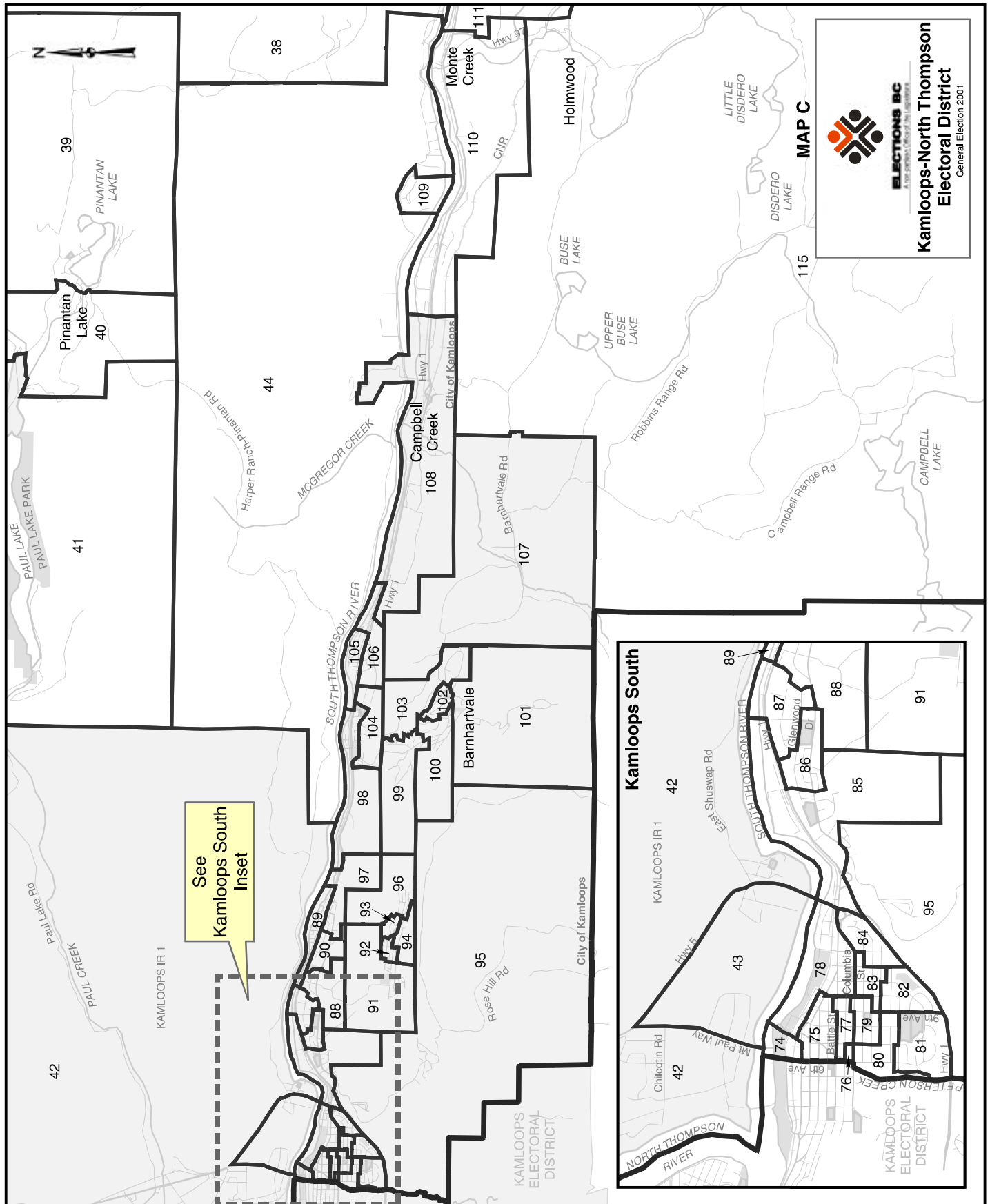
Candidate Elected: Claude Richmond (LIB)

*1 Voting Areas 63S and 64S combined

*2 Voting Areas 71 and 72 combined







| | R.H. (Bob) Altenhofen UPBC | Vern Falk BCM | Dwayne Hartle NDP | Kevin Krueger LIB | Denis J. Walsh GP | Total Valid Votes | Rejected Ballots | No. of Registered Voters |
|----------------------------------|----------------------------------|---------------------|-------------------------|-------------------------|-------------------------|-------------------------|---------------------|--------------------------------|
| Advance Voting | | | | | | | | |
| Barriere | 7 | 2 | 19 | 78 | 5 | 111 | 0 | |
| Chase | 18 | 4 | 20 | 155 | 17 | 214 | 0 | |
| Clearwater | 13 | 11 | 26 | 118 | 11 | 179 | 1 | |
| Kamloops | 24 | 11 | 129 | 552 | 64 | 780 | 0 | |
| General Voting | | | | | | | | |
| Voting Area | | | | | | | | |
| 1 Upper Clearwater | 0 | 2 | 6 | 14 | 4 | 26 | 0 | 44 |
| 2 Blue River | 7 | 12 | 18 | 45 | 16 | 98 | 0 | 180 |
| 3 Avola | 2 | 5 | 11 | 16 | 4 | 38 | 0 | 55 |
| 4 Clearwater E | 10 | 15 | 36 | 98 | 29 | 188 | 0 | 329 |
| 5 Clearwater W | 7 | 13 | 36 | 125 | 25 | 206 | 0 | 365 |
| 6 Clearwater Centre | 8 | 10 | 48 | 156 | 19 | 241 | 0 | 363 |
| 7S Clearwater | 0 | 0 | 0 | 0 | 0 | 0 | 0 | 28 |
| 8 Clearwater S | 7 | 18 | 33 | 90 | 20 | 168 | 1 | 279 |
| 9 Vavenby | 12 | 13 | 49 | 133 | 18 | 225 | 0 | 346 |
| 10 Birch Island | 3 | 10 | 27 | 97 | 15 | 152 | 0 | 210 |
| 11 Clearwater SE | 2 | 8 | 21 | 55 | 16 | 102 | 0 | 175 |
| 12 Blackpool | 9 | 8 | 17 | 92 | 15 | 141 | 0 | 274 |
| 13 Blackpool | 8 | 6 | 18 | 62 | 10 | 104 | 0 | 181 |
| 14 Little Fort | 9 | 10 | 26 | 64 | 19 | 128 | 0 | 184 |
| 15 Adams Lake | 2 | 3 | 7 | 43 | 4 | 59 | 0 | 101 |
| 16 Barriere N | 23 | 10 | 45 | 118 | 21 | 217 | 0 | 361 |
| 17 Chu Chua | 0 | 6 | 44 | 16 | 7 | 73 | 0 | 104 |
| 18 Darfield | 6 | 0 | 16 | 56 | 9 | 87 | 2 | 129 |
| 19 Barriere W | 14 | 15 | 56 | 180 | 14 | 279 | 1 | 397 |
| 20 Barriere | 13 | 11 | 42 | 137 | 21 | 224 | 0 | 344 |
| 21 Barriere E | 14 | 14 | 32 | 141 | 18 | 219 | 0 | 295 |
| 22 Squam Bay | 1 | 1 | 3 | 69 | 2 | 76 | 0 | 95 |
| 23 Louis Creek | 12 | 14 | 19 | 110 | 18 | 173 | 1 | 246 |
| 24 Blucher Hall *1 | - | - | - | - | - | - | - | 27 |
| 25 Cahilty *1 | 6 | 5 | 5 | 20 | 1 | 37 | 0 | 32 |
| 26 McLure | 8 | 11 | 17 | 76 | 19 | 131 | 1 | 180 |
| 27 Black Pines | 0 | 2 | 20 | 37 | 18 | 77 | 0 | 137 |
| 28 Vinsulla | 4 | 1 | 9 | 48 | 2 | 64 | 1 | 96 |
| 29 Heffley Creek Rural | 7 | 2 | 16 | 49 | 13 | 87 | 1 | 127 |
| 30 Heffley Creek | 1 | 21 | 44 | 150 | 30 | 246 | 0 | 384 |
| 31 Chase W | 10 | 7 | 50 | 112 | 25 | 204 | 0 | 297 |
| 32 Chase Lakeshore | 18 | 2 | 35 | 125 | 18 | 198 | 0 | 290 |
| 33 Chase E | 7 | 8 | 22 | 103 | 36 | 176 | 0 | 278 |
| 34 Chase Centre | 6 | 8 | 44 | 129 | 33 | 220 | 1 | 347 |
| 35 Chase S | 9 | 11 | 67 | 142 | 31 | 260 | 1 | 387 |
| 36 Notch Hill | 3 | 3 | 10 | 28 | 8 | 52 | 0 | 98 |
| 37 Shuswap/Chase Creek | 13 | 15 | 38 | 125 | 46 | 237 | 0 | 353 |
| 38 Pritchard N | 11 | 17 | 31 | 112 | 25 | 196 | 0 | 310 |
| 39 Pinantan Lake | 5 | 9 | 29 | 60 | 24 | 127 | 0 | 234 |
| 40 Pinantan Lake | 5 | 25 | 28 | 60 | 31 | 149 | 0 | 176 |
| 41 Paul Lake | 3 | 9 | 28 | 99 | 37 | 176 | 0 | 286 |
| 42 Kamloops | 3 | 25 | 47 | 78 | 32 | 185 | 0 | 306 |
| 43 Kamloops | 5 | 7 | 33 | 66 | 17 | 128 | 0 | 269 |
| 44 Rivershore | 13 | 4 | 31 | 154 | 18 | 220 | 0 | 302 |
| 45 Westsyde | 7 | 9 | 38 | 125 | 39 | 218 | 2 | 322 |
| 46 Heffley Creek | 7 | 13 | 11 | 59 | 19 | 109 | 1 | 167 |
| 47 Heffley Creek | 2 | 4 | 17 | 66 | 19 | 108 | 0 | 151 |
| 48 Rayleigh | 5 | 7 | 33 | 83 | 25 | 153 | 0 | 250 |
| 49 Rayleigh | 2 | 12 | 27 | 134 | 42 | 217 | 0 | 344 |
| 50 Rayleigh | 6 | 5 | 46 | 149 | 46 | 252 | 0 | 361 |
| 51 Westsyde | 15 | 8 | 56 | 117 | 39 | 235 | 0 | 332 |
| 52 Westsyde | 5 | 1 | 36 | 127 | 31 | 200 | 0 | 286 |
| 53 Rayleigh | 14 | 13 | 50 | 160 | 38 | 275 | 0 | 372 |
| 54 Westsyde | 10 | 15 | 40 | 97 | 37 | 199 | 0 | 286 |
| 55 Westsyde | 3 | 11 | 33 | 110 | 41 | 198 | 1 | 303 |
| 56 Westsyde | 6 | 7 | 59 | 112 | 42 | 226 | 1 | 342 |
| 57 Westsyde | 3 | 19 | 80 | 132 | 47 | 281 | 0 | 407 |
| 58 Westsyde | 2 | 9 | 16 | 76 | 33 | 136 | 0 | 199 |
| 59 Westsyde | 1 | 7 | 20 | 79 | 27 | 134 | 0 | 178 |

| Voting Area (continued) | R.H. (Bob) Altenhofen UPBC | Vern Falk BCM | Dwayne Hartle NDP | Kevin Krueger LIB | Denis J. Walsh GP | Total Valid Votes | Rejected Ballots | No. of Registered Voters |
|----------------------------------|----------------------------------|---------------------|-------------------------|-------------------------|-------------------------|-------------------------|---------------------|--------------------------------|
| 60 Westsyde | 11 | 5 | 38 | 103 | 33 | 190 | 0 | 314 |
| 61 Westsyde | 9 | 9 | 44 | 106 | 31 | 199 | 0 | 299 |
| 62 Westsyde | 4 | 17 | 44 | 111 | 34 | 210 | 1 | 331 |
| 63 Westsyde | 2 | 4 | 24 | 60 | 17 | 107 | 0 | 154 |
| 64 Westsyde | 5 | 6 | 28 | 79 | 23 | 141 | 1 | 224 |
| 65 Oak Hills | 5 | 10 | 29 | 84 | 22 | 150 | 0 | 290 |
| 66 Oak Hills | 2 | 14 | 47 | 83 | 39 | 185 | 0 | 288 |
| 67 Oak Hills | 4 | 7 | 50 | 100 | 27 | 188 | 0 | 319 |
| 68 Westsyde | 10 | 6 | 41 | 105 | 31 | 193 | 0 | 312 |
| 69 Westmount | 16 | 8 | 73 | 157 | 30 | 284 | 1 | 454 |
| 70 Westmount | 2 | 3 | 23 | 51 | 23 | 102 | 1 | 205 |
| 71 Westmount | 3 | 8 | 52 | 95 | 36 | 194 | 0 | 336 |
| 72 Westmount | 11 | 14 | 53 | 128 | 29 | 235 | 1 | 338 |
| 73 Westmount | 4 | 10 | 43 | 106 | 29 | 192 | 0 | 289 |
| 74 Kamloops S *2 | - | - | - | - | - | - | - | 7 |
| 75 Kamloops S | 9 | 8 | 43 | 88 | 30 | 178 | 1 | 363 |
| 76 Kamloops S *2 | 1 | 0 | 5 | 6 | 3 | 15 | 0 | 39 |
| 77 Kamloops S | 6 | 7 | 31 | 61 | 28 | 133 | 3 | 279 |
| 78 Kamloops S | 7 | 7 | 31 | 97 | 30 | 172 | 2 | 309 |
| 79 Kamloops S | 2 | 10 | 48 | 86 | 39 | 185 | 1 | 290 |
| 80 Kamloops S | 2 | 12 | 55 | 85 | 45 | 199 | 0 | 301 |
| 81 Kamloops S | 2 | 3 | 54 | 119 | 36 | 214 | 3 | 329 |
| 82 Kamloops S | 7 | 16 | 52 | 90 | 48 | 213 | 2 | 301 |
| 83 Kamloops S | 2 | 7 | 41 | 97 | 43 | 190 | 1 | 302 |
| 84 Kamloops S | 8 | 4 | 58 | 87 | 33 | 190 | 1 | 291 |
| 85 Valleyview | 4 | 6 | 34 | 131 | 32 | 207 | 2 | 297 |
| 86 Valleyview | 8 | 4 | 41 | 122 | 14 | 189 | 0 | 279 |
| 87 Valleyview | 6 | 4 | 38 | 96 | 27 | 171 | 0 | 277 |
| 88 Kamloops S | 6 | 8 | 46 | 132 | 18 | 210 | 1 | 324 |
| 89 Kamloops S | 1 | 7 | 24 | 84 | 19 | 135 | 0 | 219 |
| 90 Kamloops S | 4 | 12 | 42 | 102 | 31 | 191 | 2 | 285 |
| 91 Kamloops S | 2 | 6 | 45 | 167 | 28 | 248 | 2 | 367 |
| 92 Kamloops S | 5 | 5 | 47 | 144 | 44 | 245 | 0 | 358 |
| 93 Kamloops S | 1 | 2 | 14 | 94 | 31 | 142 | 0 | 208 |
| 94 Kamloops S | 3 | 7 | 28 | 68 | 19 | 125 | 1 | 182 |
| 95 Kamloops S | 1 | 16 | 36 | 167 | 39 | 259 | 1 | 380 |
| 96 Kamloops S | 6 | 9 | 36 | 147 | 30 | 228 | 0 | 330 |
| 97 Kamloops S | 4 | 6 | 38 | 103 | 24 | 175 | 0 | 278 |
| 98 Dallas | 10 | 6 | 52 | 128 | 29 | 225 | 0 | 342 |
| 99 Barnhartvale | 7 | 12 | 25 | 126 | 33 | 203 | 1 | 340 |
| 100 Barnhartvale | 12 | 13 | 51 | 127 | 31 | 234 | 1 | 353 |
| 101 Barnhartvale | 8 | 9 | 26 | 118 | 54 | 215 | 1 | 314 |
| 102 Barnhartvale | 9 | 12 | 42 | 128 | 32 | 223 | 1 | 327 |
| 103 Barnhartvale | 4 | 12 | 41 | 151 | 32 | 240 | 0 | 334 |
| 104 Dallas | 7 | 4 | 45 | 153 | 26 | 235 | 1 | 310 |
| 105 Dallas | 9 | 8 | 41 | 131 | 28 | 217 | 0 | 326 |
| 106 Dallas | 7 | 7 | 43 | 160 | 32 | 249 | 1 | 371 |
| 107 Barnhartvale | 5 | 4 | 30 | 128 | 25 | 192 | 0 | 293 |
| 108 Dallas | 8 | 4 | 45 | 133 | 20 | 210 | 0 | 345 |
| 109 Rivershore | 6 | 2 | 25 | 134 | 7 | 174 | 1 | 259 |
| 110 Monte Creek | 7 | 2 | 11 | 96 | 19 | 135 | 0 | 216 |
| 111 Duck Range | 12 | 4 | 25 | 68 | 16 | 125 | 0 | 179 |
| 112 Pritchard S | 13 | 4 | 47 | 123 | 33 | 220 | 2 | 319 |
| 113 Falkland N | 6 | 4 | 3 | 9 | 9 | 31 | 0 | 81 |
| 114 Monte Lake | 11 | 4 | 8 | 66 | 20 | 109 | 2 | 152 |
| 115 Barnhartvale Rural | 0 | 2 | 7 | 62 | 13 | 84 | 0 | 146 |
| 116 Westwold | 8 | 6 | 13 | 127 | 21 | 175 | 0 | 241 |
| Sub Totals | 790 | 970 | 4,026 | 12,128 | 2,985 | 20,899 | 55 | 30,297 |

(continued on next page)

| Voting Area (continued) | R.H. (Bob) Altenhofen UPBC | Vern Falk BCM | Dwayne Hartle NDP | Kevin Krueger LIB | Denis J. Walsh GP | Total Valid Votes | Rejected Ballots | No. of Registered Voters |
|---------------------------------------|---|------------------------------|----------------------------------|----------------------------------|----------------------------------|----------------------------------|-----------------------------|---|
| S. 98 Mobiles | 0 | 1 | 7 | 27 | 3 | 38 | 3 | |
| S. 99 Absentee - in ED | 8 | 21 | 29 | 100 | 33 | 191 | 13 | |
| S. 100 Absentee - out of ED | 13 | 19 | 35 | 120 | 56 | 243 | 62 | |
| S. 101 Absentee - Advance | 10 | 6 | 41 | 162 | 26 | 245 | 27 | |
| S. 104 Voting in DEO office | 15 | 7 | 40 | 134 | 18 | 214 | 12 | |
| S. 106 Voting by mail | 0 | 1 | 3 | 5 | 1 | 10 | 0 | |
| Grand Totals | 836 | 1,025 | 4,181 | 12,676 | 3,122 | 21,840 | 172 | 30,297 |
| % of Valid Votes | 3.84% | 4.69% | 19.14% | 58.04% | 14.29% | | | |

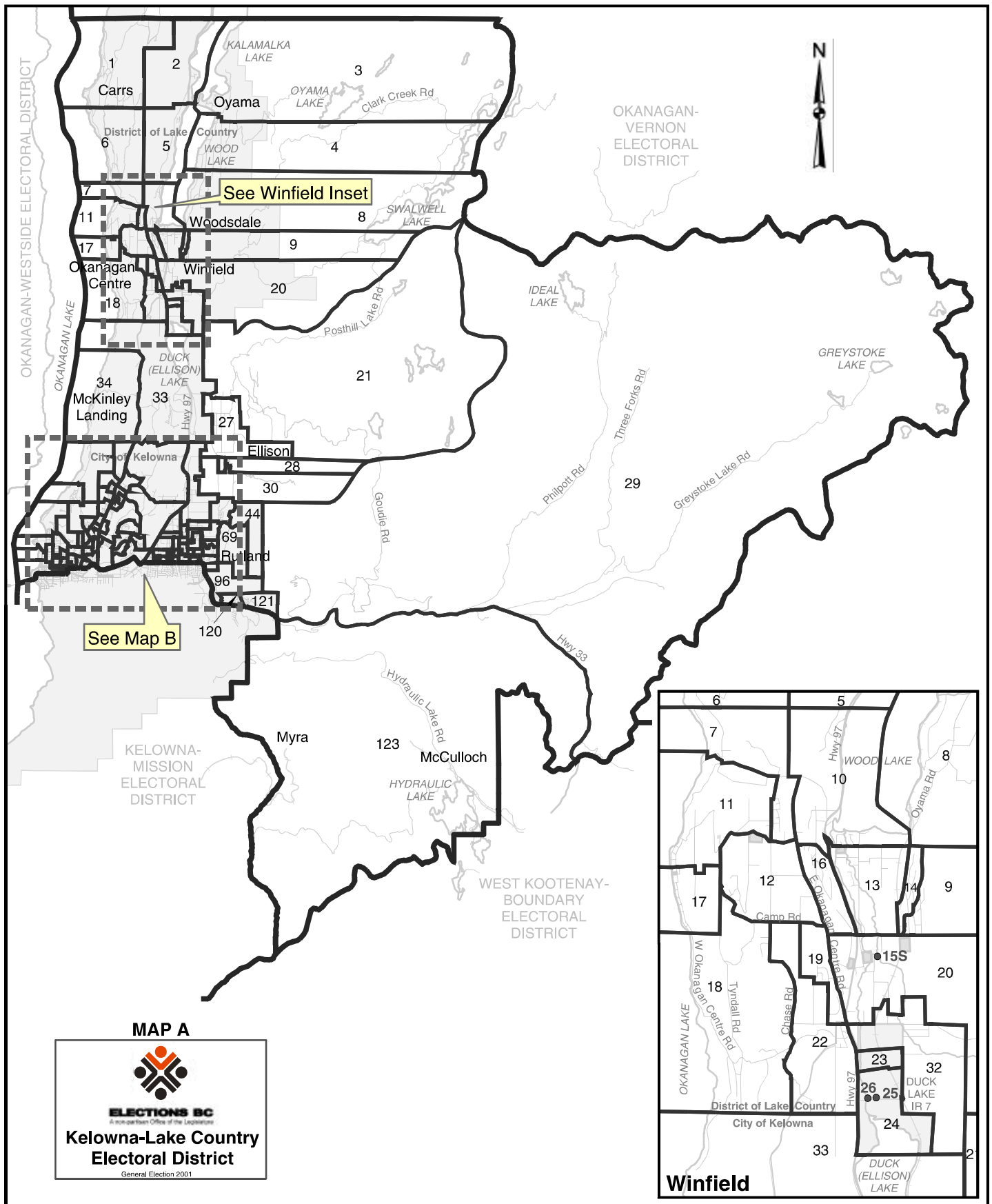
Summary:

| | | | |
|---------------------------------|---------------|--------|-------------------|
| Valid Votes - General & Advance | 20,899 | 95.69% | Total Valid Votes |
| S. 98 Mobiles | 38 | 0.17% | Total Valid Votes |
| S. 99 Absentee - in ED | 191 | 0.87% | Total Valid Votes |
| S. 100 Absentee - out of ED | 243 | 1.11% | Total Valid Votes |
| S. 101 Absentee - Advance | 245 | 1.12% | Total Valid Votes |
| S. 104 Voting in DEO office | 214 | 0.98% | Total Valid Votes |
| S. 106 Voting by mail | 10 | 0.06% | Total Valid Votes |
| Total Valid Votes | 21,840 | | |
| Rejected Ballots | 172 | 0.79% | Ballots Cast |
| Registered Voters Who Voted | 22,012 | 72.65% | Registered Voters |

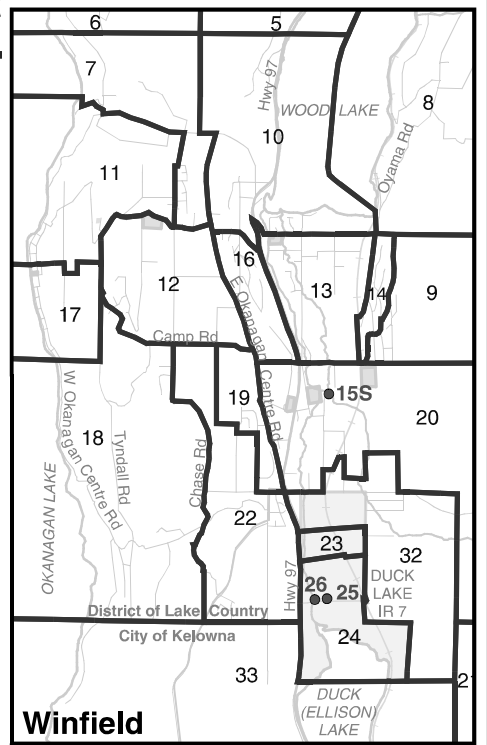
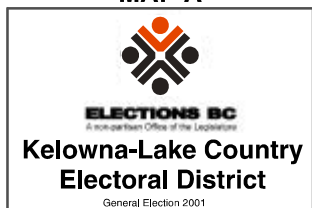
Candidate Elected: Kevin Krueger (LIB)

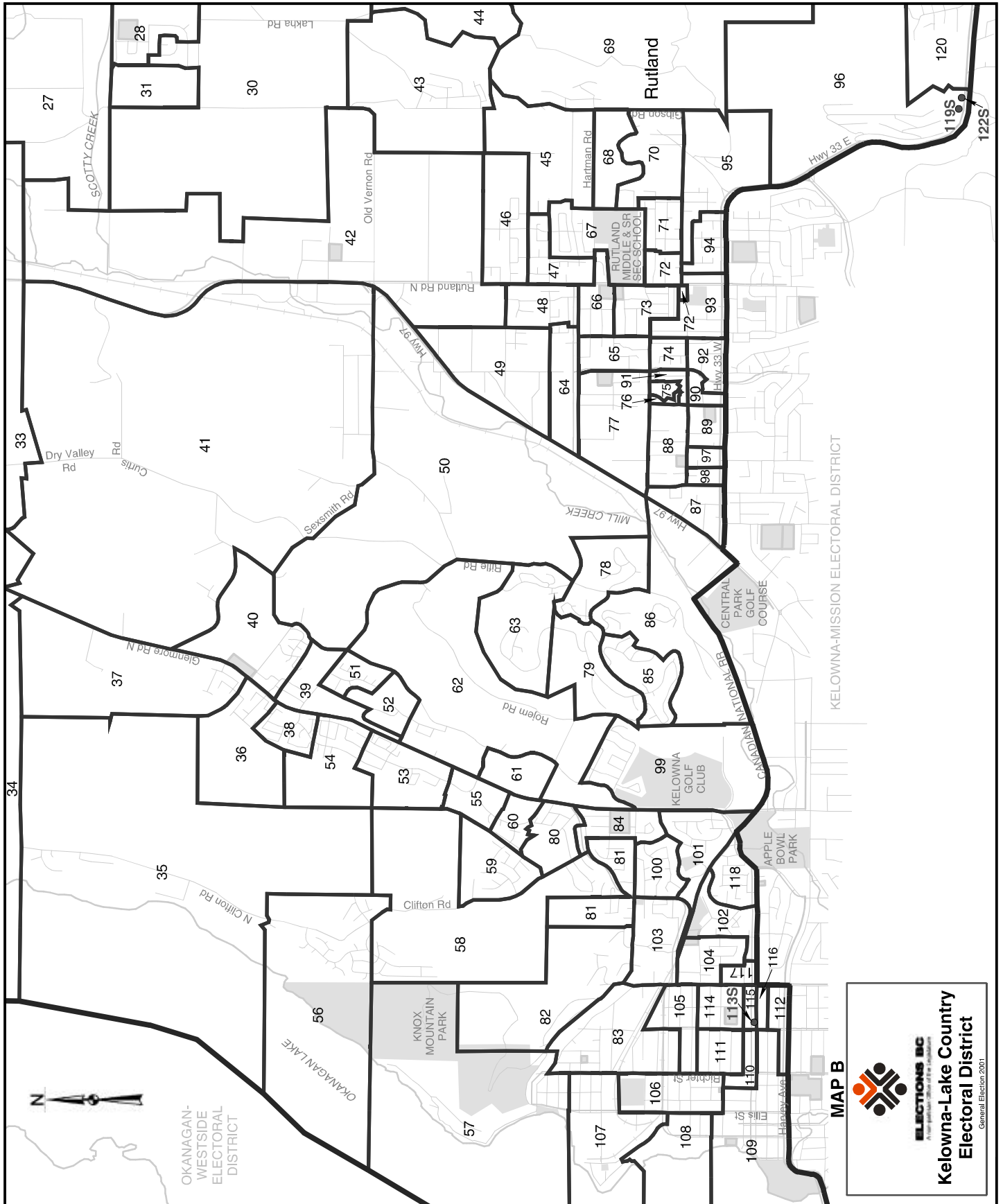
*1 Voting Areas 24 and 25 combined

*2 Voting Areas 74 and 76 combined



MAP A





| | Paul Halonen BCM | Devra Lynn Rice GP | Janet Elizabeth Scotland NDP | David Thomson BCAP | John Alan Weisbeck LIB | Kevin Wendland UPBC | Total Valid Votes | Rejected Ballots | No. of Registered Voters |
|------------------------------|------------------------|--------------------------|------------------------------------|--------------------------|------------------------------|---------------------------|-------------------------|---------------------|--------------------------------|
| Advance Voting | | | | | | | | | |
| Kelowna | 22 | 97 | 159 | 14 | 996 | 124 | 1,412 | 1 | |
| Winfield | 9 | 34 | 46 | 1 | 231 | 39 | 360 | 2 | |
| General Voting | | | | | | | | | |
| Voting Area | | | | | | | | | |
| 1 Okanagan Centre | 9 | 27 | 11 | 1 | 124 | 15 | 187 | 1 | 336 |
| 2 Oyama | 3 | 12 | 26 | 0 | 61 | 10 | 112 | 0 | 189 |
| 3 Oyama | 12 | 26 | 22 | 3 | 96 | 9 | 168 | 0 | 260 |
| 4 Oyama | 13 | 46 | 32 | 3 | 137 | 13 | 244 | 1 | 328 |
| 5 Oyama | 5 | 20 | 15 | 2 | 74 | 11 | 127 | 1 | 200 |
| 6 Okanagan Centre | 3 | 19 | 22 | 3 | 77 | 3 | 127 | 0 | 232 |
| 7 Okanagan Centre | 4 | 17 | 20 | 0 | 106 | 7 | 154 | 0 | 291 |
| 8 Oyama | 2 | 26 | 7 | 1 | 40 | 4 | 80 | 4 | 151 |
| 9 Winfield | 11 | 25 | 17 | 2 | 122 | 5 | 182 | 0 | 302 |
| 10 Oyama | 10 | 30 | 47 | 5 | 143 | 17 | 252 | 1 | 417 |
| 11 Okanagan Centre | 4 | 42 | 20 | 0 | 113 | 7 | 186 | 0 | 290 |
| 12 Okanagan Centre | 4 | 23 | 27 | 6 | 127 | 17 | 204 | 1 | 367 |
| 13 Winfield | 12 | 24 | 27 | 6 | 87 | 10 | 166 | 0 | 276 |
| 14 Winfield | 15 | 33 | 25 | 3 | 103 | 18 | 197 | 1 | 342 |
| 15S Winfield | 0 | 0 | 7 | 2 | 16 | 1 | 26 | 0 | 31 |
| 16 Winfield | 7 | 20 | 31 | 3 | 120 | 9 | 190 | 1 | 342 |
| 17 Okanagan Centre | 7 | 25 | 28 | 1 | 42 | 7 | 110 | 0 | 167 |
| 18 Okanagan Centre | 6 | 27 | 20 | 1 | 88 | 16 | 158 | 1 | 277 |
| 19 Winfield | 8 | 18 | 21 | 2 | 106 | 8 | 163 | 0 | 268 |
| 20 Winfield | 14 | 28 | 21 | 4 | 76 | 10 | 153 | 0 | 254 |
| 21 Ellison | 4 | 22 | 39 | 4 | 148 | 26 | 243 | 1 | 400 |
| 22 Winfield | 10 | 25 | 38 | 3 | 137 | 22 | 235 | 1 | 367 |
| 23 Ellison | 13 | 13 | 16 | 2 | 68 | 4 | 116 | 0 | 190 |
| 24 Ellison | 1 | 42 | 49 | 1 | 252 | 16 | 361 | 0 | 541 |
| 25 Ellison | 2 | 18 | 32 | 0 | 104 | 11 | 167 | 0 | 248 |
| 26 Ellison | 2 | 13 | 16 | 1 | 40 | 7 | 79 | 0 | 152 |
| 27 Ellison | 10 | 27 | 17 | 2 | 176 | 30 | 262 | 2 | 394 |
| 28 Ellison | 10 | 23 | 31 | 3 | 121 | 17 | 205 | 1 | 317 |
| 29 Joe Riche | 13 | 27 | 44 | 4 | 110 | 27 | 225 | 0 | 413 |
| 30 Rutland | 11 | 22 | 20 | 0 | 96 | 8 | 157 | 1 | 284 |
| 31 Ellison | 0 | 13 | 34 | 2 | 88 | 2 | 139 | 1 | 252 |
| 32 Ellison | 7 | 23 | 21 | 3 | 56 | 5 | 115 | 1 | 216 |
| 33 Glenmore N | 4 | 10 | 11 | 2 | 143 | 5 | 175 | 0 | 313 |
| 34 Glenmore N | 4 | 29 | 22 | 0 | 107 | 3 | 165 | 0 | 371 |
| 35 Glenmore N | 5 | 16 | 17 | 0 | 94 | 2 | 134 | 0 | 194 |
| 36 Glenmore | 4 | 13 | 18 | 1 | 162 | 10 | 208 | 0 | 310 |
| 37 Glenmore N | 3 | 20 | 17 | 4 | 103 | 14 | 161 | 0 | 282 |
| 38 Glenmore N | 5 | 17 | 29 | 3 | 154 | 12 | 220 | 0 | 367 |
| 39 Glenmore N | 10 | 24 | 27 | 2 | 117 | 15 | 195 | 0 | 312 |
| 40 Glenmore N | 7 | 36 | 22 | 2 | 158 | 15 | 240 | 0 | 396 |
| 41 Glenmore N | 7 | 27 | 22 | 3 | 134 | 14 | 207 | 0 | 344 |
| 42 Rutland | 3 | 8 | 14 | 0 | 96 | 13 | 134 | 0 | 227 |
| 43 Rutland *1 | 3 | 17 | 32 | 1 | 138 | 14 | 205 | 1 | 313 |
| 44 Rutland *1 | - | - | - | - | - | - | - | - | 23 |
| 45 Rutland | 3 | 8 | 9 | 1 | 44 | 9 | 74 | 0 | 111 |
| 46 Rutland | 13 | 25 | 24 | 3 | 163 | 10 | 238 | 0 | 378 |
| 47 Rutland | 2 | 17 | 37 | 0 | 119 | 10 | 185 | 1 | 283 |
| 48 Rutland | 3 | 18 | 30 | 1 | 106 | 11 | 169 | 0 | 258 |
| 49 Rutland | 5 | 9 | 10 | 3 | 82 | 2 | 111 | 0 | 206 |
| 50 Glenmore | 5 | 17 | 8 | 1 | 92 | 16 | 139 | 1 | 228 |
| 51 Glenmore | 3 | 13 | 14 | 2 | 87 | 15 | 134 | 0 | 211 |
| 52 Glenmore | 2 | 12 | 7 | 0 | 74 | 10 | 105 | 0 | 175 |
| 53 Glenmore | 7 | 27 | 33 | 1 | 193 | 19 | 280 | 1 | 454 |
| 54 Glenmore | 7 | 13 | 16 | 2 | 132 | 10 | 180 | 0 | 300 |
| 55 Glenmore | 8 | 37 | 23 | 3 | 136 | 12 | 219 | 1 | 334 |
| 56 Clifton | 3 | 28 | 21 | 3 | 196 | 16 | 267 | 0 | 410 |
| 57 Poplar Point | 8 | 25 | 52 | 2 | 79 | 5 | 171 | 0 | 266 |
| 58 Clifton S | 3 | 50 | 41 | 5 | 269 | 17 | 385 | 1 | 556 |
| 59 Glenmore | 3 | 17 | 27 | 3 | 119 | 8 | 177 | 0 | 292 |
| 60 Glenmore | 2 | 18 | 24 | 4 | 161 | 18 | 227 | 1 | 317 |
| 61 Glenmore | 1 | 20 | 44 | 3 | 199 | 22 | 289 | 0 | 451 |

**Kelowna-Lake Country Electoral District
Voting Results**

Statement of Votes
Elections British Columbia

| Voting Area (continued) | | Paul Halonen BCM | Devra Lynn Rice GP | Janet Elizabeth Scotland NDP | David Thomson BCAP | John Alan Weisbeck LIB | Kevin Wendland UPBC | Total Valid Votes | Rejected Ballots | No. of Registered Voters |
|-------------------------|--------------------|---------------------|-----------------------|---------------------------------|-----------------------|---------------------------|------------------------|----------------------|---------------------|--------------------------------|
| 62 | Glenmore | 3 | 39 | 46 | 1 | 276 | 19 | 384 | 1 | 593 |
| 63 | Dilworth | 2 | 15 | 11 | 2 | 95 | 4 | 129 | 0 | 231 |
| 64 | Rutland | 4 | 19 | 32 | 1 | 70 | 16 | 142 | 0 | 276 |
| 65 | Rutland | 6 | 8 | 21 | 10 | 48 | 5 | 98 | 0 | 230 |
| 66 | Rutland | 9 | 15 | 18 | 0 | 66 | 13 | 121 | 0 | 213 |
| 67 | Rutland | 10 | 18 | 31 | 4 | 145 | 17 | 225 | 0 | 362 |
| 68 | Rutland *2. | - | - | - | - | - | - | - | - | 30 |
| 69 | Rutland | 5 | 22 | 11 | 2 | 84 | 11 | 135 | 0 | 237 |
| 70 | Rutland | 3 | 11 | 16 | 5 | 69 | 10 | 114 | 0 | 193 |
| 71 | Rutland | 5 | 18 | 26 | 4 | 100 | 10 | 163 | 0 | 267 |
| 72 | Rutland | 5 | 23 | 23 | 2 | 87 | 17 | 157 | 1 | 317 |
| 73 | Rutland | 2 | 10 | 23 | 1 | 109 | 16 | 161 | 0 | 413 |
| 74 | Rutland | 6 | 14 | 26 | 4 | 52 | 10 | 112 | 0 | 231 |
| 75 | Rutland | 2 | 15 | 24 | 3 | 65 | 8 | 117 | 1 | 294 |
| 76 | Rutland | 2 | 4 | 8 | 0 | 31 | 6 | 51 | 1 | 136 |
| 77 | Rutland | 6 | 12 | 19 | 10 | 77 | 11 | 135 | 0 | 278 |
| 78 | Dilworth | 1 | 15 | 12 | 2 | 158 | 10 | 198 | 1 | 341 |
| 79 | Dilworth | 2 | 12 | 6 | 0 | 113 | 5 | 138 | 0 | 217 |
| 80 | Glenmore | 7 | 16 | 28 | 2 | 88 | 4 | 145 | 0 | 240 |
| 81 | Glenmore | 4 | 27 | 34 | 0 | 100 | 11 | 176 | 0 | 307 |
| 82 | Knox Mountain | 1 | 12 | 19 | 2 | 199 | 18 | 251 | 0 | 383 |
| 83 | Knox Mountain | 12 | 28 | 26 | 3 | 69 | 8 | 146 | 0 | 286 |
| 84 | Glenmore | 8 | 24 | 33 | 1 | 108 | 12 | 186 | 0 | 283 |
| 85 | Dilworth | 0 | 6 | 4 | 1 | 132 | 2 | 145 | 0 | 214 |
| 86 | Dilworth | 3 | 8 | 22 | 2 | 157 | 6 | 198 | 0 | 327 |
| 87 | Rutland | 3 | 18 | 11 | 4 | 45 | 8 | 89 | 2 | 220 |
| 88 | Rutland | 7 | 10 | 13 | 0 | 57 | 8 | 95 | 1 | 181 |
| 89 | Rutland | 3 | 6 | 10 | 0 | 53 | 6 | 78 | 0 | 146 |
| 90 | Rutland | 6 | 31 | 37 | 2 | 115 | 12 | 203 | 0 | 371 |
| 91 | Rutland | 3 | 13 | 18 | 0 | 64 | 5 | 103 | 0 | 174 |
| 92 | Rutland | 2 | 11 | 31 | 0 | 91 | 11 | 146 | 0 | 249 |
| 93 | Rutland | 2 | 20 | 21 | 2 | 90 | 11 | 146 | 0 | 273 |
| 94 | Rutland | 9 | 18 | 52 | 2 | 68 | 14 | 163 | 2 | 277 |
| 95 | Rutland | 11 | 12 | 24 | 2 | 77 | 11 | 137 | 0 | 241 |
| 96 | Rutland *2. | 6 | 23 | 35 | 4 | 173 | 21 | 262 | 0 | 367 |
| 97 | Rutland *2. | - | - | - | - | - | - | - | - | 40 |
| 98 | Rutland | 2 | 3 | 10 | 0 | 31 | 8 | 54 | 0 | 111 |
| 99 | Glenmore | 5 | 20 | 31 | 1 | 179 | 7 | 243 | 0 | 354 |
| 100 | Glenmore | 4 | 33 | 34 | 2 | 117 | 13 | 203 | 0 | 349 |
| 101 | Glenmore | 7 | 31 | 35 | 1 | 171 | 10 | 255 | 1 | 390 |
| 102 | Glenmore S | 4 | 24 | 30 | 0 | 88 | 14 | 160 | 0 | 330 |
| 103 | Kelowna Central | 11 | 23 | 33 | 1 | 144 | 6 | 218 | 0 | 329 |
| 104 | Kelowna Central | 10 | 21 | 40 | 3 | 101 | 19 | 194 | 0 | 316 |
| 105 | Kelowna Central | 6 | 28 | 27 | 4 | 67 | 3 | 135 | 1 | 271 |
| 106 | Kelowna Central | 3 | 18 | 26 | 2 | 78 | 7 | 134 | 0 | 262 |
| 107 | Kelowna Central | 10 | 21 | 26 | 3 | 98 | 10 | 168 | 0 | 286 |
| 108 | Kelowna Central | 1 | 8 | 7 | 1 | 68 | 1 | 86 | 1 | 173 |
| 109 | Kelowna Central | 4 | 20 | 14 | 2 | 80 | 15 | 135 | 1 | 274 |
| 110 | Kelowna Central | 5 | 25 | 30 | 1 | 67 | 8 | 136 | 0 | 294 |
| 111 | Kelowna Central | 9 | 24 | 19 | 0 | 63 | 11 | 126 | 1 | 303 |
| 112 | Kelowna Central | 2 | 22 | 54 | 2 | 97 | 15 | 192 | 0 | 403 |
| 113S | Kelowna Central | 2 | 1 | 6 | 1 | 15 | 3 | 28 | 1 | 48 |
| 114 | Kelowna Central | 11 | 23 | 18 | 3 | 43 | 7 | 105 | 0 | 213 |
| 115 | Kelowna Central | 5 | 8 | 17 | 1 | 53 | 6 | 90 | 0 | 174 |
| 116 | Kelowna Central | 3 | 16 | 17 | 2 | 52 | 7 | 97 | 2 | 175 |
| 117 | Kelowna Central | 2 | 11 | 10 | 2 | 20 | 6 | 51 | 0 | 100 |
| 118 | Glenmore S | 4 | 24 | 24 | 3 | 107 | 20 | 182 | 1 | 363 |
| 119S | Kelowna Central *3 | - | - | - | - | - | - | - | - | 7 |
| 120 | Black Mountain | 12 | 27 | 29 | 3 | 105 | 6 | 182 | 0 | 336 |
| 121 | Black Mountain | 3 | 15 | 10 | 1 | 76 | 10 | 115 | 0 | 216 |
| 122S | Black Mountain *3 | 0 | 1 | 2 | 1 | 11 | 0 | 15 | 0 | 15 |
| 123 | McCulloch | 5 | 15 | 13 | 1 | 66 | 12 | 112 | 0 | 182 |
| Sub Totals | | 686 | 2,473 | 2,992 | 262 | 13,466 | 1,442 | 21,321 | 49 | 33,488 |

(continued on next page)

| Voting Area (continued) | Paul Halonen BCM | Devra Lynn Rice GP | Janet Elizabeth Scotland NDP | David Thomson BCAP | John Alan Weisbeck LIB | Kevin Wendland UPBC | Total Valid Votes | Rejected Ballots | No. of Registered Voters |
|---------------------------------------|---------------------|-----------------------|---------------------------------|-----------------------|---------------------------|------------------------|-------------------|------------------|--------------------------|
| S. 98 Mobiles. | 2 | 8 | 14 | 2 | 55 | 4 | 85 | 16 | |
| S. 99 Absentee - in ED | 27 | 70 | 33 | 2 | 241 | 21 | 394 | 2 | |
| S. 100 Absentee - out of ED | 19 | 32 | 23 | 2 | 84 | 11 | 171 | 22 | |
| S. 101 Absentee - Advance. | 0 | 11 | 9 | 3 | 60 | 6 | 89 | 9 | |
| S. 104 Voting in DEO office. | 0 | 12 | 28 | 1 | 179 | 11 | 231 | 6 | |
| S. 106 Voting by mail. | 0 | 0 | 3 | 0 | 8 | 1 | 12 | 0 | |
| Grand Totals | 734 | 2,606 | 3,102 | 272 | 14,093 | 1,496 | 22,303 | 104 | 33,488 |
| % of Valid Votes | 3.29% | 11.68% | 13.91% | 1.22% | 63.19% | 6.71% | | | |

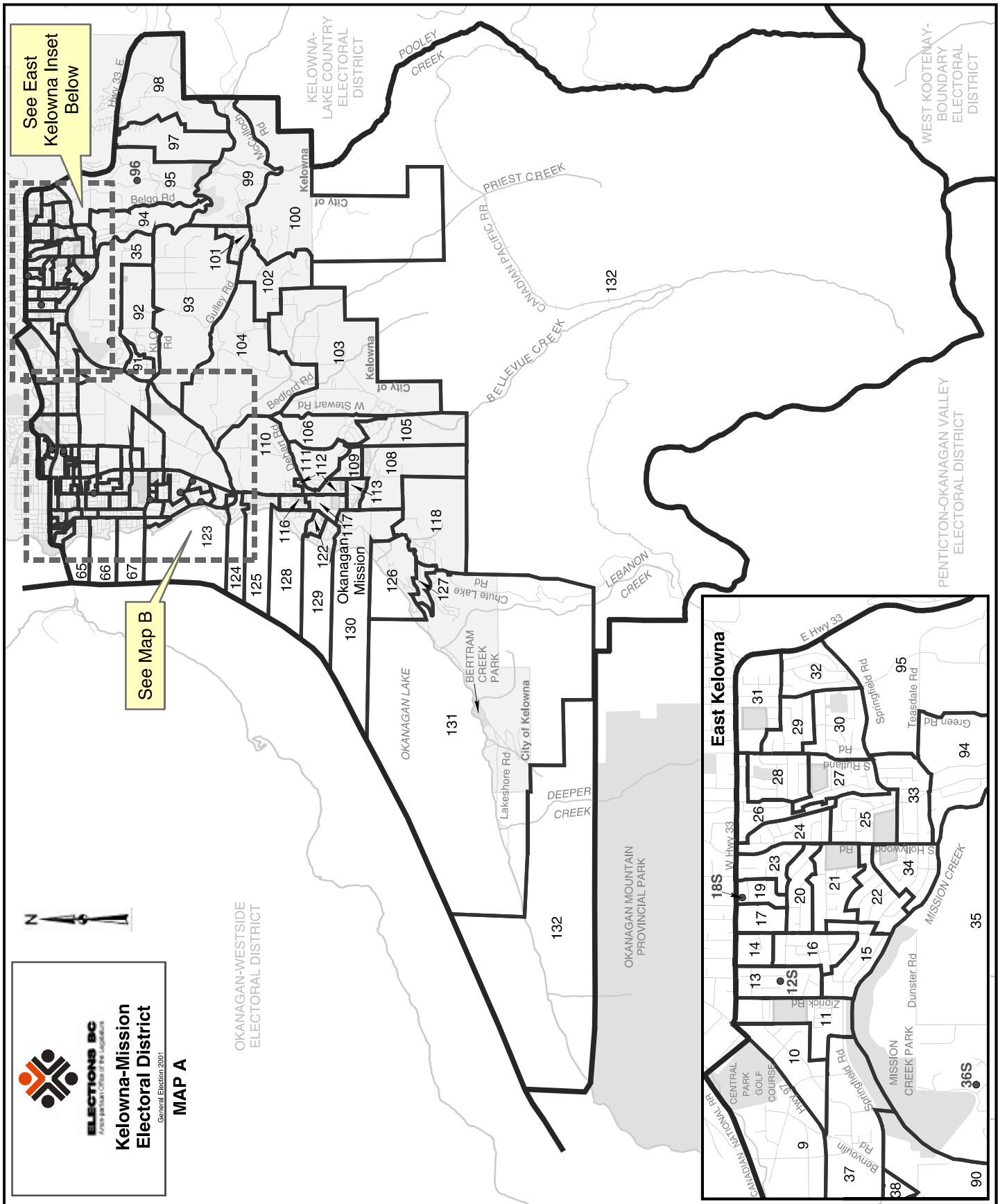
Summary:

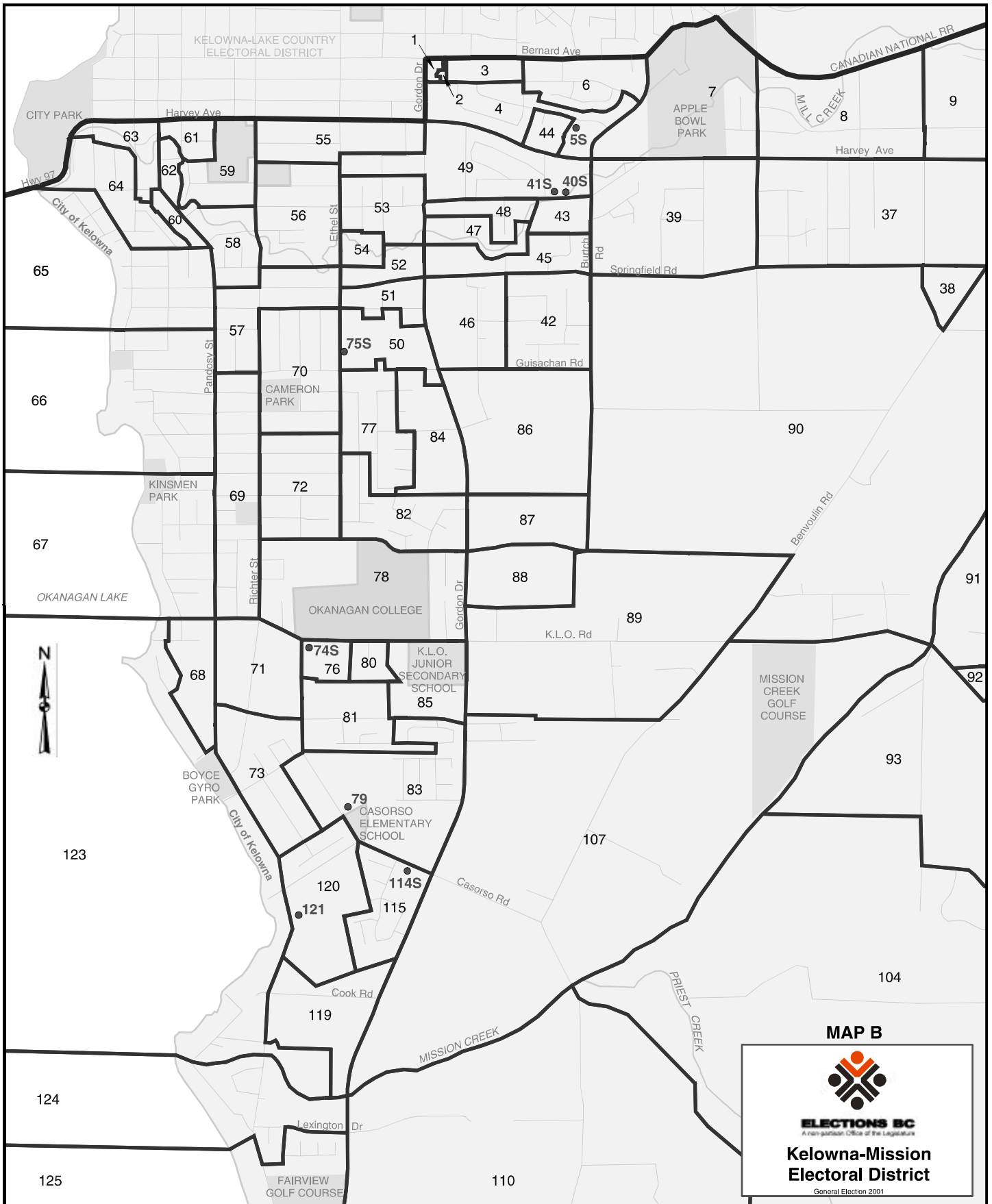
| | | | |
|---------------------------------|---------------|--------|-------------------|
| Valid Votes - General & Advance | 21,321 | 95.60% | Total Valid Votes |
| S. 98 Mobiles | 85 | 0.38% | Total Valid Votes |
| S. 99 Absentee - in ED | 394 | 1.77% | Total Valid Votes |
| S. 100 Absentee - out of ED | 171 | 0.77% | Total Valid Votes |
| S. 101 Absentee - Advance | 89 | 0.40% | Total Valid Votes |
| S. 104 Voting in DEO office | 231 | 1.04% | Total Valid Votes |
| S. 106 Voting by mail | 12 | 0.04% | Total Valid Votes |
| Total Valid Votes | 22,303 | | |
| Rejected Ballots | 104 | 0.47% | Ballots Cast |
| Registered Voters Who Voted | 22,407 | 66.91% | Registered Voters |

Candidate Elected: John Alan Weisbeck (LIB)

*1 Voting Areas 43 and 44 combined
*3 Voting Areas 119S and 122S combined

*2 Voting Areas 68, 96 and 97 combined





MAP B

ELECTIONS BC
A Division of the Office of the Lieutenant Governor

Kelowna-Mission Electoral District

General Election 2001

| | Grant Baudais BCAP | Sindi Hawkins LIB | Kelly Nichol BCM | Angela Reid GP | Assunta Rosal NDP | Paul Vogan UPBC | Total Valid Votes | Rejected Ballots | No. of Registered Voters |
|----------------------------------|-----------------------------------|----------------------------------|---------------------------------|-------------------------------|----------------------------------|--------------------------------|----------------------------------|-----------------------------|---|
| Advance Voting | | | | | | | | | |
| Kelowna | 15 | 1,264 | 17 | 130 | 212 | 171 | 1,809 | 4 | |
| General Voting | | | | | | | | | |
| Voting Area | | | | | | | | | |
| 1 Kelowna Central | 0 | 0 | 0 | 0 | 0 | 0 | 0 | 0 | 0 |
| 2 Kelowna Central | 0 | 39 | 0 | 3 | 31 | 5 | 78 | 0 | 160 |
| 3 Kelowna Central | 2 | 64 | 6 | 15 | 14 | 10 | 111 | 0 | 187 |
| 4 Kelowna Central | 3 | 103 | 8 | 30 | 23 | 13 | 180 | 0 | 351 |
| 5S Kelowna Central | 0 | 20 | 2 | 2 | 4 | 2 | 30 | 0 | 69 |
| 6 Kelowna Central | 4 | 102 | 4 | 21 | 26 | 9 | 166 | 0 | 285 |
| 7 Kelowna Central | 3 | 76 | 3 | 12 | 20 | 7 | 121 | 0 | 249 |
| 8 Kelowna Central | 0 | 50 | 2 | 5 | 12 | 5 | 74 | 0 | 123 |
| 9 Kelowna Central | 0 | 0 | 0 | 0 | 0 | 0 | 0 | 0 | 0 |
| 10 Kelowna Central | 0 | 57 | 1 | 14 | 21 | 11 | 104 | 0 | 204 |
| 11 Kelowna Central | 0 | 147 | 5 | 6 | 35 | 12 | 205 | 0 | 347 |
| 12S Rutland *1 | 0 | 11 | 1 | 3 | 4 | 2 | 21 | 2 | 70 |
| 13 Rutland | 3 | 84 | 10 | 26 | 37 | 15 | 175 | 1 | 285 |
| 14 Rutland | 2 | 44 | 3 | 5 | 16 | 5 | 75 | 0 | 167 |
| 15 Rutland | 3 | 107 | 9 | 19 | 14 | 12 | 164 | 0 | 302 |
| 16 Rutland | 3 | 96 | 9 | 25 | 21 | 18 | 172 | 0 | 307 |
| 17 Rutland | 2 | 49 | 1 | 20 | 12 | 9 | 93 | 0 | 236 |
| 18S Rutland *1 | - | - | - | - | - | - | - | - | 22 |
| 19 Rutland | 5 | 54 | 2 | 7 | 15 | 13 | 96 | 0 | 163 |
| 20 Rutland | 5 | 72 | 6 | 14 | 24 | 18 | 139 | 0 | 260 |
| 21 Rutland | 3 | 96 | 6 | 17 | 27 | 15 | 164 | 1 | 283 |
| 22 Rutland | 2 | 133 | 4 | 17 | 33 | 7 | 196 | 0 | 328 |
| 23 Rutland | 0 | 60 | 7 | 12 | 23 | 5 | 107 | 0 | 204 |
| 24 Rutland | 2 | 112 | 8 | 22 | 15 | 14 | 173 | 3 | 271 |
| 25 Rutland | 6 | 78 | 8 | 22 | 39 | 12 | 165 | 0 | 293 |
| 26 Rutland | 4 | 90 | 7 | 23 | 19 | 26 | 169 | 0 | 263 |
| 27 Rutland | 5 | 109 | 5 | 17 | 24 | 21 | 181 | 1 | 293 |
| 28 Rutland | 6 | 76 | 14 | 16 | 22 | 5 | 139 | 0 | 280 |
| 29 Rutland | 5 | 95 | 10 | 21 | 29 | 9 | 169 | 0 | 296 |
| 30 Rutland | 1 | 80 | 9 | 19 | 42 | 14 | 165 | 1 | 320 |
| 31 Rutland | 2 | 127 | 5 | 30 | 21 | 14 | 199 | 0 | 355 |
| 32 Rutland | 4 | 140 | 7 | 21 | 21 | 12 | 205 | 0 | 315 |
| 33 Rutland | 3 | 113 | 11 | 31 | 17 | 5 | 180 | 1 | 330 |
| 34 Rutland | 0 | 95 | 2 | 31 | 15 | 15 | 158 | 0 | 288 |
| 35 Kelowna SE | 6 | 144 | 9 | 26 | 27 | 17 | 229 | 1 | 326 |
| 36S Kelowna Central | 0 | 19 | 3 | 1 | 8 | 2 | 33 | 0 | 89 |
| 37 Kelowna Central | 2 | 165 | 3 | 23 | 55 | 31 | 279 | 0 | 492 |
| 38 Kelowna Central | 0 | 26 | 0 | 3 | 10 | 3 | 42 | 0 | 196 |
| 39 Kelowna Central | 0 | 85 | 9 | 22 | 32 | 12 | 160 | 2 | 292 |
| 40S Kelowna Central | 4 | 12 | 1 | 0 | 8 | 1 | 26 | 0 | 36 |
| 41S Kelowna Central *2 | 2 | 16 | 3 | 4 | 5 | 2 | 32 | 0 | 53 |
| 42 Kelowna Central | 1 | 118 | 1 | 28 | 34 | 14 | 196 | 0 | 288 |
| 43 Kelowna Central | 1 | 62 | 4 | 14 | 18 | 7 | 106 | 0 | 248 |
| 44 Kelowna Central | 0 | 62 | 4 | 5 | 10 | 4 | 85 | 2 | 193 |
| 45 Kelowna Central | 8 | 79 | 5 | 10 | 26 | 16 | 144 | 1 | 241 |
| 46 Kelowna Central | 4 | 160 | 9 | 31 | 44 | 27 | 275 | 0 | 426 |
| 47 Kelowna Central | 3 | 68 | 2 | 4 | 27 | 10 | 114 | 1 | 218 |
| 48 Kelowna Central | 1 | 81 | 7 | 22 | 9 | 7 | 127 | 0 | 238 |
| 49 Kelowna Central | 0 | 36 | 6 | 18 | 14 | 9 | 83 | 0 | 197 |
| 50 Kelowna Central | 0 | 74 | 2 | 8 | 6 | 9 | 99 | 0 | 156 |
| 51 Kelowna Central | 4 | 105 | 0 | 8 | 34 | 14 | 165 | 0 | 231 |
| 52 Kelowna Central | 2 | 65 | 5 | 18 | 25 | 8 | 123 | 0 | 223 |
| 53 Kelowna Central | 5 | 137 | 8 | 24 | 35 | 18 | 227 | 0 | 364 |
| 54 Kelowna Central *2 | - | - | - | - | - | - | - | - | 12 |
| 55 Kelowna Central | 7 | 123 | 13 | 15 | 37 | 28 | 223 | 0 | 364 |
| 56 Kelowna Central | 4 | 61 | 11 | 38 | 28 | 17 | 159 | 0 | 262 |
| 57 Kelowna Central | 4 | 87 | 5 | 19 | 19 | 13 | 147 | 1 | 286 |
| 58 Kelowna Central | 1 | 101 | 4 | 16 | 31 | 10 | 163 | 0 | 302 |
| 59 Kelowna Central | 5 | 97 | 8 | 24 | 46 | 13 | 193 | 1 | 343 |
| 60 Kelowna Central | 1 | 69 | 7 | 19 | 27 | 5 | 128 | 0 | 256 |
| 61 Kelowna Central | 0 | 65 | 7 | 11 | 17 | 3 | 103 | 0 | 221 |

| Voting Area (continued) | | Grant Baudais BCAP | Sindi Hawkins LIB | Kelly Nichol BCM | Angela Reid GP | Assunta Rosal NDP | Paul Vogan UPBC | Total Valid Votes | Rejected Ballots | No. of Registered Voters |
|-------------------------|---------------------|--------------------------|-------------------------|------------------------|----------------------|-------------------------|-----------------------|-------------------------|---------------------|--------------------------------|
| 62 | Kelowna Central | 3 | 50 | 3 | 14 | 15 | 5 | 90 | 2 | 202 |
| 63 | Kelowna Central | 1 | 24 | 8 | 15 | 13 | 0 | 61 | 0 | 170 |
| 64 | Kelowna Central | 2 | 71 | 10 | 20 | 22 | 9 | 134 | 0 | 227 |
| 65 | Kelowna Central | 0 | 108 | 8 | 28 | 29 | 8 | 181 | 2 | 320 |
| 66 | Kelowna Central | 1 | 126 | 4 | 33 | 22 | 12 | 198 | 1 | 294 |
| 67 | Kelowna Central | 3 | 96 | 9 | 33 | 32 | 10 | 183 | 1 | 306 |
| 68 | Kelowna Central | 3 | 59 | 6 | 16 | 11 | 5 | 100 | 0 | 282 |
| 69 | Kelowna Central | 2 | 92 | 20 | 37 | 35 | 9 | 195 | 1 | 337 |
| 70 | Kelowna Central | 1 | 82 | 8 | 19 | 32 | 8 | 150 | 0 | 305 |
| 71 | Kelowna S | 1 | 119 | 3 | 26 | 28 | 22 | 199 | 0 | 403 |
| 72 | Kelowna Central | 0 | 102 | 14 | 25 | 40 | 11 | 192 | 0 | 342 |
| 73 | Kelowna S | 2 | 124 | 7 | 19 | 22 | 12 | 186 | 0 | 321 |
| 74S | Kelowna S | 3 | 55 | 1 | 8 | 13 | 2 | 82 | 0 | 96 |
| 75S | Kelowna Central | 2 | 37 | 1 | 2 | 19 | 4 | 65 | 2 | 182 |
| 76 | Kelowna S | 1 | 99 | 2 | 8 | 34 | 10 | 154 | 0 | 313 |
| 77 | Kelowna Central | 1 | 122 | 3 | 21 | 23 | 18 | 188 | 0 | 310 |
| 78 | Kelowna Central | 3 | 82 | 11 | 28 | 19 | 17 | 160 | 0 | 293 |
| 79 | Kelowna S | 1 | 84 | 2 | 11 | 25 | 14 | 137 | 0 | 203 |
| 80 | Kelowna S | 3 | 84 | 2 | 11 | 23 | 4 | 127 | 0 | 290 |
| 81 | Kelowna S | 2 | 182 | 4 | 16 | 29 | 20 | 253 | 2 | 405 |
| 82 | Kelowna Central | 2 | 94 | 3 | 11 | 30 | 9 | 149 | 0 | 286 |
| 83 | Kelowna S | 3 | 160 | 6 | 22 | 26 | 8 | 225 | 1 | 343 |
| 84 | Kelowna Central | 1 | 122 | 1 | 15 | 24 | 9 | 172 | 1 | 240 |
| 85 | Kelowna S | 3 | 93 | 8 | 13 | 17 | 4 | 138 | 0 | 259 |
| 86 | Kelowna Central | 0 | 167 | 0 | 27 | 26 | 14 | 234 | 0 | 379 |
| 87 | Kelowna Central | 1 | 139 | 0 | 23 | 22 | 15 | 200 | 1 | 306 |
| 88 | Kelowna Central | 4 | 136 | 3 | 17 | 25 | 24 | 209 | 0 | 329 |
| 89 | Kelowna S | 4 | 121 | 3 | 17 | 19 | 31 | 195 | 0 | 319 |
| 90 | Kelowna Central | 0 | 132 | 9 | 30 | 27 | 17 | 215 | 0 | 372 |
| 91 | Kelowna SE | 0 | 123 | 2 | 16 | 16 | 5 | 162 | 0 | 240 |
| 92 | Kelowna SE | 1 | 130 | 5 | 19 | 33 | 20 | 208 | 0 | 327 |
| 93 | Kelowna SE | 3 | 187 | 19 | 25 | 26 | 15 | 275 | 1 | 436 |
| 94 | Belgo | 5 | 113 | 6 | 22 | 14 | 6 | 166 | 0 | 257 |
| 95 | Belgo | 3 | 117 | 9 | 26 | 23 | 13 | 191 | 0 | 303 |
| 96 | Belgo | 0 | 0 | 0 | 0 | 0 | 0 | 0 | 0 | 0 |
| 97 | Black Mountain | 2 | 81 | 1 | 18 | 20 | 6 | 128 | 0 | 253 |
| 98 | Black Mountain | 6 | 118 | 0 | 10 | 23 | 7 | 164 | 0 | 269 |
| 99 | Kelowna SE | 0 | 259 | 5 | 15 | 8 | 10 | 297 | 0 | 395 |
| 100 | Kelowna SE | 2 | 142 | 7 | 25 | 17 | 11 | 204 | 1 | 303 |
| 101 | Kelowna SE | 2 | 201 | 6 | 21 | 27 | 12 | 269 | 1 | 360 |
| 102 | Kelowna SE | 4 | 143 | 4 | 27 | 12 | 28 | 218 | 0 | 326 |
| 103 | Kelowna SE | 3 | 167 | 8 | 37 | 15 | 8 | 238 | 0 | 393 |
| 104 | Kelowna SE | 1 | 152 | 13 | 20 | 17 | 11 | 214 | 1 | 333 |
| 105 | Kelowna SE | 1 | 139 | 4 | 22 | 20 | 14 | 200 | 0 | 290 |
| 106 | Kelowna SE | 0 | 195 | 4 | 28 | 15 | 7 | 249 | 0 | 342 |
| 107 | Kelowna S | 0 | 77 | 5 | 7 | 8 | 12 | 109 | 0 | 196 |
| 108 | Okanagan Mission | 3 | 121 | 9 | 26 | 15 | 19 | 193 | 3 | 311 |
| 109 | Okanagan Mission | 4 | 134 | 7 | 35 | 14 | 9 | 203 | 1 | 318 |
| 110 | Kelowna SE | 4 | 140 | 12 | 14 | 16 | 13 | 199 | 0 | 276 |
| 111 | Okanagan Mission | 0 | 111 | 1 | 12 | 9 | 11 | 144 | 0 | 213 |
| 112 | Okanagan Mission | 2 | 134 | 11 | 28 | 30 | 19 | 224 | 0 | 363 |
| 113 | Okanagan Mission *3 | 2 | 187 | 13 | 20 | 16 | 17 | 255 | 0 | 355 |
| 114S | Okanagan Mission *3 | - | - | - | - | - | - | - | - | 18 |
| 115 | Kelowna S | 2 | 140 | 2 | 12 | 20 | 13 | 189 | 0 | 279 |
| 116 | Okanagan Mission | 1 | 169 | 5 | 12 | 18 | 7 | 212 | 0 | 334 |
| 117 | Okanagan Mission | 1 | 117 | 8 | 23 | 20 | 24 | 193 | 1 | 297 |
| 118 | Okanagan Mission | 4 | 137 | 12 | 46 | 22 | 11 | 232 | 0 | 359 |
| 119 | Kelowna S | 1 | 106 | 5 | 23 | 17 | 12 | 164 | 0 | 324 |
| 120 | Kelowna S | 1 | 147 | 5 | 21 | 37 | 11 | 222 | 0 | 341 |
| 121 | Kelowna S | 0 | 58 | 3 | 16 | 22 | 10 | 109 | 0 | 197 |
| 122 | Okanagan Mission | 3 | 135 | 4 | 34 | 28 | 14 | 218 | 0 | 302 |
| 123 | Kelowna S | 0 | 122 | 2 | 13 | 17 | 10 | 164 | 0 | 279 |
| 124 | Okanagan Mission | 0 | 148 | 5 | 5 | 20 | 12 | 190 | 0 | 283 |
| 125 | Okanagan Mission | 4 | 172 | 5 | 25 | 15 | 8 | 229 | 1 | 368 |
| 126 | Okanagan Mission | 2 | 186 | 4 | 16 | 17 | 8 | 233 | 2 | 371 |
| 127 | Okanagan Mission | 2 | 179 | 4 | 17 | 27 | 14 | 243 | 0 | 393 |
| 128 | Okanagan Mission | 1 | 131 | 4 | 9 | 13 | 7 | 165 | 0 | 269 |

| Voting Area (continued) | Grant Baudais BCAP | Sindi Hawkins LIB | Kelly Nichol BCM | Angela Reid GP | Assunta Rosal NDP | Paul Vogan UPBC | Total Valid Votes | Rejected Ballots | No. of Registered Voters |
|---------------------------------------|---------------------------|--------------------------|-------------------------|-----------------------|--------------------------|------------------------|--------------------------|-------------------------|---------------------------------|
| 129 Okanagan Mission | 1 | 174 | 5 | 12 | 10 | 2 | 204 | 0 | 315 |
| 130 Okanagan Mission | 4 | 149 | 4 | 14 | 16 | 7 | 194 | 1 | 299 |
| 131 Okanagan Mission | 0 | 266 | 7 | 40 | 31 | 17 | 361 | 0 | 543 |
| 132 Kelowna S | 0 | 0 | 0 | 0 | 0 | 0 | 0 | 0 | 0 |
| Sub Totals | 286 | 14,629 | 722 | 2,443 | 2,966 | 1,602 | 22,648 | 50 | 35,323 |
| S. 98 Mobiles. | 3 | 45 | 3 | 5 | 3 | 1 | 60 | 1 | |
| S. 99 Absentee - in ED | 1 | 219 | 37 | 77 | 32 | 23 | 389 | 2 | |
| S. 100 Absentee - out of ED | 1 | 85 | 22 | 32 | 24 | 13 | 177 | 18 | |
| S. 101 Absentee - Advance | 1 | 69 | 0 | 10 | 8 | 13 | 101 | 22 | |
| S. 104 Voting in DEO office | 4 | 263 | 2 | 18 | 30 | 18 | 335 | 7 | |
| S. 106 Voting by mail | 0 | 41 | 1 | 3 | 3 | 4 | 52 | 2 | |
| Grand Totals | 296 | 15,351 | 787 | 2,588 | 3,066 | 1,674 | 23,762 | 102 | 35,323 |
| % of Valid Votes | 1.25% | 64.60% | 3.31% | 10.89% | 12.90% | 7.05% | | | |

Summary:

| | | | |
|---------------------------------|--------|--------|-------------------|
| Valid Votes - General & Advance | 22,648 | 95.31% | Total Valid Votes |
| S. 98 Mobiles | 60 | 0.25% | Total Valid Votes |
| S. 99 Absentee - in ED | 389 | 1.64% | Total Valid Votes |
| S. 100 Absentee - out of ED | 177 | 0.74% | Total Valid Votes |
| S. 101 Absentee - Advance | 101 | 0.43% | Total Valid Votes |
| S. 104 Voting in DEO office | 335 | 1.41% | Total Valid Votes |
| S. 106 Voting by mail | 52 | 0.22% | Total Valid Votes |

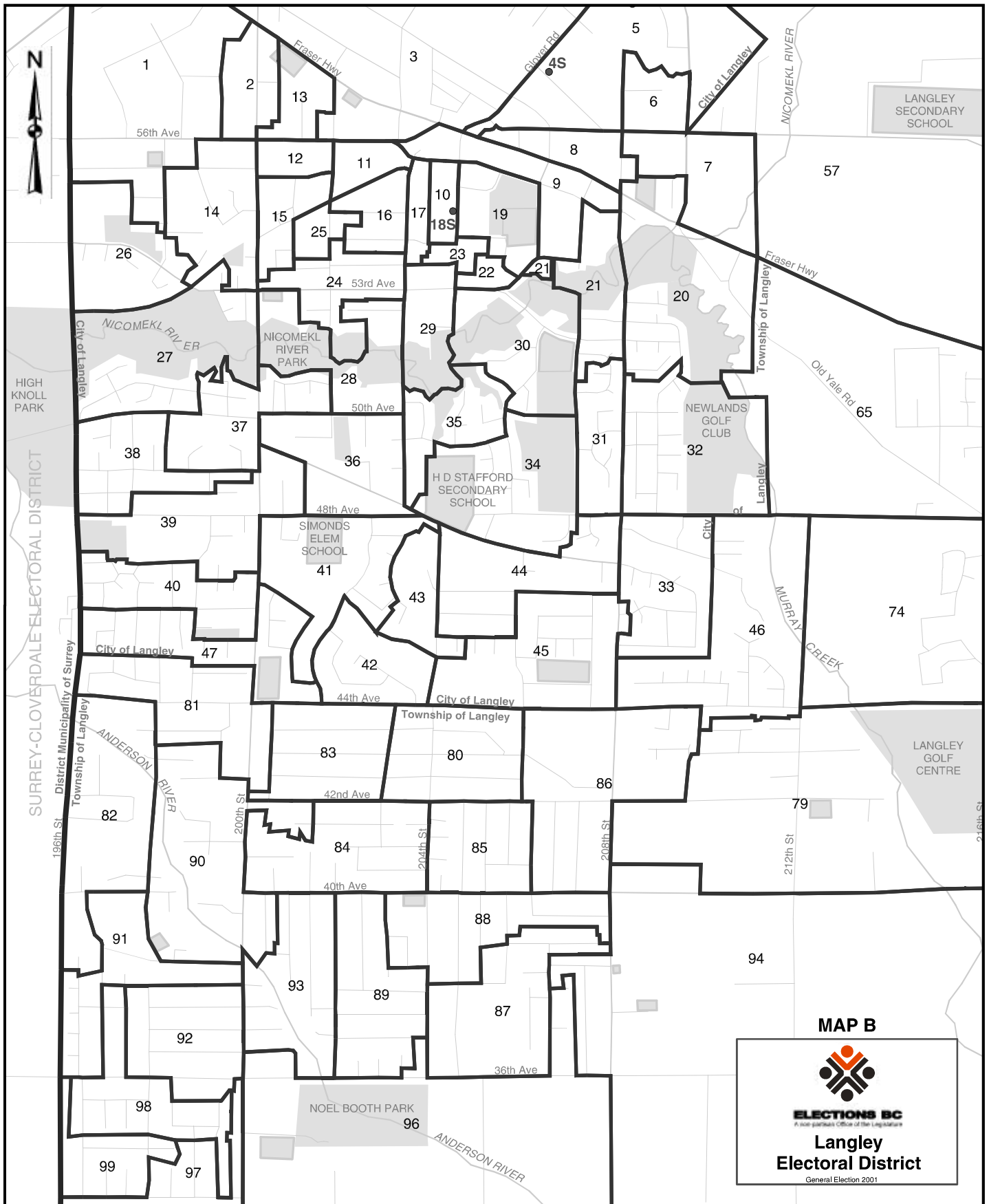
Total Valid Votes 23,762

| | | | |
|-----------------------------|--------|--------|-------------------|
| Rejected Ballots | 102 | 0.43% | Ballots Cast |
| Registered Voters Who Voted | 23,864 | 67.56% | Registered Voters |

Candidate Elected: Sindi Hawkins (LIB)

*1 Voting Areas 12S and 18S combined
 *3 Voting Areas 113 and 114S combined

*2 Voting Areas 41S and 54 combined



| | Mavis Becker BCM | Paul Latham NDP | Gordon Nelson UPBC | Lynn Stephens LIB | Pat Taylor GP | Total Valid Votes | Rejected Ballots | No. of Registered Voters |
|-------------------------------------|------------------------|-----------------------|--------------------------|-------------------------|---------------------|-------------------------|---------------------|--------------------------------|
| Advance Voting | | | | | | | | |
| District Electoral Office | 9 | 21 | 17 | 161 | 22 | 230 | 0 | |
| Langley Civic Centre | 9 | 38 | 29 | 410 | 50 | 536 | 2 | |
| Timms Community Centre | 3 | 70 | 49 | 403 | 56 | 581 | 1 | |
| General Voting | | | | | | | | |
| Voting Area | | | | | | | | |
| 1 | 15 | 13 | 7 | 62 | 14 | 111 | 0 | 202 |
| 2 | 3 | 14 | 9 | 65 | 19 | 110 | 0 | 204 |
| 3 | 6 | 21 | 6 | 77 | 21 | 131 | 0 | 285 |
| 4S | 5 | 6 | 3 | 17 | 2 | 33 | 1 | 63 |
| 5 | 5 | 13 | 22 | 72 | 14 | 126 | 1 | 239 |
| 6 | 6 | 25 | 13 | 168 | 30 | 242 | 1 | 394 |
| 7 | 3 | 19 | 20 | 140 | 20 | 202 | 2 | 332 |
| 8 | 3 | 17 | 10 | 81 | 24 | 135 | 0 | 316 |
| 9 | 10 | 17 | 22 | 84 | 19 | 152 | 0 | 273 |
| 10 | 5 | 46 | 13 | 85 | 21 | 170 | 0 | 288 |
| 11 | 8 | 27 | 19 | 129 | 12 | 195 | 0 | 311 |
| 12 | 10 | 27 | 13 | 106 | 27 | 183 | 0 | 356 |
| 13 | 8 | 22 | 11 | 119 | 21 | 181 | 0 | 322 |
| 14 | 7 | 25 | 16 | 122 | 29 | 199 | 0 | 342 |
| 15 | 7 | 17 | 5 | 74 | 21 | 124 | 0 | 228 |
| 16 | 8 | 37 | 19 | 144 | 39 | 247 | 0 | 392 |
| 17 | 4 | 53 | 19 | 98 | 33 | 207 | 0 | 334 |
| 18S | 2 | 13 | 2 | 24 | 6 | 47 | 1 | 143 |
| 19 | 2 | 50 | 15 | 140 | 11 | 218 | 1 | 351 |
| 20 | 10 | 30 | 12 | 95 | 27 | 174 | 0 | 285 |
| 21 | 5 | 24 | 22 | 115 | 21 | 187 | 0 | 331 |
| 22 | 2 | 38 | 16 | 95 | 20 | 171 | 0 | 243 |
| 23 | 3 | 19 | 11 | 63 | 20 | 116 | 0 | 213 |
| 24 | 7 | 34 | 7 | 130 | 24 | 202 | 0 | 329 |
| 25 | 5 | 26 | 5 | 88 | 30 | 154 | 0 | 258 |
| 26 | 6 | 41 | 13 | 166 | 27 | 253 | 0 | 354 |
| 27 | 9 | 28 | 10 | 141 | 21 | 209 | 0 | 325 |
| 28 | 4 | 21 | 22 | 105 | 24 | 176 | 0 | 297 |
| 29 | 6 | 21 | 21 | 74 | 22 | 144 | 0 | 272 |
| 30 | 8 | 23 | 14 | 83 | 29 | 157 | 3 | 280 |
| 31 | 6 | 31 | 16 | 125 | 17 | 195 | 0 | 290 |
| 32 | 6 | 21 | 14 | 143 | 15 | 199 | 0 | 283 |
| 33 | 3 | 18 | 17 | 159 | 25 | 222 | 0 | 337 |
| 34 | 10 | 27 | 17 | 95 | 32 | 181 | 0 | 303 |
| 35 | 3 | 23 | 14 | 81 | 12 | 133 | 0 | 215 |
| 36 | 8 | 23 | 12 | 124 | 28 | 195 | 0 | 285 |
| 37 | 3 | 17 | 4 | 132 | 26 | 182 | 0 | 293 |
| 38 | 6 | 20 | 12 | 154 | 31 | 223 | 0 | 331 |
| 39 | 7 | 31 | 25 | 100 | 31 | 194 | 0 | 286 |
| 40 | 4 | 27 | 14 | 133 | 23 | 201 | 0 | 335 |
| 41 | 9 | 24 | 18 | 149 | 30 | 230 | 0 | 327 |
| 42 | 5 | 15 | 4 | 111 | 14 | 149 | 2 | 225 |
| 43 | 2 | 11 | 5 | 63 | 17 | 98 | 0 | 144 |
| 44 | 5 | 27 | 11 | 136 | 22 | 201 | 2 | 294 |
| 45 | 10 | 21 | 6 | 130 | 20 | 187 | 0 | 313 |
| 46 | 9 | 27 | 28 | 222 | 38 | 324 | 0 | 484 |
| 47 | 4 | 21 | 14 | 131 | 45 | 215 | 0 | 359 |
| 48 | 7 | 28 | 14 | 116 | 25 | 190 | 2 | 342 |
| 49 | 9 | 18 | 7 | 119 | 14 | 167 | 0 | 255 |
| 50 *1 | 5 | 20 | 17 | 135 | 25 | 202 | 0 | 289 |
| 51 *1 | - | - | - | - | - | - | - | 31 |
| 52 | 12 | 26 | 10 | 164 | 42 | 254 | 0 | 371 |
| 53 | 9 | 23 | 18 | 135 | 22 | 207 | 1 | 312 |
| 54 | 11 | 37 | 16 | 138 | 38 | 240 | 0 | 359 |
| 55 | 3 | 30 | 12 | 158 | 32 | 235 | 0 | 311 |
| 56 | 11 | 45 | 11 | 203 | 38 | 308 | 0 | 473 |
| 57 | 7 | 26 | 27 | 150 | 20 | 230 | 2 | 312 |
| 58S *2 | - | - | - | - | - | - | - | 20 |
| 59 | 2 | 5 | 11 | 116 | 11 | 145 | 0 | 199 |
| 60 | 7 | 37 | 45 | 273 | 40 | 402 | 0 | 554 |

Langley Electoral District
Voting Results

Statement of Votes
Elections British Columbia

| Voting Area (continued) | Mavis Becker BCM | Paul Latham NDP | Gordon Nelson UPBC | Lynn Stephens LIB | Pat Taylor GP | Total Valid Votes | Rejected Ballots | No. of Registered Voters |
|-----------------------------|------------------------|-----------------------|--------------------------|-------------------------|---------------------|-------------------------|---------------------|--------------------------------|
| 61S *2 | 2 | 10 | 4 | 37 | 14 | 67 | 1 | 37 |
| 62S *2 | - | - | - | - | - | - | - | 16 |
| 63S *2 | - | - | - | - | - | - | - | 8 |
| 64S *2 | - | - | - | - | - | - | - | 8 |
| 65 | 5 | 19 | 25 | 139 | 26 | 214 | 2 | 361 |
| 66 | 5 | 33 | 22 | 165 | 24 | 249 | 0 | 354 |
| 67 | 1 | 16 | 17 | 157 | 22 | 213 | 0 | 343 |
| 68 | 5 | 13 | 12 | 96 | 19 | 145 | 0 | 282 |
| 69 | 0 | 3 | 5 | 25 | 6 | 39 | 0 | 61 |
| 70 | 3 | 31 | 18 | 184 | 27 | 263 | 0 | 384 |
| 71 | 4 | 26 | 10 | 123 | 12 | 175 | 1 | 263 |
| 72 | 6 | 14 | 14 | 145 | 14 | 193 | 0 | 285 |
| 73 | 6 | 37 | 18 | 265 | 42 | 368 | 1 | 490 |
| 74 | 4 | 20 | 8 | 117 | 18 | 167 | 0 | 262 |
| 75S *2 | - | - | - | - | - | - | - | 38 |
| 76 | 8 | 21 | 22 | 221 | 29 | 301 | 1 | 416 |
| 77 | 3 | 8 | 12 | 58 | 11 | 92 | 0 | 157 |
| 78 | 6 | 25 | 16 | 178 | 26 | 251 | 0 | 347 |
| 79 | 4 | 11 | 10 | 208 | 26 | 259 | 0 | 369 |
| 80 | 14 | 26 | 14 | 145 | 33 | 232 | 0 | 342 |
| 81 | 9 | 26 | 12 | 144 | 37 | 228 | 1 | 338 |
| 82 | 9 | 38 | 11 | 147 | 37 | 242 | 2 | 322 |
| 83 | 13 | 27 | 11 | 148 | 30 | 229 | 0 | 306 |
| 84 | 12 | 28 | 9 | 130 | 21 | 200 | 0 | 303 |
| 85 | 11 | 23 | 8 | 87 | 32 | 161 | 0 | 246 |
| 86 | 8 | 22 | 11 | 104 | 14 | 159 | 0 | 219 |
| 87 | 6 | 18 | 18 | 123 | 32 | 197 | 0 | 292 |
| 88 | 8 | 22 | 15 | 158 | 20 | 223 | 1 | 317 |
| 89 | 7 | 40 | 19 | 143 | 21 | 230 | 0 | 321 |
| 90 | 13 | 31 | 12 | 119 | 38 | 213 | 0 | 317 |
| 91 | 8 | 42 | 11 | 129 | 38 | 228 | 3 | 348 |
| 92 | 8 | 28 | 19 | 115 | 33 | 203 | 0 | 298 |
| 93 | 9 | 30 | 13 | 134 | 41 | 227 | 0 | 335 |
| 94 | 9 | 31 | 15 | 111 | 29 | 195 | 0 | 315 |
| 95 | 7 | 23 | 19 | 137 | 17 | 203 | 0 | 346 |
| 96 | 7 | 26 | 17 | 142 | 20 | 212 | 0 | 298 |
| 97 | 4 | 8 | 4 | 94 | 17 | 127 | 0 | 180 |
| 98 | 7 | 30 | 17 | 136 | 42 | 232 | 0 | 344 |
| 99 | 2 | 17 | 11 | 106 | 34 | 170 | 0 | 229 |
| 100 | 3 | 27 | 22 | 122 | 29 | 203 | 1 | 297 |
| 101 | 3 | 28 | 12 | 155 | 34 | 232 | 0 | 305 |
| 102 | 6 | 18 | 16 | 188 | 23 | 251 | 0 | 362 |
| 103 | 10 | 8 | 20 | 165 | 38 | 241 | 0 | 332 |
| 104 | 9 | 19 | 19 | 154 | 29 | 230 | 0 | 327 |
| 105 | 9 | 31 | 15 | 127 | 27 | 209 | 1 | 319 |
| 106 | 5 | 19 | 8 | 145 | 32 | 209 | 0 | 333 |
| 107 | 6 | 17 | 14 | 151 | 38 | 226 | 0 | 343 |
| 108 | 3 | 53 | 18 | 122 | 20 | 216 | 0 | 313 |
| 109 | 3 | 16 | 15 | 186 | 37 | 257 | 2 | 376 |
| Sub Totals | 676 | 2,634 | 1,549 | 14,016 | 2,718 | 21,593 | 39 | 31,298 |
| S. 98 Mobiles | 1 | 6 | 2 | 31 | 7 | 47 | 4 | |
| S. 99 Absentee - in ED | 35 | 47 | 37 | 251 | 88 | 458 | 2 | |
| S. 100 Absentee - out of ED | 6 | 7 | 6 | 70 | 17 | 106 | 16 | |
| S. 101 Absentee - Advance | 0 | 1 | 1 | 13 | 3 | 18 | 1 | |
| S. 104 Voting in DEO office | 3 | 24 | 9 | 165 | 14 | 215 | 3 | |
| S. 106 Voting by mail | 2 | 1 | 1 | 18 | 0 | 22 | 1 | |
| Grand Totals | 723 | 2,720 | 1,605 | 14,564 | 2,847 | 22,459 | 66 | 31,298 |
| % of Valid Votes | 3.21% | 12.11% | 7.15% | 64.85% | 12.68% | | | |

(continued on next page)

Summary:

| | | | |
|---------------------------------|--------|--------|-------------------|
| Valid Votes - General & Advance | 21,593 | 96.14% | Total Valid Votes |
| S. 98 Mobiles | 47 | 0.21% | Total Valid Votes |
| S. 99 Absentee - in ED | 458 | 2.04% | Total Valid Votes |
| S. 100 Absentee - out of ED | 106 | 0.47% | Total Valid Votes |
| S. 101 Absentee - Advance | 18 | 0.08% | Total Valid Votes |
| S. 104 Voting in DEO office | 215 | 0.96% | Total Valid Votes |
| S. 106 Voting by mail | 22 | 0.10% | Total Valid Votes |

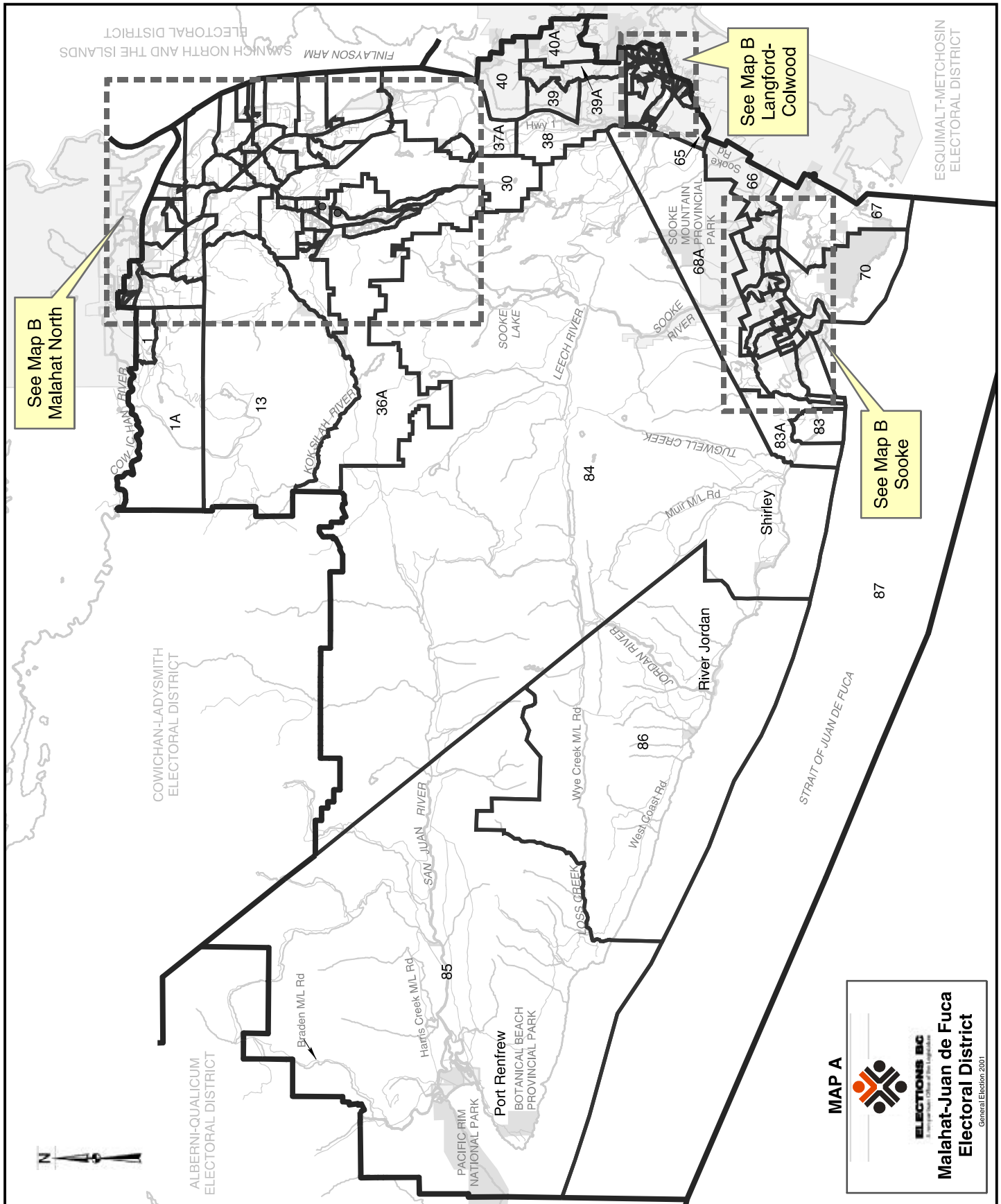
Total Valid Votes 22,459

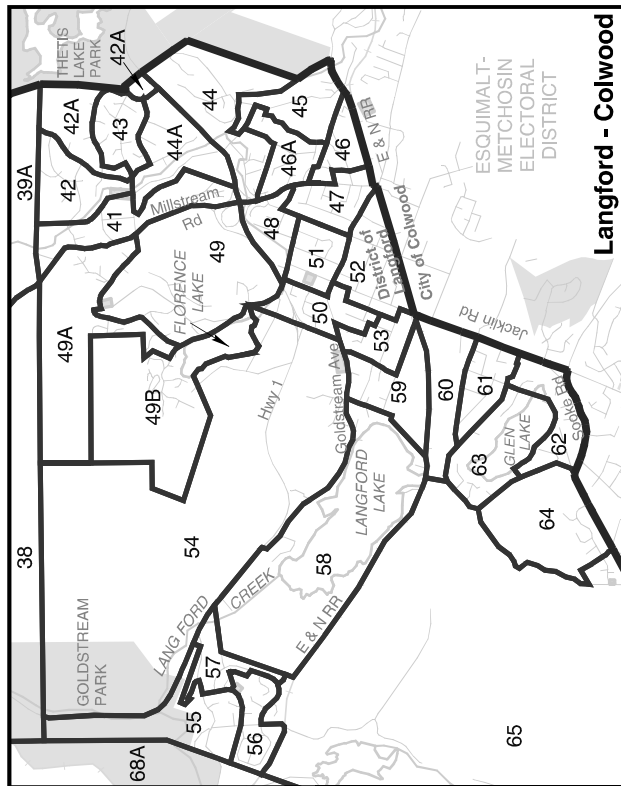
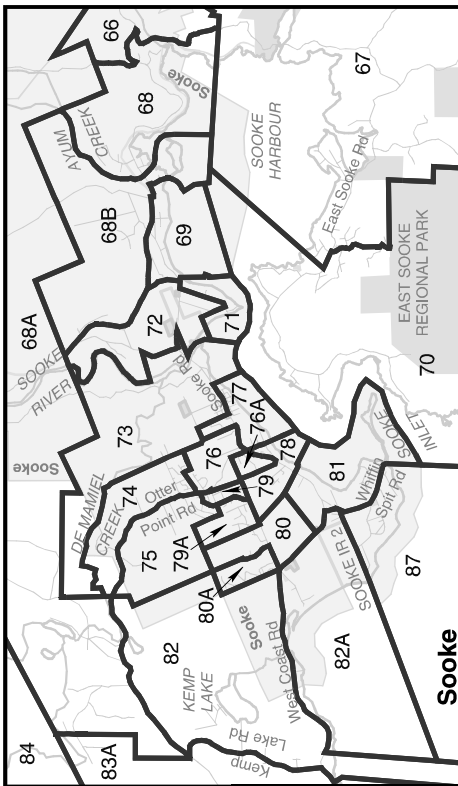
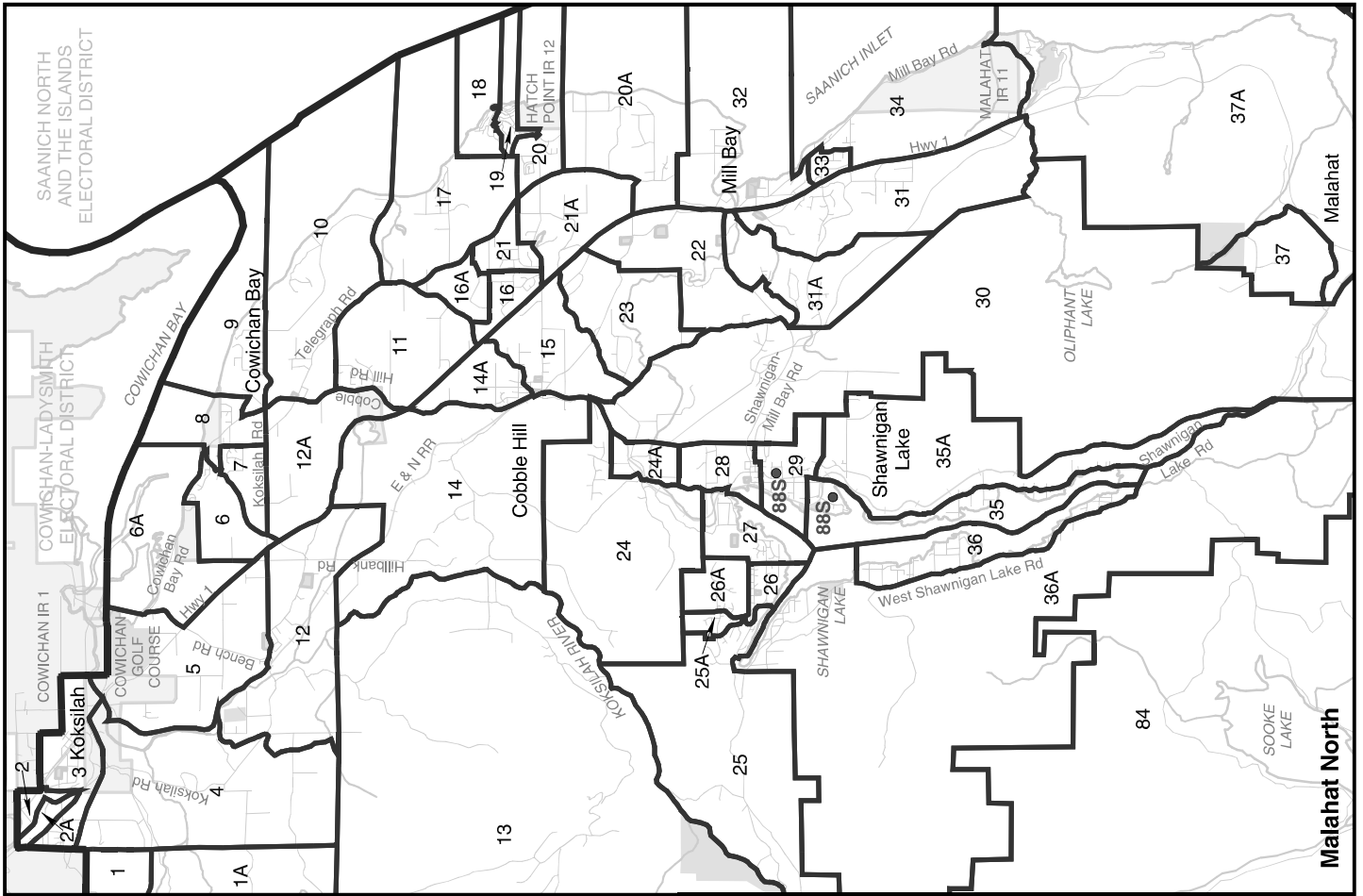
| | | | |
|-----------------------------|--------|--------|-------------------|
| Rejected Ballots | 66 | 0.29% | Ballots Cast |
| Registered Voters Who Voted | 22,525 | 71.97% | Registered Voters |

Candidate Elected: Lynn Stephens (LIB)

*1 Voting Areas 50 and 51 combined

*2 Voting Areas 58S, 61S, 62S, 63S, 64S and 75S combined





MAP B



ELECTIONS BC
A COMMITMENT TO EXCELLENCE

**Malahat-Juan de Fuca
Electoral District**
General Election 2001

**Malahat-Juan de Fuca Electoral District
Voting Results**

Statement of Votes
Elections British Columbia

| | Ron Anderton BCM | Stephen Bradley GP | Richard Hughes NDP | Rick Kasper IND | Brian J. Kerr LIB | Julie L. M. Mander UPBC | Susan Power CP | Total Valid Votes | Rejected Ballots | No. of Registered Voters |
|--------------------------------|------------------------|--------------------------|--------------------------|-----------------------|-------------------------|-------------------------------|----------------------|-------------------------|---------------------|--------------------------------|
| Advance Voting | | | | | | | | | | |
| Mill Bay | 8 | 45 | 104 | 81 | 386 | 11 | 6 | 641 | 4 | |
| Sooke | 7 | 47 | 55 | 92 | 196 | 9 | 8 | 414 | 0 | |
| Victoria | 3 | 38 | 62 | 130 | 190 | 2 | 9 | 434 | 0 | |
| General Voting | | | | | | | | | | |
| Voting Area | | | | | | | | | | |
| 1 Duncan | 3 | 26 | 22 | 22 | 67 | 2 | 0 | 142 | 0 | 209 |
| 1A Duncan | 2 | 20 | 26 | 24 | 73 | 2 | 1 | 148 | 1 | 189 |
| 2 Duncan | 0 | 15 | 15 | 5 | 32 | 0 | 0 | 67 | 0 | 125 |
| 2A Duncan | 1 | 8 | 27 | 20 | 61 | 1 | 1 | 119 | 0 | 176 |
| 3 Duncan | 4 | 28 | 64 | 41 | 85 | 2 | 1 | 225 | 0 | 365 |
| 4 Duncan | 2 | 32 | 29 | 32 | 113 | 2 | 1 | 211 | 0 | 273 |
| 5 Duncan | 1 | 29 | 50 | 47 | 95 | 1 | 2 | 225 | 1 | 321 |
| 6 Cobble Hill | 2 | 20 | 31 | 33 | 73 | 5 | 1 | 165 | 0 | 201 |
| 6A Cobble Hill | 2 | 21 | 23 | 26 | 55 | 1 | 1 | 129 | 0 | 193 |
| 7 Cobble Hill | 5 | 25 | 32 | 37 | 83 | 0 | 2 | 184 | 0 | 263 |
| 8 Cobble Hill | 2 | 41 | 41 | 60 | 94 | 0 | 1 | 239 | 0 | 365 |
| 9 Cobble Hill | 2 | 46 | 50 | 54 | 111 | 3 | 2 | 268 | 0 | 363 |
| 10 Cobble Hill | 1 | 35 | 80 | 39 | 107 | 13 | 4 | 279 | 1 | 361 |
| 11 Cobble Hill | 2 | 23 | 45 | 31 | 161 | 2 | 0 | 264 | 0 | 367 |
| 12 Duncan | 5 | 29 | 23 | 22 | 56 | 2 | 6 | 143 | 0 | 200 |
| 12A Cobble Hill | 3 | 12 | 21 | 14 | 36 | 0 | 0 | 86 | 0 | 122 |
| 13 Cobble Hill | 5 | 29 | 23 | 21 | 56 | 4 | 0 | 138 | 0 | 193 |
| 14 Cobble Hill | 2 | 33 | 30 | 27 | 59 | 8 | 2 | 161 | 0 | 210 |
| 14A Cobble Hill | 10 | 20 | 30 | 22 | 93 | 3 | 2 | 180 | 0 | 257 |
| 15 Cobble Hill | 10 | 35 | 34 | 43 | 123 | 2 | 1 | 248 | 2 | 383 |
| 16 Mill Bay | 2 | 27 | 34 | 28 | 100 | 3 | 0 | 194 | 0 | 292 |
| 16A Mill Bay | 1 | 18 | 21 | 27 | 36 | 0 | 0 | 103 | 1 | 168 |
| 17 Cobble Hill | 2 | 14 | 35 | 13 | 87 | 2 | 1 | 154 | 0 | 224 |
| 18 Cobble Hill | 0 | 8 | 23 | 21 | 164 | 2 | 3 | 221 | 1 | 285 |
| 19 Cobble Hill | 0 | 9 | 15 | 26 | 201 | 0 | 2 | 253 | 0 | 355 |
| 20 Cobble Hill | 0 | 10 | 18 | 20 | 142 | 2 | 2 | 194 | 0 | 263 |
| 20A Mill Bay | 2 | 31 | 28 | 26 | 108 | 4 | 1 | 200 | 0 | 291 |
| 21 Mill Bay | 1 | 25 | 37 | 22 | 66 | 4 | 0 | 155 | 0 | 222 |
| 21A Mill Bay | 5 | 10 | 24 | 17 | 63 | 0 | 2 | 121 | 0 | 184 |
| 22 Mill Bay | 3 | 15 | 49 | 52 | 76 | 9 | 4 | 208 | 0 | 311 |
| 23 Cobble Hill | 5 | 25 | 56 | 29 | 104 | 2 | 4 | 225 | 0 | 320 |
| 24 Shawnigan Lake | 2 | 30 | 19 | 34 | 99 | 2 | 1 | 187 | 0 | 271 |
| 24A Shawnigan Lake | 2 | 18 | 35 | 42 | 77 | 3 | 2 | 179 | 0 | 273 |
| 25 Shawnigan Lake | 4 | 30 | 34 | 63 | 102 | 5 | 1 | 239 | 1 | 342 |
| 25A Shawnigan Lake | 3 | 18 | 24 | 30 | 54 | 0 | 4 | 133 | 1 | 184 |
| 26 Shawnigan Lake | 3 | 21 | 14 | 37 | 62 | 4 | 3 | 144 | 0 | 217 |
| 26A Shawnigan Lake | 2 | 16 | 23 | 35 | 66 | 4 | 0 | 146 | 0 | 208 |
| 27 Shawnigan Lake | 11 | 46 | 37 | 50 | 81 | 5 | 4 | 234 | 0 | 361 |
| 28 Shawnigan Lake | 5 | 25 | 40 | 58 | 66 | 2 | 1 | 197 | 0 | 309 |
| 29 Shawnigan Lake | 5 | 32 | 42 | 36 | 82 | 2 | 2 | 201 | 0 | 309 |
| 30 Mill Bay | 8 | 51 | 55 | 42 | 117 | 4 | 0 | 277 | 1 | 430 |
| 31 Mill Bay | 5 | 23 | 33 | 67 | 152 | 7 | 2 | 289 | 2 | 382 |
| 31A Mill Bay | 3 | 26 | 42 | 49 | 61 | 3 | 0 | 184 | 0 | 268 |
| 32 Mill Bay | 3 | 26 | 45 | 30 | 120 | 3 | 2 | 229 | 1 | 364 |
| 33 Mill Bay | 2 | 14 | 18 | 24 | 62 | 0 | 1 | 121 | 0 | 170 |
| 34 Mill Bay | 2 | 11 | 33 | 21 | 97 | 3 | 3 | 170 | 2 | 249 |
| 35 Shawnigan Lake | 4 | 20 | 29 | 26 | 77 | 6 | 1 | 163 | 1 | 228 |
| 35A Shawnigan Lake | 2 | 34 | 22 | 51 | 62 | 1 | 1 | 173 | 1 | 269 |
| 36 Shawnigan Lake *1 | 8 | 24 | 22 | 40 | 59 | 1 | 0 | 154 | 0 | 219 |
| 36A Shawnigan Lake | 3 | 20 | 18 | 27 | 34 | 1 | 0 | 103 | 0 | 172 |
| 37 Victoria | 7 | 14 | 14 | 58 | 28 | 1 | 2 | 124 | 1 | 199 |
| 37A Victoria | 10 | 19 | 20 | 30 | 67 | 1 | 0 | 147 | 0 | 258 |
| 38 Victoria | 3 | 22 | 17 | 44 | 52 | 5 | 0 | 143 | 1 | 255 |
| 39 Victoria | 6 | 29 | 29 | 65 | 64 | 4 | 3 | 200 | 0 | 270 |
| 39A Victoria | 5 | 36 | 49 | 49 | 75 | 3 | 3 | 220 | 0 | 309 |
| 40 Victoria | 0 | 7 | 9 | 10 | 4 | 0 | 0 | 30 | 0 | 35 |
| 40A Victoria | 6 | 39 | 29 | 53 | 77 | 1 | 2 | 207 | 0 | 305 |
| 41 Victoria | 9 | 47 | 28 | 48 | 105 | 5 | 1 | 243 | 0 | 342 |
| 42 Victoria | 1 | 29 | 33 | 38 | 62 | 0 | 0 | 163 | 0 | 237 |
| 42A Victoria | 5 | 24 | 19 | 46 | 94 | 3 | 0 | 191 | 0 | 287 |

| Voting Area (continued) | | Ron Anderton BCM | Stephen Bradley GP | Richard Hughes NDP | Rick Kasper IND | Brian J. Kerr LIB | Julie L. M. Mander UPBC | Susan Power CP | Total Valid Votes | Rejected Ballots | No. of Registered Voters |
|-------------------------|-------------------|------------------------|--------------------------|--------------------------|-----------------------|-------------------------|-------------------------------|----------------------|-------------------------|---------------------|--------------------------------|
| 43 | Victoria | 6 | 32 | 37 | 80 | 63 | 6 | 1 | 225 | 0 | 347 |
| 44 | Victoria | 7 | 14 | 32 | 47 | 80 | 9 | 2 | 191 | 0 | 333 |
| 44A | Victoria | 3 | 17 | 21 | 51 | 64 | 2 | 1 | 159 | 0 | 232 |
| 45 | Victoria | 7 | 31 | 27 | 95 | 76 | 0 | 1 | 237 | 0 | 366 |
| 46 | Victoria | 1 | 15 | 12 | 40 | 38 | 0 | 0 | 106 | 0 | 180 |
| 46A | Victoria | 2 | 21 | 23 | 46 | 44 | 2 | 1 | 139 | 0 | 233 |
| 47 | Victoria | 3 | 23 | 22 | 46 | 33 | 3 | 4 | 134 | 0 | 263 |
| 48 | Victoria | 6 | 16 | 23 | 29 | 36 | 0 | 2 | 112 | 0 | 202 |
| 49 | Victoria | 7 | 60 | 52 | 87 | 143 | 3 | 8 | 360 | 2 | 448 |
| 49A | Victoria | 3 | 22 | 14 | 33 | 56 | 0 | 4 | 132 | 0 | 255 |
| 49B | Victoria | 0 | 13 | 27 | 55 | 36 | 1 | 2 | 134 | 0 | 223 |
| 50 | Victoria | 4 | 19 | 34 | 48 | 61 | 3 | 3 | 172 | 0 | 298 |
| 51 | Victoria | 5 | 16 | 30 | 54 | 45 | 1 | 2 | 153 | 0 | 262 |
| 52 | Victoria | 6 | 26 | 38 | 80 | 56 | 2 | 1 | 209 | 2 | 316 |
| 53 | Victoria | 6 | 35 | 44 | 44 | 51 | 2 | 0 | 182 | 2 | 281 |
| 54 | Victoria | 5 | 22 | 31 | 63 | 74 | 4 | 1 | 200 | 2 | 343 |
| 55 | Victoria | 9 | 44 | 36 | 69 | 64 | 1 | 1 | 224 | 0 | 312 |
| 56 | Victoria | 7 | 22 | 30 | 78 | 90 | 4 | 3 | 234 | 0 | 347 |
| 57 | Victoria | 8 | 30 | 36 | 75 | 72 | 3 | 1 | 225 | 1 | 320 |
| 58 | Victoria | 5 | 28 | 23 | 45 | 79 | 2 | 3 | 185 | 0 | 297 |
| 59 | Victoria | 7 | 23 | 23 | 54 | 49 | 2 | 1 | 159 | 0 | 248 |
| 60 | Victoria | 1 | 8 | 10 | 15 | 14 | 2 | 1 | 51 | 0 | 105 |
| 61 | Victoria | 8 | 28 | 35 | 65 | 65 | 5 | 3 | 209 | 0 | 325 |
| 62 | Victoria | 3 | 29 | 16 | 28 | 80 | 5 | 2 | 163 | 0 | 256 |
| 63 | Victoria | 3 | 34 | 28 | 58 | 87 | 2 | 4 | 216 | 0 | 311 |
| 64 | Victoria | 6 | 16 | 36 | 49 | 66 | 2 | 3 | 178 | 0 | 293 |
| 65 | Victoria | 3 | 32 | 27 | 30 | 74 | 1 | 2 | 169 | 0 | 271 |
| 66 | Sooke | 8 | 28 | 24 | 40 | 56 | 0 | 1 | 157 | 1 | 248 |
| 67 | Sooke | 15 | 82 | 59 | 66 | 141 | 11 | 2 | 376 | 0 | 521 |
| 68 | Sooke | 6 | 26 | 20 | 53 | 51 | 1 | 2 | 159 | 1 | 276 |
| 68A | Sooke | 1 | 20 | 13 | 15 | 26 | 2 | 0 | 77 | 0 | 200 |
| 68B | Sooke | 6 | 18 | 25 | 32 | 41 | 0 | 2 | 124 | 0 | 197 |
| 69 | Sooke | 6 | 29 | 20 | 58 | 83 | 2 | 1 | 199 | 1 | 312 |
| 70 | Sooke | 4 | 52 | 42 | 32 | 97 | 4 | 2 | 233 | 0 | 334 |
| 71 | Sooke | 7 | 40 | 29 | 45 | 58 | 0 | 1 | 180 | 1 | 323 |
| 72 | Sooke | 9 | 29 | 33 | 47 | 75 | 0 | 1 | 194 | 0 | 351 |
| 73 | Sooke | 5 | 27 | 34 | 60 | 93 | 3 | 1 | 223 | 1 | 371 |
| 74 | Sooke | 4 | 30 | 25 | 59 | 78 | 5 | 1 | 202 | 2 | 364 |
| 75 | Sooke | 1 | 22 | 24 | 57 | 86 | 3 | 5 | 198 | 0 | 376 |
| 76 | Sooke | 5 | 19 | 16 | 33 | 47 | 2 | 1 | 123 | 0 | 237 |
| 76A | Sooke | 5 | 16 | 10 | 29 | 41 | 1 | 3 | 105 | 0 | 221 |
| 77 | Sooke | 3 | 15 | 15 | 37 | 78 | 4 | 2 | 154 | 0 | 301 |
| 78 | Sooke | 7 | 17 | 26 | 35 | 70 | 3 | 1 | 159 | 0 | 237 |
| 79 | Sooke | 2 | 25 | 10 | 43 | 78 | 2 | 3 | 163 | 1 | 247 |
| 79A | Sooke | 7 | 26 | 28 | 41 | 48 | 3 | 2 | 155 | 0 | 251 |
| 80 | Sooke | 0 | 16 | 17 | 41 | 45 | 1 | 2 | 122 | 0 | 218 |
| 80A | Sooke | 3 | 23 | 23 | 22 | 50 | 0 | 2 | 123 | 0 | 180 |
| 81 | Sooke | 11 | 29 | 38 | 50 | 87 | 2 | 2 | 219 | 1 | 329 |
| 82 | Sooke | 5 | 25 | 31 | 34 | 61 | 2 | 2 | 160 | 0 | 243 |
| 82A | Sooke | 5 | 19 | 12 | 27 | 61 | 2 | 1 | 127 | 0 | 211 |
| 83 | Sooke | 0 | 26 | 21 | 28 | 46 | 2 | 1 | 124 | 0 | 240 |
| 83A | Sooke | 5 | 47 | 26 | 34 | 67 | 1 | 1 | 181 | 0 | 255 |
| 84 | Sooke | 9 | 42 | 24 | 38 | 53 | 2 | 2 | 170 | 1 | 247 |
| 85 | Port Renfrew | 8 | 17 | 12 | 22 | 28 | 1 | 1 | 89 | 0 | 153 |
| 86 | Sooke | 0 | 7 | 3 | 10 | 15 | 0 | 0 | 35 | 0 | 63 |
| 87 | Sooke | 1 | 29 | 33 | 33 | 83 | 1 | 3 | 183 | 1 | 268 |
| 88S | Shawnigan Lake *1 | - | - | - | - | - | - | - | - | - | 29 |
| Sub Totals | | 511 | 3,077 | 3,549 | 4,992 | 9,249 | 309 | 214 | 21,901 | 43 | 31,243 |

(continued on next page)

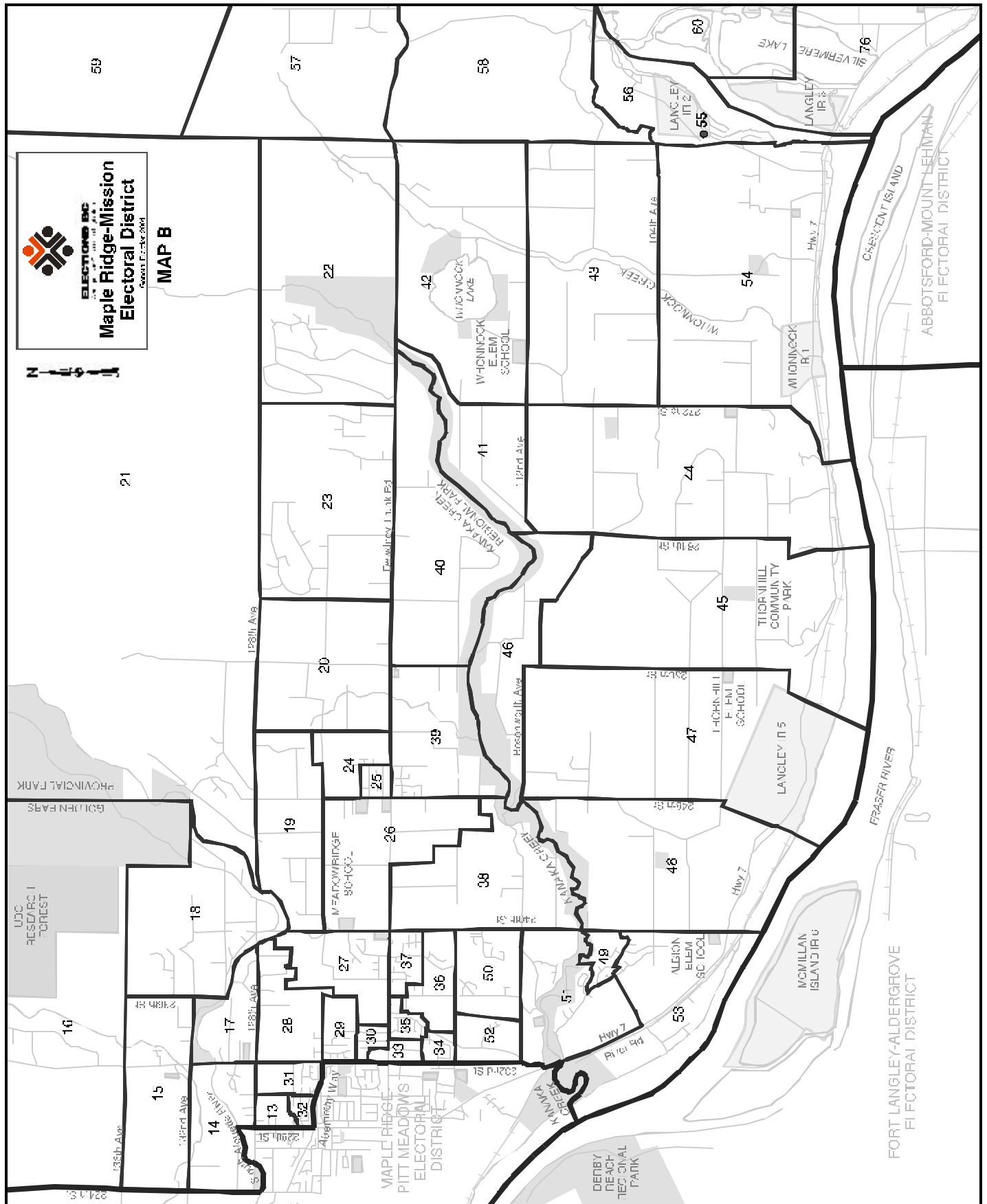
| Voting Area (continued) | Ron Anderton BCM | Stephen Bradley GP | Richard Hughes NDP | Rick Kasper IND | Brian J. Kerr LIB | Julie L. M. Mander UPBC | Susan Power CP | Total Valid Votes | Rejected Ballots | No. of Registered Voters |
|---------------------------------------|------------------------|--------------------------|--------------------------|-----------------------|-------------------------|-------------------------------|----------------------|-------------------------|---------------------|--------------------------------|
| S. 98 Mobiles | 6 | 7 | 11 | 7 | 18 | 0 | 2 | 51 | 0 | |
| S. 99 Absentee - in ED | 14 | 92 | 36 | 58 | 122 | 4 | 2 | 328 | 12 | |
| S. 100 Absentee - out of ED. | 10 | 70 | 39 | 32 | 87 | 7 | 1 | 246 | 23 | |
| S. 101 Absentee - Advance | 1 | 6 | 14 | 16 | 25 | 2 | 1 | 65 | 0 | |
| S. 104 Voting in DEO office | 4 | 20 | 31 | 48 | 135 | 1 | 0 | 239 | 8 | |
| S. 106 Voting by mail | 1 | 3 | 7 | 11 | 40 | 0 | 2 | 64 | 7 | |
| Grand Totals | 547 | 3,275 | 3,687 | 5,164 | 9,676 | 323 | 222 | 22,894 | 93 | 31,243 |
| % of Valid Votes. | 2.39% | 14.31% | 16.10% | 22.56% | 42.26% | 1.41% | 0.97% | | | |

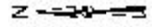
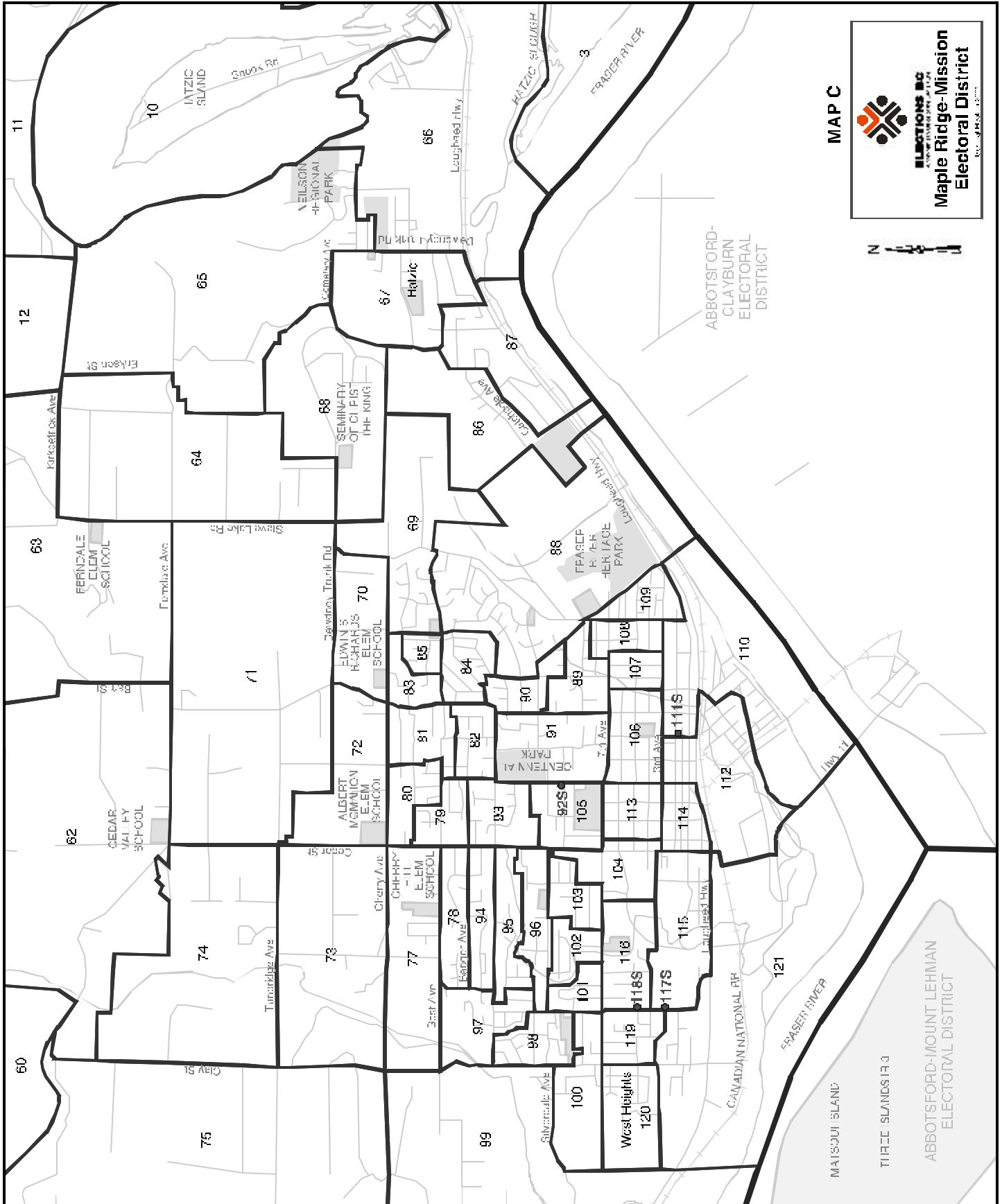
Summary:

| | | | |
|---------------------------------|---------------|--------|-------------------|
| Valid Votes - General & Advance | 21,901 | 95.66% | Total Valid Votes |
| S. 98 Mobiles | 51 | 0.22% | Total Valid Votes |
| S. 99 Absentee - in ED | 328 | 1.43% | Total Valid Votes |
| S. 100 Absentee - out of ED | 246 | 1.07% | Total Valid Votes |
| S. 101 Absentee - Advance | 65 | 0.29% | Total Valid Votes |
| S. 104 Voting in DEO office | 239 | 1.04% | Total Valid Votes |
| S. 106 Voting by mail | 64 | 0.29% | Total Valid Votes |
| Total Valid Votes | 22,894 | | |
| Rejected Ballots | 93 | 0.41% | Ballots Cast |
| Registered Voters Who Voted | 22,987 | 73.57% | Registered Voters |

Candidate Elected: Brian J. Kerr (LIB)

*1 Voting Areas 36 and 88S combined





| | Rose Bennett NDP | Denise Briere-Smart BCM | Randy Hawes LIB | Dawn Paley GP | Dale Randall IND | Chum Richardson IND | David Ritchie UPBC | Total Valid Votes | Rejected Ballots | No. of Registered Voters |
|-------------------------------------|------------------------|-------------------------------|-----------------------|---------------------|------------------------|---------------------------|--------------------------|-------------------------|---------------------|--------------------------------|
| Advance Voting | | | | | | | | | | |
| District Electoral Office | 121 | 20 | 520 | 46 | 6 | 3 | 49 | 765 | 0 | |
| Golden Ears Winter Club | 64 | 9 | 375 | 56 | 1 | 1 | 21 | 527 | 1 | |
| General Voting | | | | | | | | | | |
| Voting Area | | | | | | | | | | |
| 1 | 53 | 13 | 100 | 19 | 14 | 2 | 10 | 211 | 0 | 316 |
| 2S | 8 | 4 | 30 | 10 | 1 | 0 | 1 | 54 | 0 | 82 |
| 3 | 28 | 2 | 83 | 12 | 0 | 1 | 8 | 134 | 1 | 198 |
| 4 | 37 | 6 | 52 | 17 | 0 | 2 | 1 | 115 | 1 | 311 |
| 5 | 0 | 0 | 0 | 0 | 0 | 0 | 0 | 0 | 0 | 0 |
| 6 | 39 | 11 | 93 | 27 | 1 | 2 | 5 | 178 | 0 | 281 |
| 7 | 51 | 6 | 50 | 18 | 2 | 0 | 9 | 136 | 1 | 197 |
| 8 | 48 | 5 | 152 | 36 | 2 | 1 | 19 | 263 | 0 | 380 |
| 9 | 36 | 9 | 74 | 20 | 1 | 0 | 12 | 152 | 0 | 232 |
| 10 | 29 | 10 | 109 | 20 | 3 | 0 | 20 | 191 | 0 | 328 |
| 11 | 20 | 14 | 120 | 13 | 3 | 1 | 5 | 176 | 0 | 286 |
| 12 | 36 | 12 | 144 | 15 | 6 | 0 | 10 | 223 | 0 | 304 |
| 13 | 10 | 1 | 59 | 4 | 0 | 0 | 3 | 77 | 0 | 126 |
| 14 | 24 | 3 | 116 | 18 | 0 | 0 | 3 | 164 | 1 | 272 |
| 15 | 17 | 7 | 85 | 16 | 2 | 0 | 7 | 134 | 2 | 206 |
| 16 | 21 | 2 | 84 | 15 | 0 | 0 | 6 | 128 | 0 | 203 |
| 17 | 26 | 6 | 78 | 25 | 1 | 0 | 7 | 143 | 0 | 236 |
| 18 | 42 | 10 | 148 | 37 | 1 | 0 | 7 | 245 | 1 | 380 |
| 19 | 23 | 6 | 122 | 24 | 0 | 0 | 11 | 186 | 0 | 272 |
| 20 | 50 | 8 | 84 | 23 | 3 | 1 | 2 | 171 | 0 | 247 |
| 21 | 17 | 8 | 102 | 16 | 2 | 1 | 9 | 155 | 0 | 224 |
| 22 | 26 | 8 | 124 | 41 | 1 | 0 | 5 | 205 | 21 | 305 |
| 23 | 71 | 12 | 173 | 38 | 3 | 0 | 13 | 310 | 0 | 447 |
| 24 | 12 | 7 | 47 | 20 | 3 | 0 | 3 | 92 | 1 | 168 |
| 25 | 44 | 6 | 66 | 19 | 2 | 0 | 9 | 146 | 0 | 213 |
| 26 | 37 | 7 | 75 | 21 | 1 | 0 | 7 | 148 | 0 | 294 |
| 27 | 50 | 6 | 148 | 38 | 3 | 1 | 11 | 257 | 1 | 427 |
| 28 | 32 | 2 | 100 | 22 | 1 | 1 | 4 | 162 | 1 | 257 |
| 29 | 32 | 7 | 135 | 29 | 5 | 0 | 12 | 220 | 0 | 349 |
| 30 | 29 | 4 | 60 | 25 | 0 | 0 | 7 | 125 | 0 | 191 |
| 31 | 31 | 5 | 121 | 18 | 1 | 1 | 6 | 183 | 0 | 293 |
| 32 | 23 | 2 | 82 | 23 | 0 | 0 | 8 | 138 | 0 | 246 |
| 33 | 28 | 7 | 83 | 23 | 2 | 0 | 6 | 149 | 1 | 261 |
| 34 | 17 | 6 | 68 | 24 | 0 | 0 | 7 | 122 | 0 | 184 |
| 35 | 58 | 9 | 122 | 35 | 6 | 1 | 5 | 236 | 0 | 399 |
| 36 | 54 | 8 | 167 | 50 | 2 | 0 | 18 | 299 | 0 | 482 |
| 37 | 44 | 4 | 135 | 19 | 4 | 0 | 8 | 214 | 0 | 354 |
| 38 | 23 | 8 | 125 | 19 | 1 | 0 | 9 | 185 | 0 | 263 |
| 39 | 46 | 6 | 140 | 25 | 1 | 0 | 11 | 229 | 0 | 325 |
| 40 | 27 | 13 | 109 | 12 | 5 | 0 | 11 | 177 | 0 | 249 |
| 41 | 27 | 4 | 69 | 21 | 1 | 0 | 5 | 127 | 0 | 169 |
| 42 | 45 | 13 | 92 | 30 | 3 | 1 | 9 | 193 | 0 | 273 |
| 43 | 58 | 7 | 115 | 40 | 3 | 0 | 6 | 229 | 0 | 310 |
| 44 | 61 | 5 | 150 | 35 | 2 | 1 | 7 | 261 | 1 | 366 |
| 45 | 35 | 7 | 113 | 44 | 0 | 0 | 11 | 210 | 0 | 327 |
| 46 | 20 | 2 | 52 | 12 | 1 | 0 | 2 | 89 | 0 | 148 |
| 47 | 20 | 5 | 75 | 18 | 0 | 0 | 7 | 125 | 0 | 192 |
| 48 | 51 | 12 | 168 | 55 | 0 | 1 | 8 | 295 | 1 | 417 |
| 49 | 21 | 6 | 108 | 25 | 0 | 1 | 1 | 162 | 0 | 262 |
| 50 | 51 | 11 | 204 | 45 | 3 | 0 | 13 | 327 | 0 | 520 |
| 51 | 55 | 11 | 200 | 50 | 2 | 1 | 13 | 332 | 0 | 469 |
| 52 | 32 | 5 | 137 | 35 | 0 | 0 | 9 | 218 | 0 | 364 |
| 53 | 16 | 2 | 125 | 20 | 0 | 0 | 3 | 166 | 0 | 258 |
| 54 | 57 | 8 | 101 | 30 | 0 | 1 | 10 | 207 | 0 | 319 |
| 55 | 42 | 6 | 41 | 25 | 0 | 0 | 6 | 120 | 0 | 202 |
| 56 | 36 | 3 | 19 | 10 | 1 | 1 | 5 | 75 | 0 | 175 |
| 57 | 31 | 8 | 56 | 25 | 0 | 0 | 2 | 122 | 0 | 179 |
| 58 | 30 | 8 | 58 | 16 | 1 | 1 | 2 | 116 | 1 | 179 |
| 59 | 33 | 8 | 79 | 33 | 4 | 0 | 11 | 168 | 0 | 237 |
| 60 | 54 | 7 | 139 | 24 | 2 | 0 | 7 | 233 | 0 | 350 |
| 61 | 26 | 9 | 70 | 22 | 1 | 0 | 7 | 135 | 1 | 214 |

| Voting Area (continued) | Rose Bennett NDP | Denise Briere-Smart BCM | Randy Hawes LIB | Dawn Paley GP | Dale Randall IND | Chum Richardson IND | David Ritchie UPBC | Total Valid Votes | Rejected Ballots | No. of Registered Voters |
|-------------------------|------------------------|-------------------------------|-----------------------|---------------------|------------------------|---------------------------|--------------------------|-------------------------|---------------------|--------------------------------|
| 62 | 38 | 9 | 113 | 25 | 1 | 1 | 8 | 195 | 0 | 305 |
| 63 | 52 | 9 | 123 | 23 | 3 | 2 | 5 | 217 | 1 | 308 |
| 64 | 15 | 6 | 74 | 12 | 1 | 0 | 10 | 118 | 0 | 186 |
| 65 | 23 | 3 | 91 | 20 | 2 | 0 | 12 | 151 | 0 | 227 |
| 66 | 33 | 7 | 98 | 12 | 1 | 0 | 11 | 162 | 0 | 260 |
| 67 | 48 | 12 | 110 | 22 | 0 | 0 | 14 | 206 | 0 | 302 |
| 68 | 17 | 0 | 64 | 14 | 4 | 0 | 27 | 126 | 0 | 182 |
| 69 | 49 | 1 | 124 | 18 | 2 | 2 | 7 | 203 | 0 | 301 |
| 70 | 18 | 3 | 92 | 31 | 1 | 1 | 1 | 147 | 0 | 216 |
| 71 | 36 | 9 | 132 | 25 | 0 | 0 | 11 | 213 | 0 | 309 |
| 72 | 27 | 4 | 80 | 23 | 2 | 1 | 4 | 141 | 0 | 223 |
| 73 | 22 | 3 | 66 | 15 | 4 | 0 | 3 | 113 | 1 | 174 |
| 74 | 20 | 3 | 87 | 17 | 1 | 2 | 9 | 139 | 0 | 220 |
| 75 | 36 | 2 | 109 | 24 | 5 | 1 | 7 | 184 | 0 | 334 |
| 76 | 59 | 10 | 142 | 28 | 8 | 0 | 10 | 257 | 2 | 367 |
| 77 | 73 | 5 | 156 | 28 | 6 | 0 | 10 | 278 | 2 | 416 |
| 78 | 41 | 4 | 94 | 30 | 1 | 0 | 14 | 184 | 0 | 301 |
| 79 | 22 | 2 | 83 | 18 | 0 | 1 | 7 | 133 | 0 | 224 |
| 80 | 20 | 0 | 68 | 10 | 1 | 1 | 8 | 108 | 0 | 179 |
| 81 | 54 | 6 | 146 | 19 | 0 | 1 | 8 | 234 | 3 | 382 |
| 82 | 40 | 5 | 81 | 27 | 1 | 1 | 16 | 171 | 0 | 298 |
| 83 | 18 | 5 | 74 | 19 | 1 | 1 | 5 | 123 | 0 | 202 |
| 84 | 57 | 7 | 126 | 32 | 2 | 2 | 12 | 238 | 0 | 367 |
| 85 | 28 | 3 | 61 | 12 | 0 | 1 | 2 | 107 | 0 | 190 |
| 86 | 38 | 4 | 84 | 23 | 0 | 1 | 6 | 156 | 0 | 221 |
| 87 | 50 | 13 | 140 | 33 | 5 | 2 | 8 | 251 | 0 | 377 |
| 88 | 66 | 7 | 157 | 27 | 3 | 1 | 10 | 271 | 0 | 420 |
| 89 | 35 | 7 | 111 | 15 | 1 | 0 | 4 | 173 | 0 | 271 |
| 90 | 27 | 5 | 83 | 17 | 0 | 0 | 4 | 136 | 3 | 232 |
| 91 | 57 | 9 | 106 | 19 | 4 | 1 | 7 | 203 | 1 | 301 |
| 92S *1. | - | - | - | - | - | - | - | - | - | 37 |
| 93 | 42 | 12 | 130 | 19 | 1 | 0 | 9 | 213 | 0 | 357 |
| 94 | 63 | 10 | 120 | 18 | 4 | 0 | 4 | 219 | 1 | 355 |
| 95 | 41 | 8 | 65 | 16 | 3 | 0 | 11 | 144 | 2 | 264 |
| 96 | 59 | 8 | 106 | 20 | 2 | 0 | 8 | 203 | 0 | 329 |
| 97 | 28 | 11 | 86 | 22 | 3 | 0 | 14 | 164 | 1 | 256 |
| 98 | 29 | 11 | 82 | 24 | 3 | 0 | 15 | 164 | 0 | 282 |
| 99 | 35 | 7 | 109 | 11 | 3 | 0 | 13 | 178 | 3 | 298 |
| 100 | 45 | 7 | 82 | 18 | 4 | 0 | 4 | 160 | 0 | 268 |
| 101 | 31 | 7 | 93 | 21 | 2 | 1 | 4 | 159 | 0 | 259 |
| 102 | 19 | 9 | 47 | 8 | 0 | 0 | 2 | 85 | 0 | 173 |
| 103 | 48 | 16 | 89 | 17 | 5 | 0 | 13 | 188 | 2 | 285 |
| 104 | 40 | 4 | 92 | 23 | 4 | 0 | 7 | 170 | 0 | 297 |
| 105 | 39 | 14 | 93 | 12 | 2 | 0 | 15 | 175 | 0 | 279 |
| 106 | 50 | 7 | 96 | 28 | 3 | 4 | 9 | 197 | 2 | 338 |
| 107 | 51 | 3 | 74 | 24 | 4 | 0 | 8 | 164 | 1 | 288 |
| 108 | 29 | 6 | 69 | 12 | 1 | 0 | 7 | 124 | 0 | 253 |
| 109 | 31 | 15 | 120 | 26 | 3 | 0 | 6 | 201 | 0 | 308 |
| 110 | 46 | 6 | 68 | 19 | 5 | 1 | 6 | 151 | 0 | 286 |
| 111S *1. | 21 | 0 | 41 | 10 | 4 | 0 | 5 | 81 | 1 | 60 |
| 112 | 16 | 7 | 36 | 6 | 1 | 0 | 2 | 68 | 0 | 152 |
| 113 | 43 | 17 | 63 | 26 | 3 | 0 | 7 | 159 | 0 | 261 |
| 114 | 25 | 7 | 57 | 19 | 2 | 0 | 4 | 114 | 1 | 197 |
| 115 | 60 | 9 | 87 | 27 | 1 | 2 | 4 | 190 | 0 | 330 |
| 116 | 49 | 6 | 66 | 11 | 1 | 0 | 4 | 137 | 0 | 234 |
| 117S *1. | - | - | - | - | - | - | - | - | - | 32 |
| 118S *1. | - | - | - | - | - | - | - | - | - | 43 |
| 119 | 38 | 6 | 47 | 18 | 0 | 0 | 6 | 115 | 0 | 231 |
| 120 | 53 | 14 | 76 | 20 | 1 | 0 | 3 | 167 | 2 | 286 |
| 121 | 57 | 5 | 82 | 21 | 2 | 2 | 5 | 174 | 2 | 299 |
| SubTotals | 4,492 | 841 | 12,282 | 2,737 | 241 | 60 | 984 | 21,637 | 68 | 32,350 |

(continued on next page)

**Ma ple Ridge-Mission Electoral District
Voting Results**

State ment of Votes
Elections British Columbia

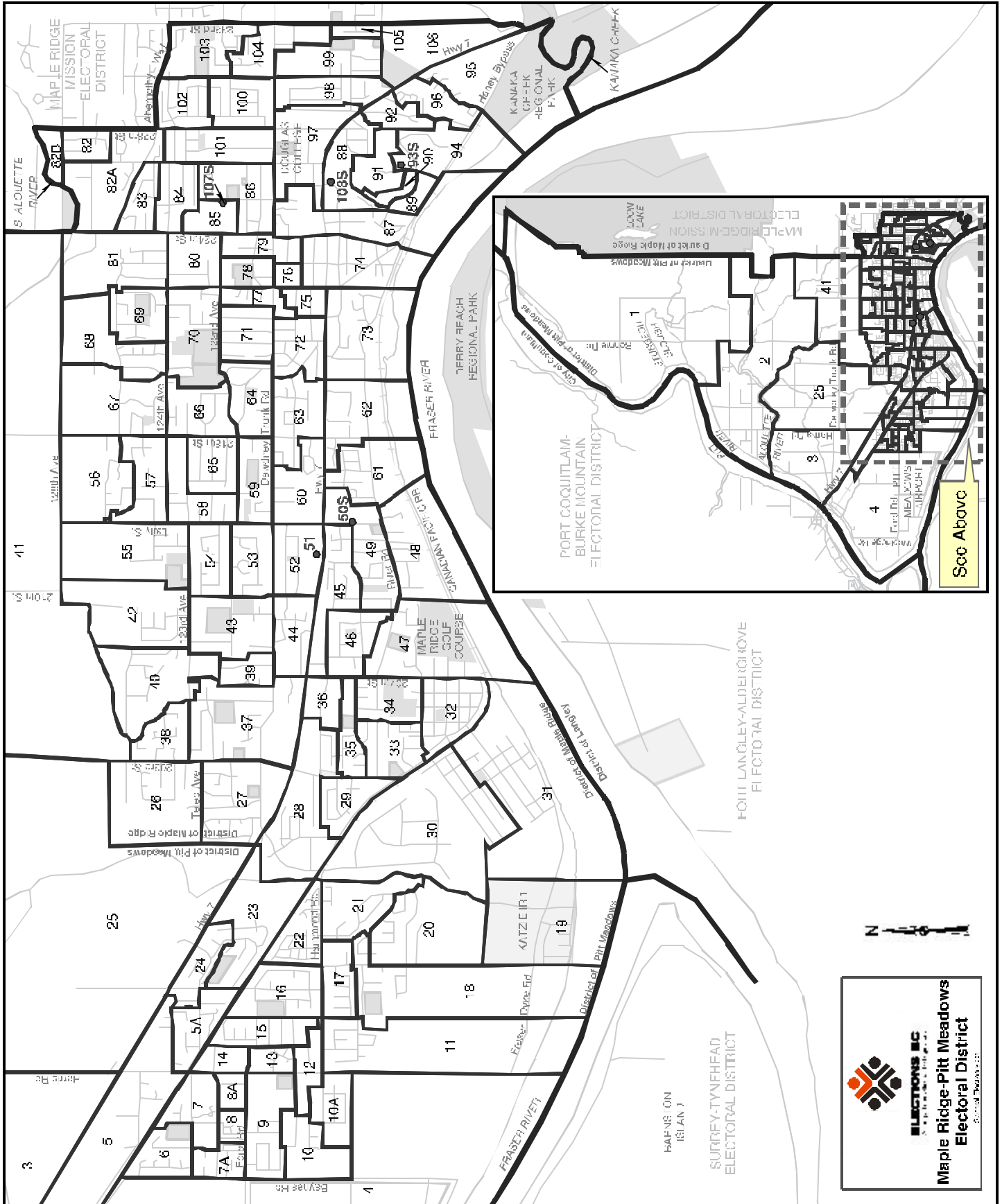
| Voting Area (continued) | Rose Bennett NDP | Denise Briere-Smart BCM | Randy Hawes LIB | Dawn Paley GP | Dale Randall IND | Chum Richardson IND | David Ritchie UPBC | Total Valid Votes | Rejected Ballots | No. of Registered Voters |
|--------------------------------------|------------------------|-------------------------------|-----------------------|---------------------|------------------------|---------------------------|--------------------------|-------------------------|---------------------|--------------------------------|
| S. 98 Mobiles | 5 | 7 | 16 | 6 | 1 | 0 | 1 | 36 | 4 | |
| S. 99 Absentee - in ED | 115 | 43 | 318 | 101 | 8 | 2 | 23 | 610 | 3 | |
| S. 100 Absentee - out of ED. | 46 | 9 | 112 | 43 | 0 | 0 | 12 | 222 | 41 | |
| S. 101 Absentee - Advance | 11 | 1 | 45 | 7 | 0 | 0 | 4 | 68 | 4 | |
| S. 104 Voting in DEOoffice | 39 | 6 | 136 | 13 | 1 | 1 | 10 | 206 | 7 | |
| S. 106 Voting by mail | 2 | 1 | 11 | 3 | 1 | 0 | 3 | 21 | 0 | |
| Grand Totals | 4,710 | 908 | 12,920 | 2,910 | 252 | 63 | 1,037 | 22,800 | 127 | 32,350 |
| % of Valid Votes. | 20.66% | 3.98% | 56.67% | 12.76% | 1.11% | 0.27% | 4.55% | | | |

Summary:

| | | | |
|-----------------------------------|---------------|--------|---------------------|
| Valid Votes - Gen eral & Ad vance | 21,637 | 94.90% | To tal Valid Votes |
| S. 98 Mobiles | 36 | 0.16% | To tal Valid Votes |
| S. 99 Ab sen tee - in ED | 610 | 2.68% | To tal Valid Votes |
| S. 100 Ab sen tee - out of ED | 222 | 0.97% | To tal Valid Votes |
| S. 101 Ab sen tee - Ad vance | 68 | 0.30% | To tal Valid Votes |
| S. 104 Voting in DEOof fice | 206 | 0.90% | To tal Valid Votes |
| S. 106 Voting by mail | 21 | 0.09% | To tal Valid Votes |
| To tal Valid Votes | 22,800 | | |
| Rejected Ballots | 127 | 0.56% | Ball ots Cast |
| Reg is tered Voters Who Voted | 22,927 | 70.87% | Reg is tered Voters |

Candidate Elected: Randy Hawes (LIB)

*1 Voting Areas 92S, 111S, 117S and 118S com bined



| | Rick Cameron BCM | Michael Felgner BCAP | Mike Gildersleeve GP | Bill Hartley NDP | Dave Hensman UPBC | Ken Stewart LIB | Total Valid Votes | Rejected Ballots | No. of Registered Voters |
|------------------------------------|------------------------|----------------------------|----------------------------|------------------------|-------------------------|-----------------------|-------------------------|---------------------|--------------------------------|
| Advance Voting | | | | | | | | | |
| St Andrews United Church | 15 | 8 | 112 | 278 | 73 | 792 | 1,278 | 1 | |
| General Voting | | | | | | | | | |
| Voting Area | | | | | | | | | |
| 1 *1 | - | - | - | - | - | - | - | - | 31 |
| 2 *1 | 4 | 2 | 36 | 41 | 18 | 143 | 244 | 0 | 337 |
| 3 | 3 | 1 | 18 | 24 | 5 | 101 | 152 | 1 | 198 |
| 4 | 11 | 0 | 33 | 54 | 7 | 105 | 210 | 0 | 289 |
| 5 | 13 | 1 | 36 | 61 | 15 | 147 | 273 | 0 | 391 |
| 5A | 5 | 0 | 33 | 62 | 17 | 120 | 237 | 0 | 358 |
| 6 | 4 | 0 | 33 | 37 | 8 | 128 | 210 | 5 | 304 |
| 7 | 3 | 0 | 21 | 67 | 4 | 131 | 226 | 0 | 323 |
| 7A | 4 | 1 | 23 | 49 | 12 | 107 | 196 | 0 | 271 |
| 8 | 7 | 0 | 18 | 39 | 4 | 41 | 109 | 0 | 219 |
| 8A | 5 | 0 | 48 | 60 | 3 | 126 | 242 | 0 | 376 |
| 9 | 11 | 0 | 32 | 60 | 20 | 145 | 268 | 0 | 376 |
| 10 | 5 | 0 | 14 | 28 | 5 | 108 | 160 | 0 | 219 |
| 10A | 3 | 0 | 35 | 37 | 10 | 90 | 175 | 1 | 259 |
| 11 | 7 | 0 | 36 | 71 | 10 | 121 | 245 | 2 | 339 |
| 12 | 9 | 0 | 45 | 56 | 14 | 131 | 255 | 2 | 395 |
| 13 | 10 | 2 | 30 | 41 | 9 | 74 | 166 | 1 | 305 |
| 14 | 4 | 0 | 28 | 42 | 3 | 66 | 143 | 0 | 267 |
| 15 | 2 | 1 | 32 | 66 | 7 | 122 | 230 | 0 | 315 |
| 16 | 8 | 0 | 31 | 58 | 10 | 126 | 233 | 1 | 323 |
| 17 | 6 | 0 | 27 | 45 | 7 | 87 | 172 | 2 | 259 |
| 18 | 8 | 1 | 44 | 36 | 13 | 102 | 204 | 0 | 302 |
| 19 | 2 | 0 | 4 | 30 | 0 | 1 | 37 | 0 | 89 |
| 20 | 2 | 0 | 33 | 42 | 22 | 142 | 241 | 0 | 339 |
| 21 | 9 | 0 | 38 | 53 | 8 | 110 | 218 | 1 | 352 |
| 22 | 4 | 0 | 33 | 66 | 20 | 136 | 259 | 0 | 369 |
| 23 | 1 | 0 | 23 | 59 | 8 | 160 | 251 | 0 | 321 |
| 24 | 5 | 1 | 27 | 55 | 2 | 121 | 211 | 1 | 309 |
| 25 | 3 | 0 | 12 | 21 | 8 | 134 | 178 | 0 | 287 |
| 26 | 5 | 6 | 27 | 37 | 5 | 118 | 198 | 0 | 277 |
| 27 | 7 | 1 | 45 | 65 | 25 | 225 | 368 | 0 | 519 |
| 28 | 5 | 0 | 20 | 34 | 8 | 114 | 181 | 1 | 272 |
| 29 | 5 | 3 | 32 | 38 | 12 | 120 | 210 | 0 | 297 |
| 30 | 16 | 2 | 37 | 56 | 10 | 113 | 234 | 0 | 339 |
| 31 | 20 | 2 | 37 | 57 | 17 | 114 | 247 | 0 | 361 |
| 32 | 14 | 0 | 26 | 53 | 7 | 60 | 160 | 1 | 275 |
| 33 | 7 | 0 | 31 | 67 | 12 | 128 | 245 | 0 | 363 |
| 34 | 5 | 0 | 25 | 43 | 15 | 104 | 192 | 1 | 269 |
| 35 | 1 | 0 | 18 | 42 | 10 | 92 | 163 | 1 | 249 |
| 36 | 5 | 1 | 33 | 52 | 13 | 110 | 214 | 1 | 359 |
| 37 | 8 | 2 | 39 | 58 | 9 | 166 | 282 | 0 | 418 |
| 38 | 6 | 0 | 20 | 56 | 12 | 113 | 207 | 0 | 283 |
| 39 | 6 | 1 | 27 | 34 | 9 | 78 | 155 | 1 | 250 |
| 40 | 5 | 2 | 17 | 41 | 9 | 148 | 222 | 0 | 314 |
| 41 | 5 | 0 | 23 | 34 | 6 | 101 | 169 | 1 | 245 |
| 42 | 4 | 0 | 18 | 40 | 16 | 114 | 192 | 0 | 271 |
| 43 | 12 | 2 | 46 | 92 | 14 | 102 | 268 | 0 | 371 |
| 44 | 3 | 0 | 32 | 34 | 18 | 59 | 146 | 0 | 246 |
| 45 | 11 | 1 | 35 | 75 | 14 | 113 | 249 | 0 | 370 |
| 46 | 13 | 0 | 41 | 69 | 11 | 99 | 233 | 1 | 350 |
| 47 | 4 | 0 | 34 | 59 | 11 | 109 | 217 | 0 | 327 |
| 48 | 4 | 2 | 26 | 52 | 12 | 119 | 215 | 0 | 284 |
| 49 | 9 | 1 | 27 | 75 | 14 | 94 | 220 | 2 | 304 |
| 50S | 1 | 0 | 2 | 25 | 3 | 23 | 54 | 0 | 74 |
| 51 | 2 | 0 | 2 | 15 | 4 | 20 | 43 | 0 | 76 |
| 52 | 3 | 1 | 34 | 55 | 10 | 103 | 206 | 0 | 338 |
| 53 | 15 | 0 | 26 | 50 | 13 | 68 | 172 | 1 | 295 |
| 54 | 6 | 0 | 28 | 65 | 10 | 98 | 207 | 1 | 314 |
| 55 | 4 | 0 | 14 | 38 | 4 | 110 | 170 | 0 | 233 |
| 56 | 2 | 2 | 25 | 32 | 11 | 147 | 219 | 0 | 312 |
| 57 | 8 | 2 | 36 | 45 | 9 | 109 | 209 | 0 | 295 |
| 58 | 5 | 0 | 36 | 63 | 10 | 111 | 225 | 0 | 315 |

| Voting Area (con tin ued) | Rick Cameron BCM | Michael Felgner BCAP | Mike Gildersleeve GP | Bill Hartley NDP | Dave Hensman UPBC | Ken Stewart LIB | Total Valid Votes | Rejected Ballots | No. of Registered Voters |
|-------------------------------|------------------------|----------------------------|----------------------------|------------------------|-------------------------|-----------------------|-------------------------|---------------------|--------------------------------|
| 59 | 10 | 1 | 19 | 61 | 10 | 70 | 171 | 1 | 306 |
| 60 | 7 | 2 | 36 | 56 | 18 | 97 | 216 | 0 | 302 |
| 61 | 10 | 0 | 37 | 40 | 8 | 122 | 217 | 1 | 310 |
| 62 | 8 | 0 | 20 | 63 | 14 | 63 | 168 | 0 | 270 |
| 63 | 12 | 2 | 37 | 53 | 5 | 91 | 200 | 0 | 306 |
| 64 | 8 | 0 | 27 | 50 | 10 | 100 | 195 | 2 | 327 |
| 65 | 8 | 0 | 26 | 56 | 14 | 84 | 188 | 0 | 263 |
| 66 | 7 | 0 | 21 | 45 | 13 | 113 | 199 | 1 | 289 |
| 67 | 6 | 0 | 22 | 71 | 6 | 105 | 210 | 0 | 315 |
| 68 | 2 | 0 | 23 | 57 | 12 | 114 | 208 | 0 | 275 |
| 69 | 5 | 1 | 21 | 58 | 20 | 156 | 261 | 2 | 340 |
| 70 | 2 | 0 | 28 | 36 | 17 | 73 | 156 | 0 | 240 |
| 71 | 4 | 1 | 38 | 54 | 10 | 89 | 196 | 1 | 305 |
| 72 | 7 | 0 | 25 | 36 | 8 | 77 | 153 | 0 | 229 |
| 73 | 4 | 2 | 27 | 72 | 11 | 123 | 239 | 1 | 361 |
| 74 | 4 | 0 | 16 | 48 | 10 | 90 | 168 | 0 | 342 |
| 75 | 6 | 1 | 17 | 36 | 8 | 70 | 138 | 1 | 221 |
| 76 | 8 | 1 | 33 | 43 | 15 | 84 | 184 | 1 | 290 |
| 77 | 3 | 0 | 18 | 31 | 4 | 59 | 115 | 0 | 214 |
| 78 | 8 | 0 | 19 | 47 | 12 | 57 | 143 | 0 | 239 |
| 79 | 5 | 2 | 22 | 61 | 9 | 88 | 187 | 2 | 308 |
| 80 | 3 | 1 | 23 | 70 | 11 | 100 | 208 | 1 | 313 |
| 81 | 3 | 2 | 22 | 52 | 8 | 112 | 199 | 0 | 276 |
| 82 | 4 | 0 | 10 | 34 | 3 | 86 | 137 | 0 | 201 |
| 82A * 2 | 4 | 0 | 14 | 20 | 12 | 113 | 163 | 2 | 264 |
| 82B * 2 | - | - | - | - | - | - | - | - | 14 |
| 83 | 5 | 0 | 18 | 46 | 7 | 76 | 152 | 0 | 260 |
| 84 | 7 | 1 | 29 | 49 | 17 | 74 | 177 | 0 | 273 |
| 85 | 8 | 1 | 23 | 49 | 11 | 121 | 213 | 0 | 357 |
| 86 | 12 | 0 | 30 | 64 | 12 | 126 | 244 | 1 | 376 |
| 87 | 8 | 1 | 19 | 49 | 9 | 75 | 161 | 1 | 303 |
| 88 | 6 | 2 | 23 | 44 | 8 | 76 | 159 | 1 | 315 |
| 89 | 0 | 1 | 15 | 35 | 8 | 93 | 152 | 0 | 244 |
| 90 | 0 | 0 | 10 | 44 | 3 | 85 | 142 | 0 | 227 |
| 91 | 2 | 1 | 11 | 36 | 9 | 97 | 156 | 0 | 246 |
| 92 | 6 | 1 | 32 | 30 | 11 | 79 | 159 | 0 | 226 |
| 93S | 0 | 3 | 4 | 13 | 1 | 17 | 38 | 1 | 84 |
| 94 | 2 | 0 | 12 | 31 | 8 | 96 | 149 | 0 | 216 |
| 95 | 2 | 0 | 20 | 31 | 9 | 69 | 131 | 1 | 183 |
| 96 | 5 | 1 | 11 | 29 | 6 | 54 | 106 | 0 | 192 |
| 97 | 2 | 0 | 10 | 32 | 5 | 58 | 107 | 0 | 190 |
| 98 | 10 | 1 | 24 | 48 | 12 | 102 | 197 | 0 | 296 |
| 99 | 10 | 2 | 28 | 100 | 12 | 153 | 305 | 0 | 438 |
| 100 | 8 | 2 | 35 | 68 | 8 | 106 | 227 | 0 | 351 |
| 101 | 8 | 0 | 29 | 48 | 10 | 119 | 214 | 0 | 319 |
| 102 | 9 | 1 | 33 | 67 | 8 | 122 | 240 | 0 | 335 |
| 103 | 5 | 5 | 19 | 36 | 9 | 129 | 203 | 0 | 313 |
| 104 | 1 | 1 | 14 | 46 | 5 | 72 | 139 | 0 | 234 |
| 105 | 1 | 1 | 9 | 16 | 6 | 17 | 50 | 0 | 83 |
| 106 | 5 | 0 | 15 | 25 | 1 | 34 | 80 | 0 | 131 |
| 107S * 3 | - | - | - | - | - | - | - | - | 26 |
| 108S * 3 | 2 | 4 | 2 | 21 | 0 | 28 | 57 | 1 | 68 |
| SubTotals | 671 | 94 | 2,930 | 5,596 | 1,168 | 11,833 | 22,292 | 52 | 31,793 |
| S. 98 Mobiles | 1 | 0 | 5 | 16 | 1 | 17 | 40 | 2 | |
| S. 99 Ab sen tee - in ED | 32 | 2 | 89 | 86 | 36 | 204 | 449 | 10 | |
| S. 100 Ab sen tee - out of ED | 6 | 1 | 28 | 28 | 5 | 46 | 114 | 10 | |
| S. 101 Ab sen tee - Ad vance | 1 | 0 | 1 | 10 | 3 | 11 | 26 | 0 | |
| S. 104 Voting in DEOof fice | 3 | 0 | 11 | 24 | 7 | 115 | 160 | 2 | |
| S. 106 Voting by mail | 2 | 0 | 5 | 4 | 0 | 9 | 20 | 1 | |
| Grand Totals | 716 | 97 | 3,069 | 5,764 | 1,220 | 12,235 | 23,101 | 77 | 31,793 |
| % of Valid Votes | 3.10% | 0.42% | 13.29% | 24.95% | 5.28% | 52.96% | | | |

(con tin ued on next page)

Summary:

| | | | |
|-----------------------------------|--------|--------|--------------------|
| Valid Votes - Gen eral & Ad vance | 22,292 | 96.50% | To tal Valid Votes |
| S. 98 Mobiles | 40 | 0.17% | To tal Valid Votes |
| S. 99 Ab sen tee - in ED | 449 | 1.94% | To tal Valid Votes |
| S. 100 Ab sen tee - out of ED | 114 | 0.49% | To tal Valid Votes |
| S. 101 Ab sen tee - Ad vance | 26 | 0.11% | To tal Valid Votes |
| S. 104 Voting in DEOof fice | 160 | 0.69% | To tal Valid Votes |
| S. 106 Voting by mail | 20 | 0.10% | To tal Valid Votes |

To tal Valid Votes 23,101

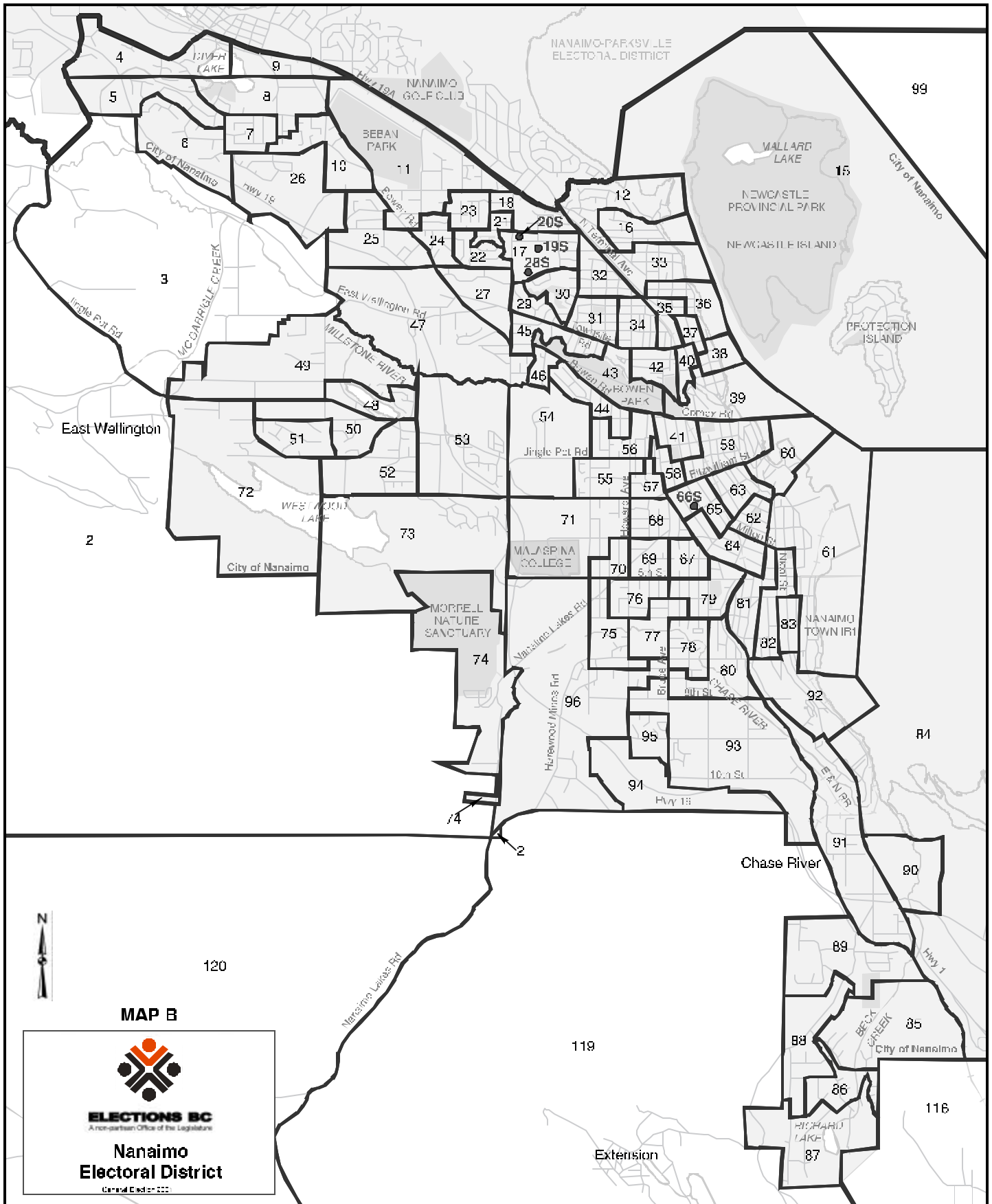
| | | | |
|-------------------------------|--------|--------|---------------------|
| Rejected Ballots | 77 | 0.33% | Bal lots Cast |
| Reg is tered Voters Who Voted | 23,178 | 72.90% | Reg is tered Voters |

Candidate Elected: Ken Stew art (LIB)

*1 Voting Areas 1 and 2 com bined

*2 Voting Areas 82A and 82B com bined

*3 Voting Areas 107S and 108S com bined



| | Brunie Brunie IND | Doug Catley GP | Mike Hunter LIB | Leonard Krog NDP | Donald Edgar Lavallée BCM | Steve Miller UPBC | Total Valid Votes | Rejected Ballots | No. of Registered Voters |
|------------------------------------|-------------------------|----------------------|-----------------------|------------------------|---------------------------------|-------------------------|-------------------------|---------------------|--------------------------------|
| Ad vance Voting | | | | | | | | | |
| St Andrews United Church | 11 | 130 | 557 | 313 | 17 | 30 | 1,058 | 1 | |
| General Voting | | | | | | | | | |
| Voting Area | | | | | | | | | |
| 1 | 0 | 0 | 0 | 0 | 0 | 0 | 0 | 0 | 0 |
| 2 | 3 | 37 | 137 | 47 | 5 | 8 | 237 | 0 | 342 |
| 3 | 1 | 14 | 93 | 45 | 2 | 7 | 162 | 0 | 232 |
| 4 | 0 | 9 | 85 | 26 | 3 | 4 | 127 | 0 | 213 |
| 5 | 1 | 28 | 89 | 63 | 7 | 10 | 198 | 0 | 329 |
| 6 | 1 | 23 | 111 | 48 | 8 | 8 | 199 | 0 | 303 |
| 7 | 0 | 29 | 112 | 65 | 8 | 6 | 220 | 2 | 306 |
| 8 | 1 | 19 | 66 | 47 | 2 | 2 | 137 | 0 | 234 |
| 9 | - | - | - | - | - | - | - | - | 9 |
| 10 * 1 | 0 | 30 | 92 | 37 | 8 | 11 | 178 | 0 | 299 |
| 11 | 4 | 20 | 64 | 45 | 6 | 5 | 144 | 0 | 242 |
| 12 | 0 | 33 | 125 | 71 | 6 | 7 | 242 | 0 | 377 |
| 13 | 2 | 40 | 117 | 61 | 11 | 11 | 242 | 0 | 345 |
| 14 | 3 | 31 | 75 | 64 | 5 | 2 | 180 | 1 | 282 |
| 15 | 5 | 51 | 33 | 68 | 8 | 2 | 167 | 1 | 232 |
| 16 | 3 | 45 | 101 | 59 | 5 | 6 | 219 | 0 | 355 |
| 17 | 3 | 32 | 77 | 48 | 3 | 5 | 168 | 0 | 253 |
| 18 | 0 | 15 | 66 | 41 | 7 | 6 | 135 | 0 | 190 |
| 19S | 3 | 4 | 20 | 12 | 0 | 0 | 39 | 2 | 92 |
| 20S | 0 | 4 | 10 | 12 | 0 | 0 | 26 | 0 | 83 |
| 21 | 1 | 13 | 57 | 24 | 4 | 1 | 100 | 0 | 163 |
| 22 | 3 | 39 | 110 | 58 | 4 | 5 | 219 | 0 | 316 |
| 23 | 1 | 17 | 116 | 68 | 4 | 1 | 207 | 1 | 311 |
| 24 | 1 | 31 | 101 | 63 | 7 | 6 | 209 | 0 | 332 |
| 25 | 0 | 20 | 67 | 48 | 2 | 0 | 137 | 0 | 235 |
| 26 | 1 | 23 | 92 | 48 | 6 | 5 | 175 | 0 | 258 |
| 27 | 2 | 20 | 68 | 55 | 10 | 3 | 158 | 1 | 303 |
| 28S | 3 | 9 | 22 | 6 | 1 | 2 | 43 | 0 | 85 |
| 29 | 1 | 23 | 50 | 46 | 12 | 6 | 138 | 0 | 258 |
| 30 | 2 | 14 | 60 | 36 | 13 | 7 | 132 | 0 | 230 |
| 31 | 1 | 29 | 100 | 55 | 9 | 1 | 195 | 1 | 312 |
| 32 | 0 | 27 | 63 | 59 | 7 | 3 | 159 | 0 | 259 |
| 33 | 3 | 25 | 91 | 57 | 5 | 3 | 184 | 0 | 331 |
| 34 | 2 | 33 | 87 | 71 | 8 | 3 | 204 | 1 | 314 |
| 35 | 1 | 12 | 44 | 31 | 0 | 6 | 94 | 0 | 154 |
| 36 | 1 | 37 | 89 | 55 | 6 | 2 | 190 | 0 | 265 |
| 37 | 0 | 20 | 70 | 61 | 10 | 3 | 164 | 1 | 251 |
| 38 | 1 | 19 | 123 | 69 | 3 | 2 | 217 | 0 | 291 |
| 39 | 3 | 21 | 80 | 53 | 6 | 2 | 165 | 0 | 327 |
| 40 | 0 | 7 | 36 | 16 | 6 | 2 | 67 | 0 | 138 |
| 41 | 0 | 27 | 71 | 67 | 7 | 4 | 176 | 1 | 314 |
| 42 | 2 | 30 | 63 | 43 | 11 | 2 | 151 | 2 | 323 |
| 43 | 1 | 5 | 11 | 12 | 1 | 1 | 31 | 0 | 71 |
| 44 | 1 | 24 | 97 | 68 | 12 | 6 | 208 | 0 | 322 |
| 45 | 3 | 29 | 56 | 73 | 5 | 10 | 176 | 1 | 281 |
| 46 | 2 | 29 | 53 | 46 | 9 | 5 | 144 | 1 | 255 |
| 47 | 1 | 44 | 102 | 51 | 10 | 12 | 220 | 1 | 360 |
| 48 | 1 | 26 | 105 | 50 | 3 | 8 | 193 | 0 | 294 |
| 49 | 0 | 22 | 70 | 64 | 2 | 6 | 164 | 0 | 249 |
| 50 | 1 | 18 | 77 | 32 | 5 | 8 | 141 | 0 | 201 |
| 51 | 0 | 29 | 110 | 43 | 8 | 7 | 197 | 0 | 285 |
| 52 | 2 | 21 | 136 | 59 | 6 | 2 | 226 | 0 | 357 |
| 53 | 0 | 37 | 112 | 51 | 5 | 7 | 212 | 0 | 324 |
| 54 | 2 | 24 | 68 | 60 | 7 | 2 | 163 | 0 | 278 |
| 55 | 0 | 23 | 75 | 40 | 7 | 5 | 150 | 0 | 283 |
| 56 | 2 | 30 | 76 | 56 | 9 | 4 | 177 | 0 | 298 |
| 57 | 2 | 18 | 23 | 34 | 6 | 4 | 87 | 1 | 155 |
| 58 | 1 | 24 | 43 | 36 | 7 | 1 | 112 | 0 | 197 |
| 59 | 2 | 33 | 48 | 40 | 5 | 4 | 132 | 2 | 260 |
| 60 | 3 | 21 | 127 | 39 | 4 | 1 | 195 | 0 | 330 |
| 61 | 3 | 32 | 45 | 94 | 10 | 3 | 187 | 0 | 333 |
| 62 | 2 | 32 | 40 | 34 | 14 | 0 | 122 | 0 | 248 |

| Voting Area (continued) | Brunie Brunie IND | Doug Cattley GP | Mike Hunter LIB | Leonard Krog NDP | Donald Edgar Lavallée BCM | Steve Miller UPBC | Total Valid Votes | Rejected Ballots | No. of Registered Voters |
|-------------------------|-------------------------|-----------------------|-----------------------|------------------------|---------------------------------|-------------------------|-------------------------|---------------------|--------------------------------|
| 63 | 9 | 26 | 55 | 45 | 3 | 3 | 141 | 4 | 232 |
| 64 | 0 | 28 | 58 | 64 | 16 | 3 | 169 | 0 | 361 |
| 65 | 3 | 41 | 60 | 47 | 9 | 9 | 169 | 1 | 304 |
| 66S | 2 | 5 | 15 | 11 | 1 | 2 | 36 | 2 | 116 |
| 67 | 2 | 28 | 42 | 40 | 7 | 4 | 123 | 0 | 271 |
| 68 | 1 | 25 | 82 | 56 | 6 | 3 | 173 | 1 | 312 |
| 69 | 1 | 22 | 32 | 31 | 5 | 6 | 97 | 0 | 204 |
| 70 | 0 | 19 | 36 | 46 | 0 | 1 | 102 | 0 | 173 |
| 71 | 0 | 30 | 54 | 53 | 6 | 1 | 144 | 1 | 262 |
| 72 | 1 | 31 | 109 | 47 | 3 | 9 | 200 | 0 | 266 |
| 73 | 0 | 22 | 85 | 49 | 8 | 5 | 169 | 0 | 246 |
| 74 | 1 | 18 | 89 | 46 | 4 | 6 | 164 | 0 | 250 |
| 75 | 1 | 49 | 62 | 55 | 11 | 5 | 183 | 2 | 318 |
| 76 | 0 | 23 | 45 | 61 | 6 | 5 | 140 | 2 | 207 |
| 77 | 1 | 24 | 53 | 37 | 4 | 3 | 122 | 0 | 241 |
| 78 | 2 | 39 | 69 | 61 | 7 | 5 | 183 | 2 | 319 |
| 79 | 3 | 40 | 76 | 79 | 9 | 7 | 214 | 0 | 333 |
| 80 | 2 | 37 | 76 | 92 | 10 | 4 | 221 | 0 | 350 |
| 81 | 4 | 26 | 73 | 64 | 7 | 6 | 180 | 1 | 315 |
| 82 | 6 | 31 | 64 | 49 | 9 | 7 | 166 | 1 | 287 |
| 83 | 1 | 21 | 31 | 31 | 8 | 1 | 93 | 2 | 156 |
| 84 | 2 | 25 | 66 | 43 | 7 | 2 | 145 | 1 | 239 |
| 85 | 0 | 14 | 33 | 14 | 2 | 2 | 65 | 0 | 84 |
| 86 | 1 | 23 | 94 | 30 | 9 | 9 | 166 | 0 | 266 |
| 87 | 0 | 28 | 85 | 44 | 7 | 6 | 170 | 0 | 255 |
| 88 | 0 | 21 | 82 | 43 | 6 | 10 | 162 | 0 | 239 |
| 89 | 3 | 47 | 96 | 82 | 9 | 9 | 246 | 1 | 337 |
| 90 | 3 | 29 | 49 | 51 | 8 | 7 | 147 | 2 | 224 |
| 91 | 1 | 27 | 93 | 66 | 6 | 11 | 204 | 1 | 307 |
| 92 | 0 | 15 | 58 | 58 | 2 | 6 | 139 | 1 | 218 |
| 93 | 0 | 33 | 96 | 98 | 14 | 10 | 251 | 1 | 419 |
| 94 | 0 | 0 | 0 | 0 | 0 | 0 | 0 | 0 | 0 |
| 95 | 1 | 31 | 87 | 55 | 7 | 6 | 187 | 0 | 282 |
| 96 | 3 | 51 | 95 | 109 | 9 | 3 | 270 | 0 | 468 |
| 97 | 0 | 8 | 38 | 59 | 5 | 0 | 110 | 0 | 183 |
| 98 | 2 | 86 | 118 | 64 | 7 | 6 | 283 | 0 | 415 |
| 99 | 1 | 62 | 103 | 63 | 7 | 1 | 237 | 1 | 368 |
| 100 | 1 | 90 | 107 | 77 | 11 | 2 | 288 | 1 | 422 |
| 101 | 1 | 91 | 99 | 65 | 6 | 3 | 265 | 0 | 391 |
| 102 | 3 | 79 | 94 | 41 | 3 | 1 | 221 | 0 | 339 |
| 103 | 0 | 16 | 16 | 3 | 0 | 0 | 35 | 0 | 54 |
| 104 | 3 | 70 | 84 | 62 | 8 | 5 | 232 | 0 | 313 |
| 105 | 1 | 50 | 91 | 40 | 8 | 0 | 190 | 0 | 293 |
| 106 | 2 | 42 | 99 | 84 | 17 | 6 | 250 | 1 | 344 |
| 107 | 1 | 37 | 97 | 57 | 7 | 6 | 205 | 0 | 291 |
| 108 | 0 | 4 | 35 | 18 | 0 | 0 | 57 | 1 | 78 |
| 109 | 2 | 53 | 146 | 82 | 15 | 9 | 307 | 0 | 437 |
| 110 | 1 | 46 | 99 | 55 | 12 | 7 | 220 | 0 | 342 |
| 111 | 0 | 26 | 50 | 39 | 11 | 4 | 130 | 1 | 195 |
| 112 | 2 | 21 | 51 | 40 | 2 | 6 | 122 | 0 | 190 |
| 113 | 0 | 17 | 71 | 50 | 12 | 5 | 155 | 0 | 233 |
| 114 | 1 | 38 | 65 | 53 | 8 | 7 | 172 | 1 | 279 |
| 115 | 2 | 35 | 97 | 62 | 16 | 1 | 213 | 0 | 333 |
| 116 | 2 | 57 | 115 | 91 | 18 | 6 | 289 | 1 | 405 |
| 117 | 2 | 28 | 56 | 52 | 3 | 2 | 143 | 0 | 191 |
| 118 | 1 | 17 | 52 | 40 | 10 | 6 | 126 | 0 | 158 |
| 119 | 1 | 25 | 50 | 84 | 7 | 4 | 171 | 1 | 227 |
| 120 | 1 | 24 | 56 | 32 | 4 | 5 | 122 | 0 | 201 |
| SubTotals | 183 | 3,562 | 9,253 | 6,313 | 809 | 563 | 20,683 | 55 | 31,412 |

(continued on next page)

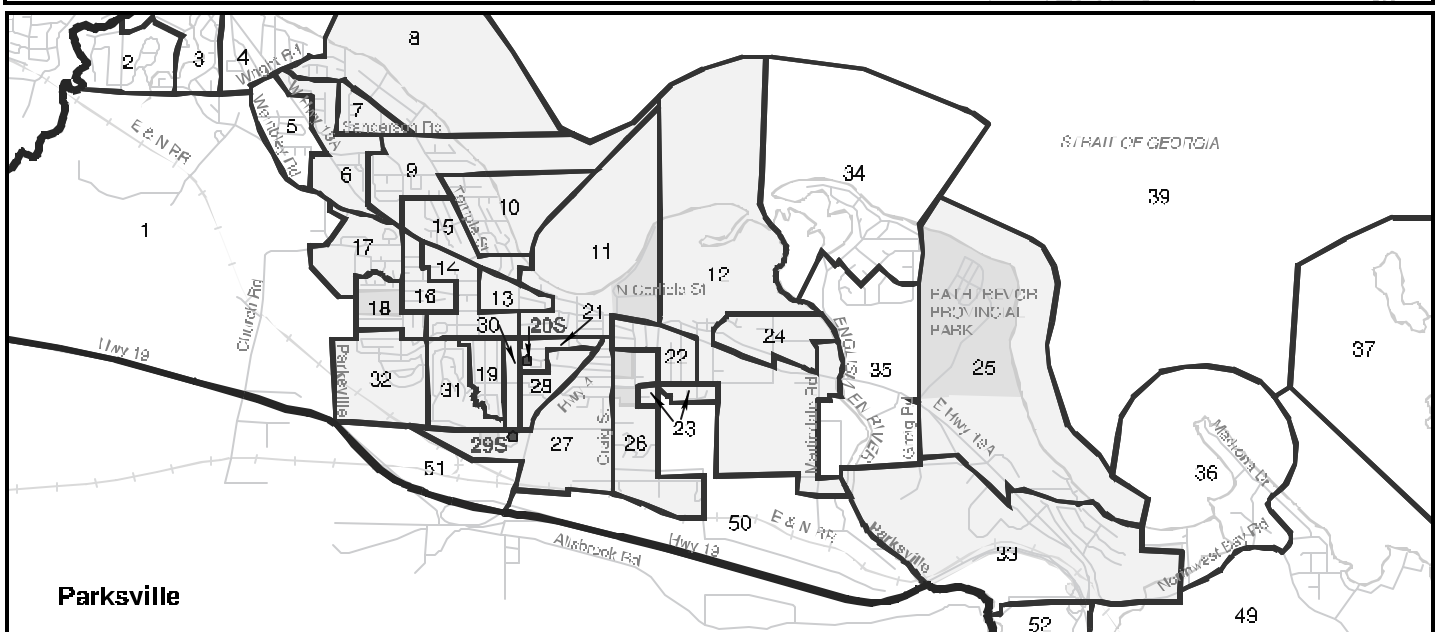
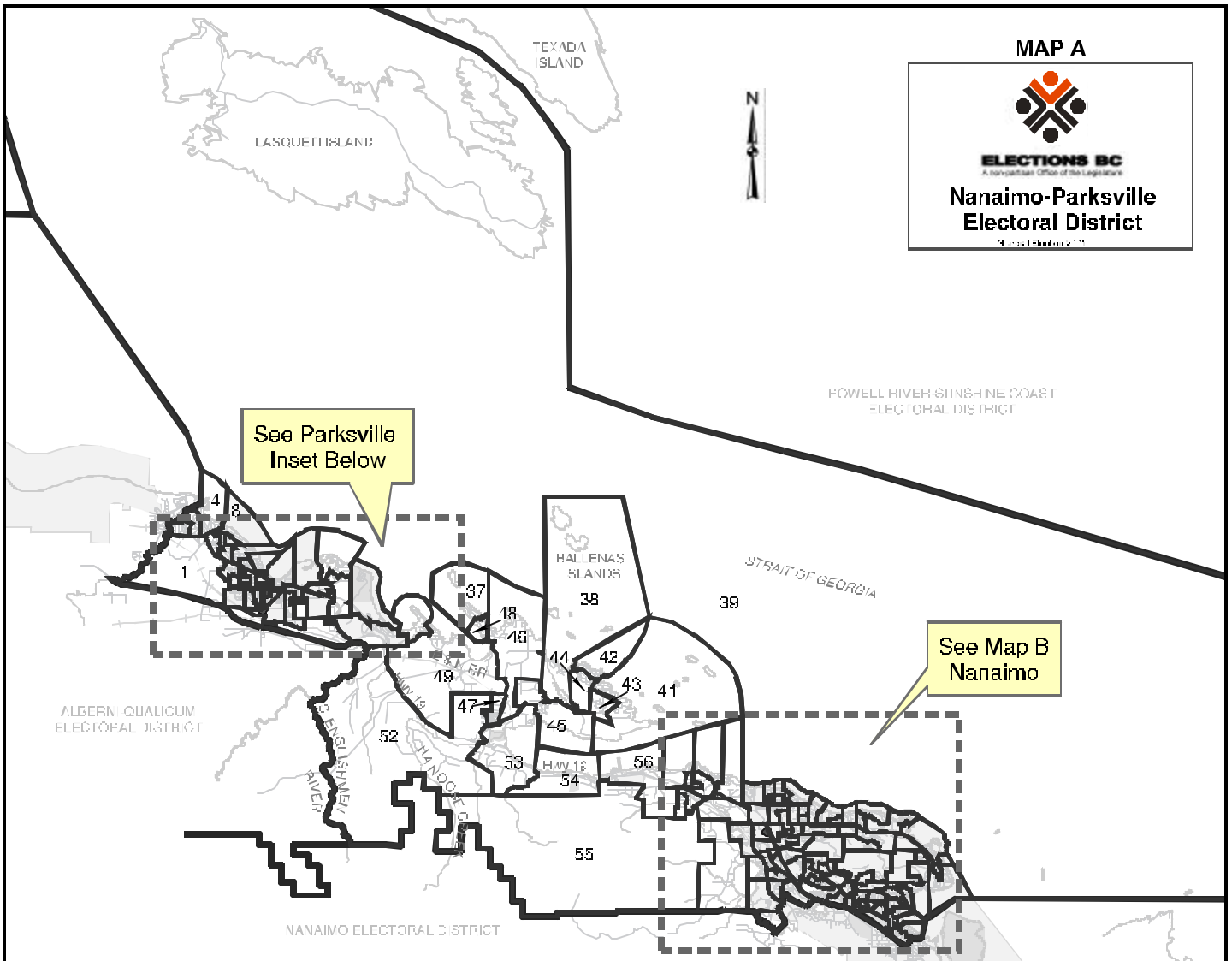
| Voting Area (con tin ued) | Brunie Brunie IND | Doug Catley GP | Mike Hunter LIB | Leonard Krog NDP | Donald Edgar Lavallée BCM | Steve Miller UPBC | Total Valid Votes | Rejected Ballots | No. of Registered Voters |
|---|-------------------------|----------------------|-----------------------|------------------------|---------------------------------|-------------------------|-------------------------|---------------------|--------------------------------|
| S. 98 Mobiles | 2 | 9 | 24 | 13 | 9 | 0 | 57 | 2 | |
| S. 99 Ab sen tee - in ED | 12 | 145 | 196 | 126 | 45 | 11 | 535 | 7 | |
| S. 100 Ab sen tee - out of ED | 1 | 40 | 54 | 49 | 15 | 6 | 165 | 23 | |
| S. 101 Ab sen tee - Ad vance | 0 | 11 | 40 | 9 | 4 | 4 | 68 | 5 | |
| S. 104 Voting in DEOof fice | 1 | 38 | 150 | 75 | 7 | 2 | 273 | 13 | |
| S. 106 Voting by mail | 0 | 5 | 31 | 17 | 0 | 2 | 55 | 5 | |
| Grand To tals | 199 | 3,810 | 9,748 | 6,602 | 889 | 588 | 21,836 | 110 | 31,412 |
| % of Valid Votes | 0.92% | 17.45% | 44.64% | 30.23% | 4.07% | 2.69% | | | |

Summary:

| | | | |
|-----------------------------------|---------------|--------|---------------------|
| Valid Votes - Gen eral & Ad vance | 20,683 | 94.72% | To tal Valid Votes |
| S. 98 Mobiles | 57 | 0.26% | To tal Valid Votes |
| S. 99 Ab sen tee - in ED | 535 | 2.45% | To tal Valid Votes |
| S. 100 Ab sen tee - out of ED | 165 | 0.76% | To tal Valid Votes |
| S. 101 Ab sen tee - Ad vance | 68 | 0.31% | To tal Valid Votes |
| S. 104 Voting in DEOof fice | 273 | 1.25% | To tal Valid Votes |
| S. 106 Voting by mail | 55 | 0.25% | To tal Valid Votes |
| To tal Valid Votes | 21,836 | | |
| Rejected Ballots | 110 | 0.50% | Bal lots Cast |
| Reg is tered Voters Who Voted | 21,946 | 69.87% | Reg is tered Voters |

Candidate Elected: Mike Hunter (LIB)

*1 Voting Areas 9 and 10 com bined



| | Jamie Brennan NDP | Phil Carson GP | Leonard Martin Melman BCM | Judith Reid LIB | Daniel Stelmacker UPBC | Total Valid Votes | Rejected Ballots | No. of Registered Voters |
|------------------------------|-------------------------|----------------------|------------------------------------|-----------------------|------------------------------|-------------------------|---------------------|--------------------------------|
| Advance Voting | | | | | | | | |
| Nanaimo | 229 | 122 | 14 | 962 | 27 | 1,354 | 5 | |
| Parksville | 153 | 107 | 5 | 639 | 27 | 931 | 4 | |
| General Voting | | | | | | | | |
| Voting Area | | | | | | | | |
| 1 Parksville | 14 | 13 | 5 | 102 | 6 | 140 | 0 | 199 |
| 2 Parksville | 29 | 19 | 4 | 140 | 7 | 199 | 1 | 281 |
| 3 Parksville | 25 | 16 | 3 | 136 | 3 | 183 | 0 | 273 |
| 4 Parksville | 35 | 21 | 7 | 82 | 3 | 148 | 0 | 208 |
| 5 Parksville | 51 | 26 | 0 | 77 | 6 | 160 | 0 | 247 |
| 6 Parksville | 42 | 20 | 2 | 122 | 3 | 189 | 0 | 278 |
| 7 Parksville | 29 | 22 | 3 | 63 | 0 | 117 | 0 | 195 |
| 8 Parksville | 39 | 14 | 4 | 127 | 5 | 189 | 2 | 284 |
| 9 Parksville | 59 | 27 | 1 | 103 | 5 | 195 | 0 | 337 |
| 10 Parksville | 24 | 16 | 4 | 133 | 6 | 183 | 0 | 326 |
| 11 Parksville | 52 | 23 | 6 | 100 | 5 | 186 | 1 | 305 |
| 12 Parksville | 56 | 21 | 6 | 139 | 5 | 227 | 3 | 391 |
| 13 Parksville | 26 | 11 | 2 | 67 | 1 | 107 | 0 | 249 |
| 14 Parksville | 54 | 21 | 2 | 145 | 9 | 231 | 0 | 406 |
| 15 Parksville | 52 | 25 | 5 | 76 | 3 | 161 | 0 | 284 |
| 16 Parksville | 50 | 23 | 14 | 101 | 7 | 195 | 0 | 306 |
| 17 Parksville | 42 | 27 | 4 | 90 | 6 | 169 | 1 | 251 |
| 18 Parksville | 38 | 16 | 2 | 77 | 4 | 137 | 0 | 245 |
| 19 Parksville | 43 | 37 | 4 | 92 | 3 | 179 | 1 | 299 |
| 20S Parksville *1 | - | - | - | - | - | - | - | 52 |
| 21 Parksville | 29 | 16 | 2 | 75 | 3 | 125 | 0 | 199 |
| 22 Parksville | 35 | 19 | 6 | 52 | 6 | 118 | 0 | 233 |
| 23 Parksville | 28 | 12 | 3 | 84 | 1 | 128 | 1 | 186 |
| 24 Parksville | 34 | 23 | 5 | 72 | 3 | 137 | 1 | 217 |
| 25 Parksville | 24 | 13 | 2 | 47 | 2 | 88 | 0 | 164 |
| 26 Parksville | 35 | 27 | 5 | 133 | 11 | 211 | 2 | 316 |
| 27 Parksville | 50 | 23 | 7 | 91 | 8 | 179 | 1 | 289 |
| 28 Parksville | 38 | 21 | 5 | 46 | 4 | 114 | 1 | 203 |
| 29S Parksville *1 | 20 | 6 | 2 | 41 | 1 | 70 | 1 | 82 |
| 30 Parksville | 51 | 23 | 3 | 58 | 1 | 136 | 2 | 239 |
| 31 Parksville | 42 | 23 | 3 | 114 | 4 | 186 | 0 | 271 |
| 32 Parksville | 49 | 26 | 4 | 131 | 7 | 217 | 0 | 311 |
| 33 Parksville | 19 | 12 | 0 | 105 | 0 | 136 | 0 | 235 |
| 34 Parksville | 46 | 28 | 8 | 144 | 4 | 230 | 0 | 333 |
| 35 Parksville | 35 | 28 | 7 | 83 | 5 | 158 | 1 | 258 |
| 36 Parksville | 20 | 22 | 2 | 112 | 0 | 156 | 0 | 255 |
| 37 Nanoose Bay | 52 | 28 | 1 | 99 | 3 | 183 | 0 | 249 |
| 38 Nanoose Bay | 28 | 11 | 3 | 72 | 1 | 115 | 0 | 173 |
| 39 Lasqueti Island | 26 | 75 | 8 | 17 | 2 | 128 | 1 | 232 |
| 40 Lantzville | 70 | 26 | 3 | 121 | 2 | 222 | 0 | 318 |
| 41 Nanoose Bay | 17 | 21 | 3 | 171 | 2 | 214 | 0 | 305 |
| 42 Nanoose Bay | 18 | 21 | 1 | 106 | 2 | 148 | 0 | 194 |
| 43 Nanoose Bay | 7 | 3 | 1 | 112 | 0 | 123 | 0 | 159 |
| 44 Nanoose Bay | 10 | 10 | 1 | 73 | 3 | 97 | 0 | 150 |
| 45 Nanoose Bay | 38 | 24 | 6 | 115 | 6 | 189 | 0 | 254 |
| 46 Nanoose Bay | 40 | 12 | 4 | 127 | 5 | 188 | 0 | 262 |
| 47 Nanoose Bay | 67 | 33 | 11 | 118 | 8 | 237 | 2 | 335 |
| 48 Nanoose Bay | 22 | 11 | 5 | 74 | 0 | 112 | 0 | 163 |
| 49 Nanoose Bay | 38 | 31 | 3 | 201 | 2 | 275 | 0 | 401 |
| 50 Parksville *2 | 22 | 24 | 6 | 52 | 2 | 106 | 0 | 167 |
| 51 Parksville *2 | - | - | - | - | - | - | - | 1 |
| 52 Nanoose Bay | 41 | 52 | 11 | 107 | 8 | 219 | 0 | 341 |
| 53 Nanoose Bay | 28 | 30 | 13 | 112 | 5 | 188 | 0 | 288 |
| 54 Nanoose Bay | 18 | 16 | 4 | 60 | 4 | 102 | 0 | 171 |
| 55 Lantzville | 39 | 20 | 0 | 82 | 4 | 145 | 0 | 303 |
| 56 Lantzville | 113 | 32 | 4 | 103 | 3 | 255 | 0 | 383 |
| 57 Lantzville | 27 | 16 | 6 | 60 | 2 | 111 | 1 | 168 |
| 58 Lantzville | 29 | 21 | 5 | 82 | 7 | 144 | 0 | 203 |
| 59 Lantzville | 37 | 15 | 2 | 80 | 6 | 140 | 1 | 198 |
| 60 Lantzville | 24 | 26 | 4 | 56 | 5 | 115 | 1 | 189 |
| 61 Lantzville | 47 | 16 | 5 | 157 | 8 | 233 | 0 | 339 |

| Voting Area (continued) | | Jamie Brennan NDP | Phil Carson GP | Leonard Martin Melman BCM | Judith Reid LIB | Daniel Stelmacker UPBC | Total Valid Votes | Rejected Ballots | No. of Registered Voters |
|-------------------------|-------------|-------------------------|----------------------|---------------------------------|-----------------------|------------------------------|-------------------------|---------------------|--------------------------------|
| 62 | Nanaimo | 24 | 19 | 5 | 80 | 3 | 131 | 0 | 234 |
| 63 | Nanaimo | 42 | 8 | 6 | 86 | 5 | 147 | 0 | 219 |
| 64 | Nanaimo | 40 | 11 | 1 | 161 | 8 | 221 | 0 | 353 |
| 65 | Nanaimo | 32 | 21 | 1 | 96 | 2 | 152 | 1 | 262 |
| 66 | Nanaimo | 44 | 16 | 2 | 142 | 1 | 205 | 0 | 302 |
| 67 | Nanaimo | 39 | 17 | 3 | 124 | 7 | 190 | 1 | 278 |
| 68 | Nanaimo | 32 | 17 | 2 | 207 | 7 | 265 | 0 | 395 |
| 69 | Nanaimo | 46 | 15 | 4 | 158 | 2 | 225 | 1 | 313 |
| 70 | Nanaimo | 25 | 13 | 0 | 134 | 3 | 175 | 0 | 277 |
| 71 | Nanaimo | 34 | 29 | 6 | 97 | 9 | 175 | 0 | 282 |
| 72 | Nanaimo | 29 | 23 | 2 | 178 | 4 | 236 | 0 | 322 |
| 73 | Nanaimo | 33 | 11 | 8 | 122 | 5 | 179 | 0 | 296 |
| 74 | Nanaimo | 28 | 10 | 3 | 91 | 4 | 136 | 1 | 191 |
| 75 | Nanaimo | 39 | 16 | 5 | 194 | 6 | 260 | 0 | 379 |
| 76 | Nanaimo | 35 | 20 | 3 | 166 | 2 | 226 | 0 | 366 |
| 77 | Nanaimo | 25 | 11 | 2 | 127 | 8 | 173 | 1 | 289 |
| 78 | Nanaimo | 33 | 10 | 4 | 105 | 0 | 152 | 0 | 237 |
| 79 | Nanaimo | 18 | 12 | 3 | 118 | 2 | 153 | 0 | 262 |
| 80 | Nanaimo | 54 | 16 | 0 | 153 | 5 | 228 | 2 | 351 |
| 81 | Nanaimo | 49 | 27 | 4 | 130 | 7 | 217 | 0 | 394 |
| 82 | Nanaimo | 61 | 25 | 3 | 143 | 3 | 235 | 0 | 322 |
| 83S | Nanaimo *1. | - | - | - | - | - | - | - | 22 |
| 84 | Nanaimo | 44 | 22 | 3 | 127 | 2 | 198 | 0 | 280 |
| 85 | Nanaimo | 34 | 24 | 2 | 162 | 4 | 226 | 1 | 307 |
| 86 | Nanaimo | 22 | 18 | 3 | 119 | 8 | 170 | 0 | 285 |
| 87 | Nanaimo | 36 | 24 | 6 | 131 | 4 | 201 | 1 | 308 |
| 88 | Nanaimo | 50 | 33 | 9 | 148 | 3 | 243 | 2 | 389 |
| 89 | Nanaimo | 21 | 14 | 4 | 100 | 3 | 142 | 1 | 238 |
| 90 | Nanaimo | 69 | 20 | 4 | 158 | 2 | 253 | 1 | 353 |
| 91 | Nanaimo | 28 | 20 | 5 | 114 | 6 | 173 | 0 | 271 |
| 92 | Nanaimo | 24 | 26 | 8 | 110 | 3 | 171 | 0 | 234 |
| 93 | Nanaimo | 21 | 9 | 1 | 40 | 1 | 72 | 1 | 135 |
| 94 | Nanaimo | 45 | 27 | 4 | 128 | 7 | 211 | 0 | 353 |
| 95 | Nanaimo | 40 | 7 | 0 | 146 | 10 | 203 | 1 | 336 |
| 96 | Nanaimo | 44 | 23 | 4 | 133 | 7 | 211 | 1 | 383 |
| 97 | Nanaimo | 49 | 20 | 7 | 176 | 7 | 259 | 3 | 391 |
| 98 | Nanaimo | 24 | 20 | 4 | 68 | 1 | 117 | 0 | 176 |
| 99 | Nanaimo | 16 | 15 | 0 | 66 | 3 | 100 | 0 | 165 |
| 100 | Nanaimo | 50 | 30 | 4 | 106 | 11 | 201 | 0 | 319 |
| 101 | Nanaimo | 19 | 12 | 5 | 72 | 2 | 110 | 0 | 155 |
| 102 | Nanaimo | 22 | 12 | 4 | 51 | 8 | 97 | 0 | 144 |
| 103 | Nanaimo | 44 | 7 | 10 | 59 | 4 | 124 | 1 | 192 |
| 104 | Nanaimo | 80 | 33 | 4 | 159 | 7 | 283 | 0 | 441 |
| 105 | Nanaimo | 76 | 30 | 6 | 189 | 18 | 319 | 2 | 459 |
| 106 | Nanaimo | 51 | 35 | 10 | 131 | 4 | 231 | 0 | 331 |
| 107 | Nanaimo | 62 | 38 | 11 | 141 | 8 | 260 | 0 | 380 |
| 108 | Nanaimo | 45 | 26 | 5 | 124 | 2 | 202 | 0 | 283 |
| 109 | Nanaimo | 25 | 9 | 3 | 78 | 2 | 117 | 0 | 173 |
| 110 | Nanaimo | 28 | 18 | 5 | 136 | 3 | 190 | 0 | 284 |
| 111 | Nanaimo | 39 | 23 | 1 | 120 | 5 | 188 | 0 | 297 |
| 112 | Nanaimo | 28 | 18 | 2 | 54 | 5 | 107 | 0 | 184 |
| 113 | Nanaimo | 52 | 18 | 4 | 159 | 3 | 236 | 1 | 377 |
| 114 | Nanaimo | 32 | 17 | 3 | 81 | 2 | 135 | 0 | 328 |
| 115 | Nanaimo | 46 | 19 | 6 | 108 | 3 | 182 | 0 | 293 |
| 116 | Nanaimo | 47 | 21 | 12 | 127 | 8 | 215 | 0 | 328 |
| 117 | Nanaimo | 31 | 22 | 4 | 141 | 7 | 205 | 0 | 330 |
| 118 | Nanaimo | 34 | 19 | 2 | 76 | 9 | 140 | 0 | 235 |
| 119 | Nanaimo | 31 | 13 | 3 | 111 | 8 | 166 | 0 | 255 |
| 120 | Nanaimo | 11 | 12 | 1 | 50 | 0 | 74 | 0 | 144 |
| 121 | Nanaimo | 74 | 34 | 6 | 133 | 15 | 262 | 4 | 581 |
| 122 | Nanaimo | 49 | 33 | 10 | 97 | 7 | 196 | 0 | 358 |
| 123 | Nanaimo | 68 | 19 | 4 | 103 | 5 | 199 | 0 | 309 |
| 124 | Nanaimo | 71 | 25 | 5 | 128 | 4 | 233 | 0 | 357 |
| 125 | Nanaimo | 49 | 25 | 11 | 127 | 3 | 215 | 2 | 346 |
| 126 | Nanaimo | 54 | 22 | 4 | 85 | 3 | 168 | 0 | 273 |
| 127 | Nanaimo | 29 | 6 | 3 | 87 | 2 | 127 | 0 | 176 |
| 128 | Nanaimo | 49 | 11 | 6 | 155 | 4 | 225 | 0 | 326 |

| Voting Area (continued) | Jamie Brennan NDP | Phil Carson GP | Leonard Martin Melman BCM | Judith Reid LIB | Daniel Stelmacker UPBC | Total Valid Votes | Rejected Ballots | No. of Registered Voters |
|------------------------------|-------------------------|----------------------|---------------------------------|-----------------------|------------------------------|-------------------------|---------------------|--------------------------------|
| 129 Nanaimo | 45 | 13 | 0 | 85 | 1 | 144 | 0 | 208 |
| 130 Nanaimo | 34 | 13 | 1 | 62 | 6 | 116 | 0 | 181 |
| 131 Nanaimo | 44 | 23 | 4 | 95 | 2 | 168 | 2 | 242 |
| 132 Nanaimo | 36 | 7 | 1 | 81 | 4 | 129 | 1 | 177 |
| 133 Nanaimo | 46 | 16 | 2 | 172 | 0 | 236 | 1 | 359 |
| 134 Nanaimo | 45 | 16 | 3 | 121 | 7 | 192 | 0 | 266 |
| 135 Nanaimo | 20 | 21 | 1 | 87 | 4 | 133 | 1 | 240 |
| 136 Nanaimo | 25 | 19 | 4 | 91 | 4 | 143 | 0 | 210 |
| 137 Nanaimo | 42 | 24 | 5 | 128 | 4 | 203 | 2 | 300 |
| 138 Nanaimo *3. | 23 | 9 | 1 | 91 | 3 | 127 | 0 | 161 |
| 139 Nanaimo *3. | - | - | - | - | - | - | - | 34 |
| SubTotals | 5,540 | 2,960 | 578 | 16,257 | 652 | 25,987 | 70 | 37,139 |
| S. 98 Mobiles | 43 | 9 | 4 | 91 | 5 | 152 | 9 | |
| S. 99 Absentee - in ED | 107 | 119 | 39 | 384 | 25 | 674 | 0 | |
| S. 100 Absentee - out of ED | 57 | 51 | 10 | 135 | 2 | 255 | 14 | |
| S. 101 Absentee - Advance | 17 | 17 | 1 | 65 | 4 | 104 | 3 | |
| S. 104 Voting in DEO of fice | 79 | 34 | 2 | 376 | 5 | 496 | 8 | |
| S. 106 Voting by mail | 9 | 2 | 0 | 48 | 0 | 59 | 1 | |
| Grand Totals | 5,852 | 3,192 | 634 | 17,356 | 693 | 27,727 | 105 | 37,139 |
| % of Valid Votes | 21.11 % | 11.51% | 2.28% | 62.60% | 2.50% | | | |

Summary:

| | | | |
|---------------------------------|--------|--------|-------------------|
| Valid Votes - General & Advance | 25,987 | 93.72% | Total Valid Votes |
| S. 98 Mobiles | 152 | 0.55% | Total Valid Votes |
| S. 99 Absentee - in ED | 674 | 2.43% | Total Valid Votes |
| S. 100 Absentee - out of ED | 255 | 0.92% | Total Valid Votes |
| S. 101 Absentee - Advance | 104 | 0.38% | Total Valid Votes |
| S. 104 Voting in DEO of fice | 496 | 1.79% | Total Valid Votes |
| S. 106 Voting by mail | 59 | 0.21% | Total Valid Votes |

Total Valid Votes 27,727

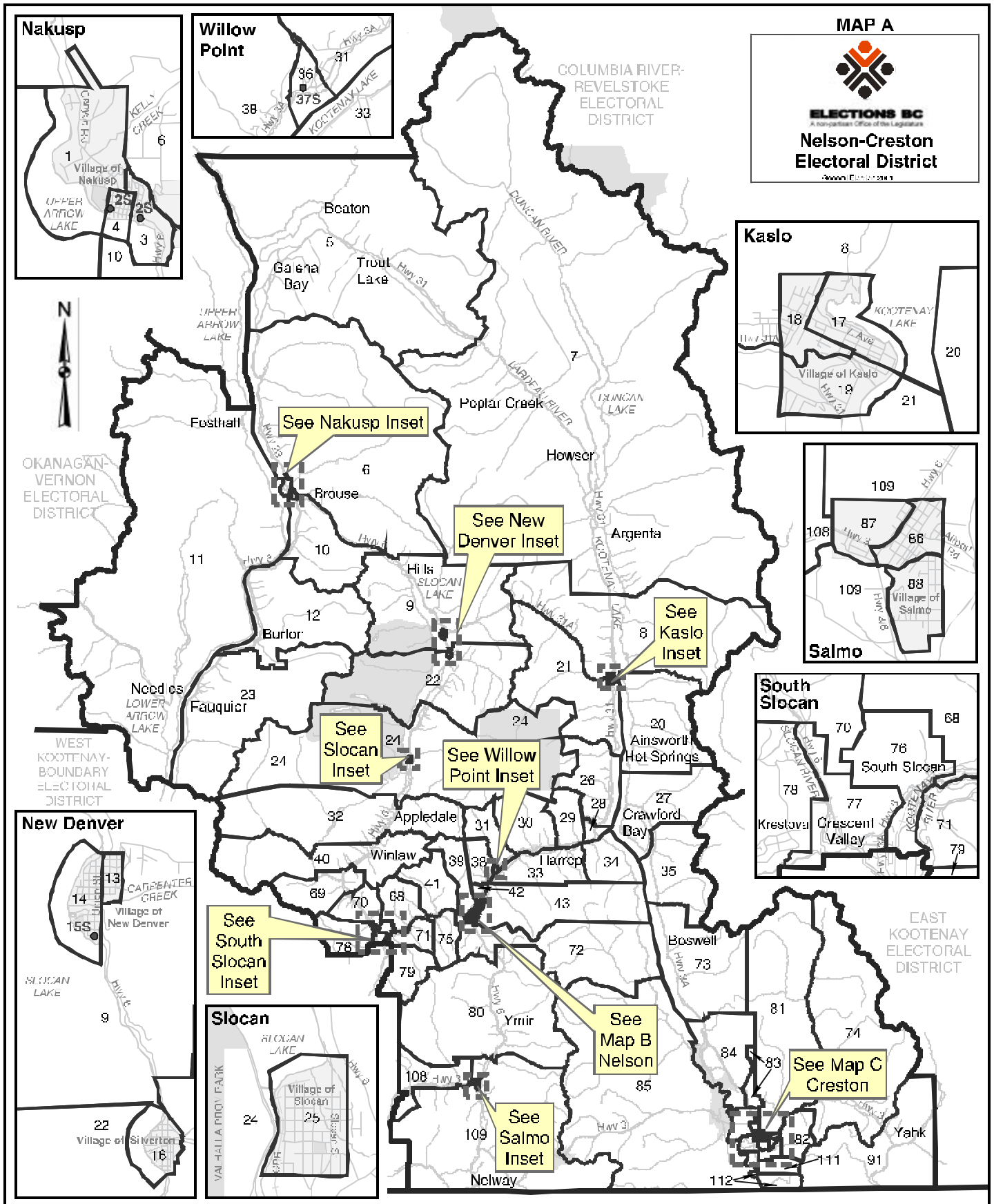
| | | | |
|-----------------------------|--------|--------|-------------------|
| Rejected Ballots | 105 | 0.38% | Ballots Cast |
| Registered Voters Who Voted | 27,832 | 74.94% | Registered Voters |

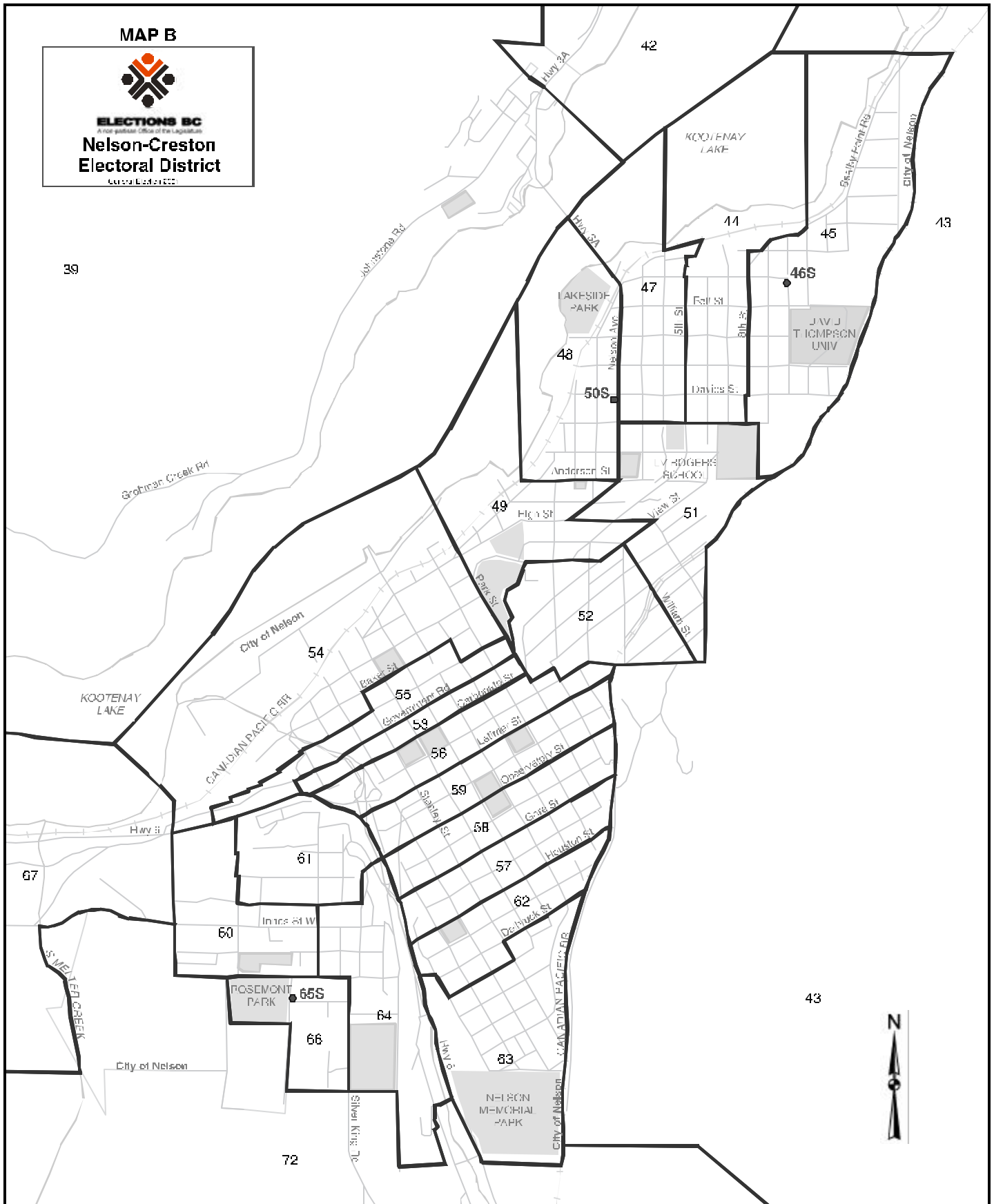
Candidate Elected: Judith Reid (LIB)

*1 Voting Areas 20S, 29S and 83S combined

*2 Voting Areas 50 and 51 combined

*3 Voting Areas 138 and 139 combined





| | Stephen Cox UPBC | Corky Evans NDP | Dan Loehndorf BCM | Colleen McCrorry GP | Blair F. Suffredine LIB | Total Valid Votes | Total Rejected Ballots | No. of Registered Voters |
|------------------------------------|------------------------|-----------------------|-------------------------|---------------------------|-------------------------------|-------------------------|------------------------------|--------------------------------|
| Advance Voting | | | | | | | | |
| Creston | 64 | 135 | 5 | 86 | 328 | 618 | 1 | |
| Nakusp | 6 | 32 | 1 | 21 | 60 | 120 | 0 | |
| Nelson | 9 | 245 | 13 | 171 | 231 | 669 | 1 | |
| General Voting | | | | | | | | |
| Voting Area | | | | | | | | |
| 1 Nakusp | 4 | 72 | 7 | 15 | 111 | 209 | 0 | 284 |
| 2S Nakusp *1 | - | - | - | - | - | - | - | 26 |
| 3 Nakusp | 7 | 87 | 8 | 22 | 120 | 244 | 0 | 334 |
| 4 Nakusp | 7 | 76 | 8 | 12 | 106 | 209 | 0 | 296 |
| 5 Trout Lake | 6 | 5 | 3 | 14 | 10 | 38 | 0 | 53 |
| 6 Nakusp Rural | 5 | 79 | 10 | 22 | 137 | 253 | 0 | 340 |
| 7 Meadow Creek | 3 | 48 | 6 | 66 | 130 | 253 | 0 | 347 |
| 8 Kaslo Rural | 3 | 17 | 4 | 44 | 110 | 178 | 0 | 253 |
| 9 New Denver Rural | 1 | 46 | 13 | 88 | 49 | 197 | 0 | 265 |
| 10 Nakusp | 10 | 59 | 14 | 35 | 95 | 213 | 0 | 308 |
| 11 Edgewood | 7 | 45 | 5 | 74 | 69 | 200 | 0 | 280 |
| 12 Burton | 9 | 58 | 7 | 45 | 77 | 196 | 2 | 284 |
| 13 New Denver | 4 | 24 | 6 | 15 | 56 | 105 | 1 | 142 |
| 14 New Denver | 3 | 68 | 9 | 69 | 49 | 198 | 1 | 256 |
| 15S New Denver *1 | 1 | 16 | 1 | 4 | 12 | 34 | 4 | 32 |
| 16 Silverton | 2 | 24 | 2 | 48 | 50 | 126 | 0 | 163 |
| 17 Kaslo | 3 | 60 | 4 | 48 | 100 | 215 | 1 | 331 |
| 18 Kaslo | 3 | 45 | 1 | 32 | 106 | 187 | 1 | 299 |
| 19 Kaslo | 1 | 28 | 2 | 13 | 56 | 100 | 0 | 145 |
| 20 Riondel | 10 | 93 | 1 | 43 | 52 | 199 | 2 | 263 |
| 21 Kaslo Rural | 6 | 45 | 10 | 61 | 96 | 218 | 0 | 292 |
| 22 Silverton Rural | 0 | 10 | 2 | 45 | 10 | 67 | 0 | 89 |
| 23 Fauquier | 10 | 41 | 5 | 25 | 48 | 129 | 0 | 169 |
| 24 Slocan Rural | 1 | 68 | 6 | 50 | 34 | 159 | 0 | 222 |
| 25 Slocan | 5 | 78 | 6 | 24 | 49 | 162 | 0 | 223 |
| 26 Ainsworth Hot Springs | 2 | 30 | 0 | 25 | 15 | 72 | 0 | 133 |
| 27 Crawford Bay | 11 | 97 | 9 | 85 | 86 | 288 | 2 | 379 |
| 28 Balfour | 20 | 62 | 2 | 24 | 136 | 244 | 1 | 334 |
| 29 Redfish | 9 | 54 | 0 | 51 | 105 | 219 | 0 | 324 |
| 30 Kokanee | 5 | 103 | 1 | 58 | 104 | 271 | 1 | 387 |
| 31 MacDonalds Landing | 7 | 115 | 5 | 49 | 91 | 267 | 2 | 369 |
| 32 Winlaw | 3 | 86 | 6 | 116 | 38 | 249 | 0 | 374 |
| 33 Harrop | 7 | 42 | 1 | 49 | 47 | 146 | 0 | 213 |
| 34 Procter | 1 | 60 | 2 | 62 | 55 | 180 | 1 | 234 |
| 35 Gray Creek | 7 | 42 | 1 | 31 | 34 | 115 | 0 | 166 |
| 36 Willow Point | 7 | 87 | 3 | 29 | 108 | 234 | 1 | 366 |
| 37S Willow Point | 2 | 13 | 0 | 3 | 14 | 32 | 8 | 79 |
| 38 Willow Point | 1 | 106 | 2 | 53 | 102 | 264 | 0 | 357 |
| 39 North Shore | 4 | 101 | 1 | 35 | 113 | 254 | 1 | 330 |
| 40 Winlaw | 4 | 101 | 15 | 93 | 43 | 256 | 1 | 376 |
| 41 Taghum | 3 | 73 | 1 | 22 | 56 | 155 | 1 | 218 |
| 42 Nasookin | 8 | 96 | 1 | 24 | 104 | 233 | 1 | 333 |
| 43 Nelson Rural | 9 | 19 | 0 | 10 | 23 | 61 | 0 | 85 |
| 44 Nelson | 3 | 107 | 2 | 42 | 97 | 251 | 0 | 368 |
| 45 Nelson | 2 | 60 | 1 | 20 | 53 | 136 | 1 | 230 |
| 46S Nelson | 1 | 20 | 0 | 4 | 17 | 42 | 8 | 55 |
| 47 Nelson | 9 | 123 | 1 | 25 | 98 | 256 | 1 | 361 |
| 48 Nelson | 3 | 109 | 2 | 28 | 92 | 234 | 1 | 351 |
| 49 Nelson | 4 | 84 | 13 | 50 | 75 | 226 | 0 | 362 |
| 50S Nelson *1 | - | - | - | - | - | - | - | 5 |
| 51 Nelson | 4 | 86 | 2 | 28 | 67 | 187 | 3 | 278 |
| 52 Nelson | 4 | 92 | 1 | 48 | 81 | 226 | 0 | 357 |
| 53 Nelson | 2 | 71 | 3 | 56 | 29 | 161 | 0 | 246 |
| 54 Nelson | 2 | 44 | 8 | 71 | 38 | 163 | 2 | 349 |
| 55 Nelson | 2 | 78 | 8 | 68 | 37 | 193 | 2 | 320 |
| 56 Nelson | 6 | 104 | 4 | 60 | 56 | 230 | 2 | 331 |
| 57 Nelson | 2 | 91 | 5 | 57 | 63 | 218 | 2 | 329 |
| 58 Nelson | 5 | 82 | 9 | 51 | 66 | 213 | 2 | 314 |
| 59 Nelson | 10 | 87 | 5 | 79 | 57 | 238 | 0 | 340 |
| 60 Nelson | 3 | 102 | 5 | 40 | 80 | 230 | 0 | 316 |

| Voting Area (con tin ued) | Stephen Cox UPBC | Corky Evans NDP | Dan Loehndorf BCM | Colleen McCrorry GP | Blair F. Suffredine LIB | Total Valid Votes | Total Rejected Ballots | No. of Registered Voters |
|-------------------------------|------------------------|-----------------------|-------------------------|---------------------------|-------------------------------|-------------------------|------------------------------|--------------------------------|
| 61 Nelson | 3 | 73 | 2 | 46 | 68 | 192 | 0 | 266 |
| 62 Nelson | 11 | 107 | 2 | 42 | 65 | 227 | 0 | 336 |
| 63 Nelson | 4 | 101 | 2 | 42 | 83 | 232 | 0 | 334 |
| 64 Nelson | 2 | 73 | 3 | 36 | 65 | 179 | 0 | 270 |
| 65S Nelson *1 | - | - | - | - | - | - | - | 41 |
| 66 Nelson | 4 | 56 | 5 | 35 | 48 | 148 | 0 | 246 |
| 67 Nelson | 3 | 34 | 3 | 13 | 32 | 85 | 0 | 146 |
| 68 Bonnington | 4 | 116 | 7 | 46 | 82 | 255 | 0 | 400 |
| 69 Passmore | 10 | 61 | 8 | 64 | 35 | 178 | 1 | 245 |
| 70 Slocan Park | 4 | 90 | 9 | 52 | 60 | 215 | 0 | 281 |
| 71 Blewett | 8 | 46 | 3 | 54 | 53 | 164 | 1 | 255 |
| 72 Nelson | 6 | 33 | 2 | 29 | 65 | 135 | 0 | 230 |
| 73 Boswell | 13 | 27 | 2 | 17 | 83 | 142 | 0 | 210 |
| 74 Kitchener | 17 | 17 | 5 | 20 | 40 | 99 | 0 | 183 |
| 75 Blewett | 14 | 123 | 8 | 52 | 81 | 278 | 0 | 392 |
| 76 Slocan S | 2 | 57 | 2 | 23 | 19 | 103 | 0 | 141 |
| 77 Crescent Valley | 3 | 49 | 0 | 42 | 39 | 133 | 0 | 179 |
| 78 Crescent Valley | 8 | 106 | 8 | 57 | 35 | 214 | 1 | 322 |
| 79 Shoreacres | 0 | 0 | 0 | 0 | 0 | 0 | 0 | 0 |
| 80 Ymir | 11 | 60 | 7 | 81 | 54 | 213 | 0 | 319 |
| 81 Arrow Creek | 37 | 52 | 9 | 37 | 91 | 226 | 0 | 376 |
| 82 Canyon | 30 | 32 | 7 | 40 | 95 | 204 | 1 | 329 |
| 83 Wynndel | 22 | 67 | 10 | 40 | 113 | 252 | 0 | 379 |
| 84 Wynndel | 23 | 33 | 6 | 36 | 108 | 206 | 0 | 311 |
| 85 Creston W. | 36 | 49 | 2 | 36 | 82 | 205 | 0 | 316 |
| 86 Salmo | 11 | 60 | 8 | 20 | 99 | 198 | 1 | 262 |
| 87 Salmo | 10 | 24 | 3 | 23 | 49 | 109 | 0 | 144 |
| 88 Salmo | 18 | 66 | 6 | 27 | 116 | 233 | 0 | 329 |
| 89 Creston Rural | 11 | 23 | 3 | 13 | 81 | 131 | 0 | 206 |
| 90 Erickson | 14 | 38 | 3 | 50 | 93 | 198 | 1 | 308 |
| 91 Yahk | 46 | 21 | 15 | 48 | 70 | 200 | 0 | 250 |
| 92 Erickson | 23 | 25 | 6 | 45 | 114 | 213 | 0 | 336 |
| 93 Creston Rural | 17 | 39 | 7 | 40 | 128 | 231 | 0 | 399 |
| 94 Creston | 20 | 51 | 3 | 30 | 100 | 204 | 1 | 324 |
| 95 Creston | 11 | 52 | 4 | 19 | 100 | 186 | 1 | 307 |
| 96 Creston | 23 | 45 | 10 | 27 | 76 | 181 | 0 | 324 |
| 97S Creston *2 | - | - | - | - | - | - | - | 17 |
| 98 Creston | 14 | 64 | 4 | 37 | 76 | 195 | 0 | 343 |
| 99 Creston | 19 | 34 | 8 | 43 | 97 | 201 | 0 | 354 |
| 100S Creston *2 | 7 | 28 | 3 | 7 | 28 | 73 | 3 | 71 |
| 101 Creston | 15 | 30 | 1 | 12 | 58 | 116 | 0 | 219 |
| 102 Creston | 7 | 40 | 7 | 27 | 86 | 167 | 0 | 260 |
| 103S Creston *2 | - | - | - | - | - | - | - | 43 |
| 104 Creston | 27 | 58 | 9 | 30 | 102 | 226 | 2 | 363 |
| 105 Creston | 22 | 40 | 7 | 30 | 95 | 194 | 2 | 333 |
| 106S Creston *2 | - | - | - | - | - | - | - | 4 |
| 107 Canyon | 41 | 61 | 7 | 23 | 95 | 227 | 0 | 360 |
| 108 Salmo | 8 | 39 | 12 | 17 | 86 | 162 | 0 | 243 |
| 109 Salmo | 19 | 75 | 14 | 48 | 121 | 277 | 0 | 381 |
| 110 Erickson | 22 | 53 | 5 | 47 | 92 | 219 | 0 | 355 |
| 111 Lister | 18 | 31 | 6 | 24 | 60 | 139 | 0 | 240 |
| 112 Huscroft | 7 | 43 | 1 | 31 | 109 | 191 | 1 | 286 |
| SubTotals | 1,067 | 6,733 | 542 | 4,396 | 8,258 | 20,996 | 74 | 29,233 |
| S. 98 Mobiles | 2 | 12 | 1 | 4 | 13 | 32 | 2 | |
| S. 99 Ab sen tee - in ED | 24 | 111 | 21 | 182 | 132 | 470 | 1 | |
| S. 100 Ab sen tee - out of ED | 1 | 25 | 2 | 58 | 42 | 128 | 2 | |
| S. 101 Ab sen tee - Ad vance | 0 | 8 | 1 | 11 | 8 | 28 | 0 | |
| S. 104 Voting in DEO of fice | 6 | 87 | 2 | 66 | 97 | 258 | 0 | |
| S. 106 Voting by mail | 8 | 5 | 1 | 6 | 8 | 28 | 0 | |
| Grand Totals | 1,108 | 6,981 | 570 | 4,723 | 8,558 | 21,940 | 79 | 29,233 |
| % of Valid Votes | 5.05% | 31.82% | 2.60% | 21.53% | 39.00% | | | |

(con tin ued on next page)

Summary:

| | | | |
|---------------------------------|--------|--------|-------------------|
| Valid Votes - General & Advance | 20,996 | 95.70% | Total Valid Votes |
| S. 98 Mables | 32 | 0.14% | Total Valid Votes |
| S. 99 Absentee - in ED | 470 | 2.14% | Total Valid Votes |
| S. 100 Absentee - out of ED | 128 | 0.58% | Total Valid Votes |
| S. 101 Absentee - Advance | 28 | 0.13% | Total Valid Votes |
| S. 104 Voting in DEO of office | 258 | 1.18% | Total Valid Votes |
| S. 106 Voting by mail | 28 | 0.13% | Total Valid Votes |

Total Valid Votes 21,940

| | | | |
|-----------------------------|--------|--------|-------------------|
| Rejected Ballots | 79 | 0.36% | Ballots Cast |
| Registered Voters Who Voted | 22,019 | 75.32% | Registered Voters |

Candidate Elected: Blair F. Suffredine (LIB)

*1 Voting Areas 2S, 15S, 50S and 65S combined

*2 Voting Areas 97S, 100S, 103S and 106S combined



| | Graeme Bowbrick NDP | Robert Broughton GP | Marlene P. Campbell BCM | Howard Vernon Irving UPBC | Joyce Murray LIB | Total Valid Votes | Rejected Ballots | No. of Registered Voters |
|---------------------------------------|---------------------------|---------------------------|-------------------------------|---------------------------------|------------------------|-------------------------|---------------------|--------------------------------|
| Advance Voting | | | | | | | | |
| Royal City Christian Centre | 365 | 160 | 45 | 26 | 730 | 1,326 | 5 | |
| General Voting | | | | | | | | |
| Voting Area | | | | | | | | |
| 1 | 58 | 34 | 6 | 4 | 75 | 177 | 0 | 270 |
| 2 | 60 | 43 | 10 | 3 | 79 | 195 | 0 | 296 |
| 3 | 64 | 20 | 0 | 4 | 72 | 160 | 0 | 236 |
| 4 | 63 | 28 | 3 | 2 | 74 | 170 | 1 | 268 |
| 5 | 53 | 23 | 10 | 3 | 64 | 153 | 1 | 249 |
| 6 | 97 | 25 | 11 | 10 | 71 | 214 | 0 | 306 |
| 7 | 46 | 19 | 7 | 3 | 61 | 136 | 1 | 209 |
| 8 | 59 | 16 | 5 | 6 | 50 | 136 | 1 | 210 |
| 9 | 50 | 28 | 6 | 2 | 64 | 150 | 0 | 248 |
| 10 | 40 | 23 | 3 | 7 | 61 | 134 | 2 | 193 |
| 11 | 68 | 25 | 6 | 7 | 114 | 220 | 1 | 316 |
| 12 | 47 | 15 | 5 | 4 | 138 | 209 | 0 | 285 |
| 13 | 55 | 19 | 2 | 8 | 104 | 188 | 0 | 277 |
| 14 | 29 | 14 | 4 | 6 | 141 | 194 | 0 | 271 |
| 15 | 49 | 21 | 4 | 3 | 96 | 173 | 0 | 239 |
| 16 | 40 | 20 | 1 | 3 | 85 | 149 | 0 | 209 |
| 17 | 72 | 41 | 14 | 10 | 93 | 230 | 0 | 338 |
| 18 | 46 | 6 | 4 | 3 | 142 | 201 | 1 | 260 |
| 19 | 55 | 26 | 5 | 6 | 151 | 243 | 2 | 330 |
| 19A | 56 | 22 | 3 | 3 | 115 | 199 | 0 | 250 |
| 20 | 24 | 4 | 6 | 2 | 90 | 126 | 0 | 160 |
| 20A | 55 | 17 | 2 | 4 | 156 | 234 | 0 | 336 |
| 21 | 49 | 18 | 4 | 3 | 102 | 176 | 1 | 249 |
| 22 | 45 | 23 | 5 | 3 | 48 | 124 | 0 | 205 |
| 22A | 22 | 15 | 4 | 2 | 56 | 99 | 0 | 152 |
| 23 | 93 | 33 | 7 | 6 | 105 | 244 | 0 | 343 |
| 24 | 48 | 11 | 10 | 4 | 56 | 129 | 0 | 204 |
| 25 | 32 | 8 | 1 | 6 | 118 | 165 | 1 | 215 |
| 26 | 22 | 26 | 0 | 3 | 37 | 88 | 0 | 167 |
| 27 | 37 | 12 | 9 | 4 | 50 | 112 | 1 | 222 |
| 28 | 53 | 13 | 2 | 4 | 74 | 146 | 0 | 240 |
| 29 | 60 | 30 | 4 | 6 | 108 | 208 | 0 | 297 |
| 30 | 88 | 32 | 10 | 5 | 109 | 244 | 2 | 341 |
| 31 | 38 | 20 | 5 | 3 | 45 | 111 | 1 | 168 |
| 32 | 44 | 28 | 8 | 5 | 85 | 170 | 0 | 302 |
| 33S * 1 | - | - | - | - | - | - | - | 18 |
| 34 | 32 | 23 | 13 | 6 | 77 | 151 | 1 | 283 |
| 35 | 37 | 33 | 6 | 3 | 76 | 155 | 0 | 260 |
| 36 | 56 | 31 | 6 | 4 | 75 | 172 | 0 | 245 |
| 37 | 48 | 19 | 4 | 7 | 140 | 218 | 1 | 303 |
| 38 | 60 | 26 | 1 | 3 | 121 | 211 | 0 | 279 |
| 39 | 50 | 22 | 1 | 5 | 98 | 176 | 1 | 252 |
| 40 | 62 | 23 | 5 | 4 | 58 | 152 | 2 | 250 |
| 41 | 47 | 31 | 6 | 3 | 67 | 154 | 0 | 231 |
| 42 | 75 | 19 | 2 | 2 | 81 | 179 | 0 | 296 |
| 43 | 32 | 25 | 2 | 3 | 48 | 110 | 0 | 177 |
| 44 | 65 | 15 | 8 | 1 | 79 | 168 | 1 | 280 |
| 45 | 52 | 18 | 5 | 5 | 85 | 165 | 1 | 282 |
| 46 | 61 | 16 | 6 | 4 | 74 | 161 | 1 | 258 |
| 47 | 99 | 21 | 5 | 6 | 149 | 280 | 2 | 392 |
| 47A | 81 | 24 | 5 | 4 | 153 | 267 | 1 | 347 |
| 48 | 57 | 23 | 5 | 6 | 102 | 193 | 2 | 355 |
| 49 | 46 | 20 | 3 | 1 | 102 | 172 | 1 | 286 |
| 50 | 28 | 13 | 2 | 2 | 51 | 96 | 1 | 172 |
| 51 | 36 | 20 | 8 | 7 | 79 | 150 | 0 | 244 |
| 52 | 34 | 26 | 10 | 8 | 62 | 140 | 0 | 263 |
| 53 | 31 | 21 | 7 | 3 | 38 | 100 | 2 | 182 |
| 53A | 33 | 25 | 6 | 2 | 51 | 117 | 0 | 191 |
| 54 | 43 | 24 | 6 | 8 | 57 | 138 | 1 | 278 |
| 55 | 63 | 41 | 13 | 4 | 107 | 228 | 0 | 378 |
| 56 | 73 | 27 | 8 | 3 | 119 | 230 | 1 | 331 |
| 57 | 53 | 49 | 9 | 4 | 94 | 209 | 1 | 397 |

| Voting Area (continued) | Graeme Bowbrick NDP | Robert Broughton GP | Marlene P. Campbell BCM | Howard Vernon Irving UPBC | Joyce Murray LIB | Total Valid Votes | Rejected Ballots | No. of Registered Voters |
|-------------------------|---------------------------|---------------------------|-------------------------------|---------------------------------|------------------------|-------------------------|---------------------|--------------------------------|
| 58 | 56 | 34 | 6 | 6 | 51 | 153 | 2 | 252 |
| 59 | 45 | 21 | 4 | 6 | 44 | 120 | 0 | 238 |
| 60 | 24 | 20 | 5 | 8 | 35 | 92 | 0 | 197 |
| 61 | 27 | 11 | 7 | 3 | 67 | 115 | 1 | 247 |
| 62 | 33 | 16 | 2 | 8 | 27 | 86 | 0 | 191 |
| 63 | 34 | 9 | 6 | 5 | 45 | 99 | 3 | 192 |
| 64 | 43 | 17 | 5 | 4 | 72 | 141 | 0 | 232 |
| 65 | 80 | 31 | 5 | 1 | 80 | 197 | 2 | 300 |
| 66 | 87 | 27 | 7 | 9 | 124 | 254 | 0 | 360 |
| 67 | 101 | 21 | 5 | 0 | 85 | 212 | 3 | 324 |
| 68 | 68 | 17 | 3 | 6 | 64 | 158 | 2 | 258 |
| 69 | 53 | 14 | 10 | 9 | 57 | 143 | 1 | 231 |
| 70 | 27 | 15 | 6 | 3 | 43 | 94 | 2 | 168 |
| 70A | 27 | 13 | 5 | 1 | 49 | 95 | 2 | 191 |
| 71 | 45 | 27 | 4 | 2 | 79 | 157 | 0 | 254 |
| 72 | 32 | 14 | 6 | 4 | 38 | 94 | 0 | 197 |
| 73 | 44 | 14 | 8 | 3 | 39 | 108 | 0 | 203 |
| 74 | 30 | 13 | 3 | 3 | 45 | 94 | 0 | 180 |
| 75 | 24 | 24 | 7 | 6 | 47 | 108 | 1 | 195 |
| 76 | 32 | 12 | 5 | 2 | 47 | 98 | 0 | 164 |
| 77 | 41 | 19 | 6 | 8 | 62 | 136 | 0 | 249 |
| 78 | 54 | 20 | 9 | 1 | 55 | 139 | 2 | 242 |
| 79 | 48 | 18 | 2 | 8 | 68 | 144 | 3 | 226 |
| 80 | 50 | 20 | 10 | 1 | 51 | 132 | 0 | 238 |
| 81 | 38 | 22 | 8 | 1 | 34 | 103 | 0 | 171 |
| 82 | 29 | 29 | 8 | 8 | 45 | 119 | 1 | 226 |
| 83 | 46 | 13 | 6 | 6 | 96 | 167 | 0 | 274 |
| 83A | 36 | 36 | 5 | 7 | 45 | 129 | 1 | 240 |
| 84 | 33 | 22 | 4 | 3 | 52 | 114 | 1 | 223 |
| 85 | 34 | 11 | 2 | 1 | 141 | 189 | 0 | 259 |
| 86 | 80 | 21 | 8 | 1 | 106 | 216 | 0 | 321 |
| 87 | 16 | 16 | 1 | 2 | 107 | 142 | 0 | 203 |
| 87A | 60 | 29 | 12 | 2 | 193 | 296 | 0 | 436 |
| 87B | 22 | 5 | 2 | 1 | 63 | 93 | 0 | 153 |
| 88 | 64 | 30 | 8 | 6 | 203 | 311 | 0 | 461 |
| 89 | 48 | 31 | 4 | 3 | 71 | 157 | 0 | 260 |
| 90 | 39 | 14 | 3 | 3 | 35 | 94 | 0 | 181 |
| 91 | 49 | 32 | 7 | 8 | 56 | 152 | 0 | 270 |
| 92 | 17 | 20 | 5 | 4 | 28 | 74 | 0 | 130 |
| 93 | 71 | 44 | 12 | 3 | 107 | 237 | 0 | 392 |
| 93A | 42 | 20 | 10 | 7 | 53 | 132 | 0 | 225 |
| 94 | 35 | 24 | 7 | 5 | 45 | 116 | 3 | 301 |
| 95 | 49 | 24 | 6 | 2 | 135 | 216 | 0 | 352 |
| 96 | 69 | 26 | 2 | 6 | 85 | 188 | 1 | 269 |
| 97 | 56 | 14 | 3 | 4 | 96 | 173 | 0 | 247 |
| 98 | 77 | 13 | 10 | 3 | 122 | 225 | 1 | 319 |
| 99 | 46 | 15 | 5 | 4 | 101 | 171 | 1 | 235 |
| 100 | 32 | 11 | 5 | 0 | 60 | 108 | 1 | 168 |
| 101 | 69 | 25 | 5 | 5 | 95 | 199 | 0 | 267 |
| 102 | 98 | 38 | 14 | 8 | 107 | 265 | 1 | 361 |
| 103 | 77 | 14 | 12 | 5 | 98 | 206 | 0 | 295 |
| 104 | 78 | 44 | 7 | 7 | 109 | 245 | 2 | 323 |
| 105 | 78 | 27 | 11 | 14 | 111 | 241 | 3 | 372 |
| 106 | 116 | 41 | 16 | 4 | 136 | 313 | 0 | 452 |
| 107 | 65 | 9 | 7 | 2 | 58 | 141 | 0 | 223 |
| 108 | 178 | 37 | 30 | 16 | 183 | 444 | 7 | 608 |
| 109 | 89 | 27 | 14 | 3 | 86 | 219 | 3 | 333 |
| 110 | 78 | 17 | 12 | 4 | 72 | 183 | 0 | 258 |
| 111 | 0 | 0 | 0 | 0 | 0 | 0 | 0 | 0 |
| 112 | 0 | 0 | 0 | 0 | 0 | 0 | 0 | 0 |
| 113 | 0 | 0 | 0 | 0 | 0 | 0 | 0 | 0 |
| 114 | 0 | 0 | 0 | 0 | 0 | 0 | 0 | 0 |
| 115 | 0 | 0 | 0 | 0 | 0 | 0 | 0 | 0 |
| 116S *1. | - | - | - | - | - | - | - | 114 |
| 117S *1. | - | - | - | - | - | - | - | 22 |
| 118S *2. | - | - | - | - | - | - | - | 92 |
| 119S *2. | 9 | 2 | 6 | 1 | 30 | 48 | 1 | 74 |

**New Westminster Electoral District
Voting Results**

Statement of Votes
Elections British Columbia

| Voting Area (continued) | Graeme Bowbrick NDP | Robert Broughton GP | Marlene P. Campbell BCM | Howard Vernon Irving UPBC | Joyce Murray LIB | Total Valid Votes | Rejected Ballots | No. of Registered Voters |
|--|------------------------|------------------------|----------------------------|---------------------------------|---------------------|-------------------------|---------------------|--------------------------------|
| 120S * 2. | - | - | - | - | - | - | - | 24 |
| 121S * 1. | 24 | 9 | 3 | 1 | 26 | 63 | 0 | 30 |
| SubTotals | 6,688 | 2,812 | 799 | 558 | 10,626 | 21,483 | 92 | 31,784 |
| S. 98 Mobiles | 17 | 6 | 9 | 0 | 25 | 57 | 7 | |
| S. 99 Absentee - in ED | 178 | 115 | 38 | 38 | 238 | 607 | 5 | |
| S. 100 Absentee - out of ED | 36 | 29 | 6 | 5 | 47 | 123 | 7 | |
| S. 101 Absentee - Advance | 4 | 1 | 1 | 1 | 10 | 17 | 0 | |
| S. 104 Voting in DEO of office | 42 | 19 | 6 | 2 | 99 | 168 | 2 | |
| S. 106 Voting by mail | 6 | 0 | 0 | 0 | 14 | 20 | 0 | |
| Grand Totals | 6,971 | 2,982 | 859 | 604 | 11,059 | 22,475 | 113 | 31,784 |
| % of Valid Votes | 31.02 % | 13.27% | 3.82% | 2.69% | 49.20% | | | |

Summary:

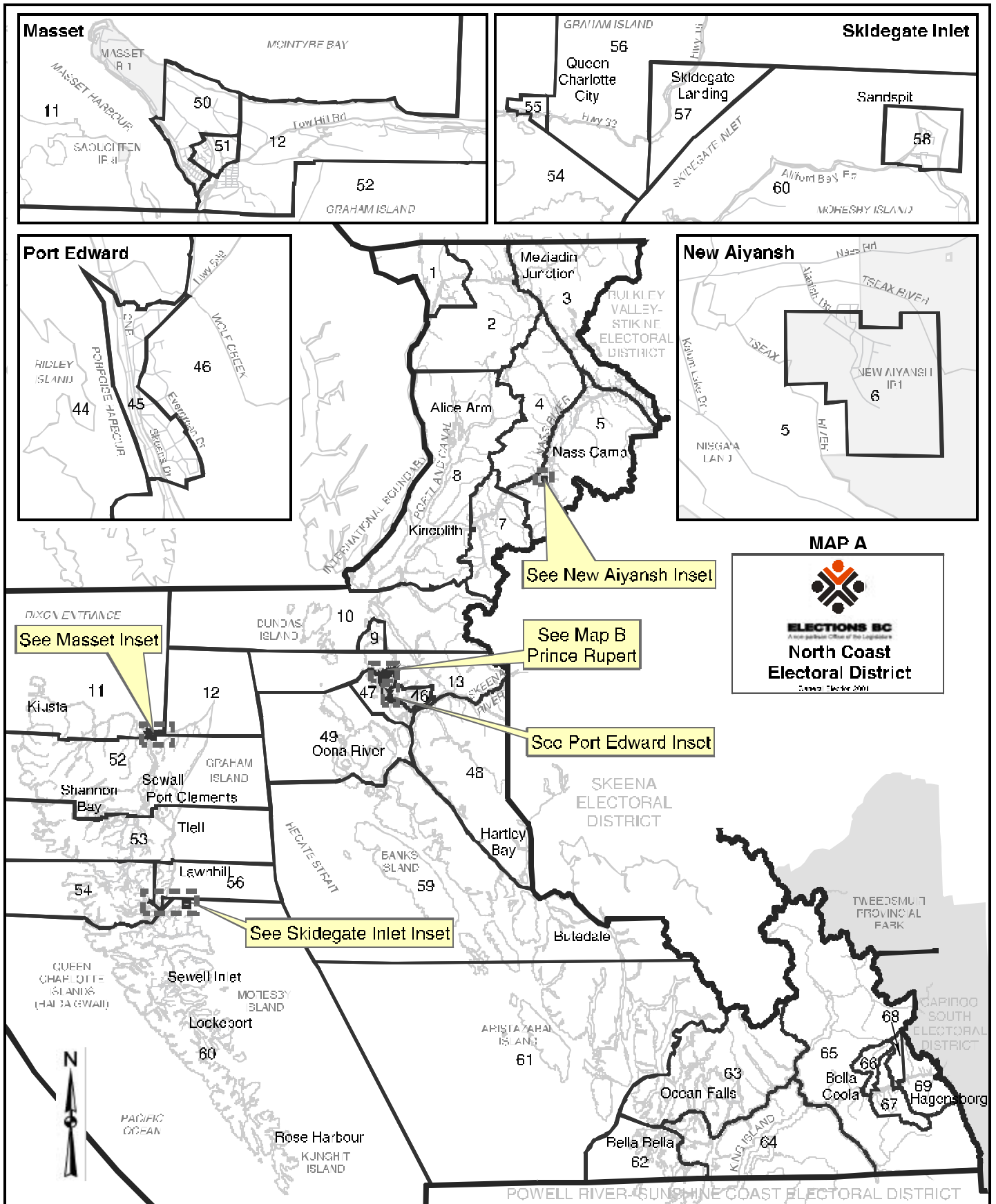
| | | | |
|---------------------------------|--------|--------|-------------------|
| Valid Votes - General & Advance | 21,483 | 95.59% | Total Valid Votes |
| S. 98 Mobiles | 57 | 0.25% | Total Valid Votes |
| S. 99 Absentee - in ED | 607 | 2.70% | Total Valid Votes |
| S. 100 Absentee - out of ED | 123 | 0.55% | Total Valid Votes |
| S. 101 Absentee - Advance | 17 | 0.07% | Total Valid Votes |
| S. 104 Voting in DEO of office | 168 | 0.75% | Total Valid Votes |
| S. 106 Voting by mail | 20 | 0.09% | Total Valid Votes |

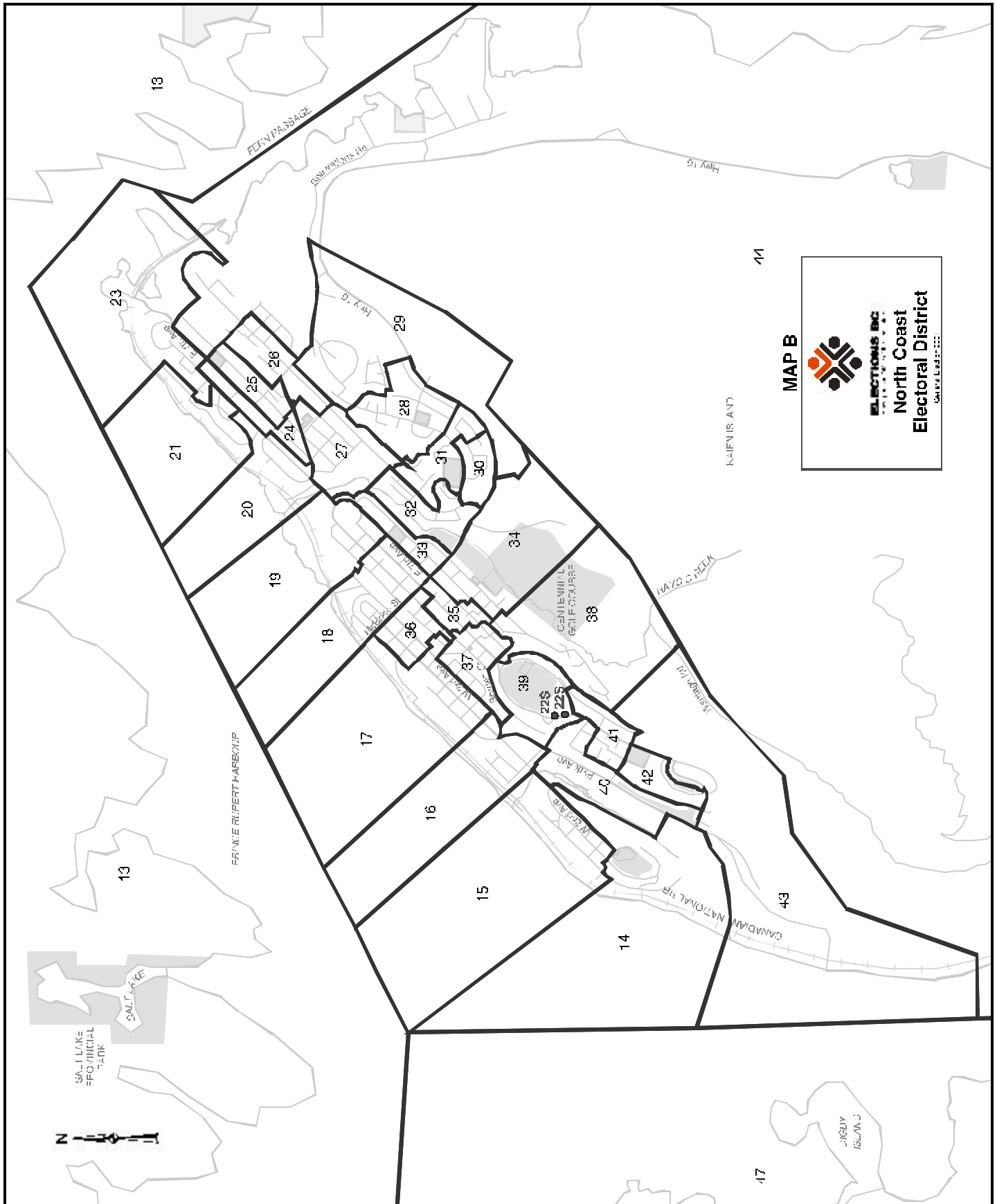
Total Valid Votes 22,475

| | | | |
|-----------------------------|--------|--------|-------------------|
| Rejected Ballots | 113 | 0.50% | Ballots Cast |
| Registered Voters Who Voted | 22,588 | 71.07% | Registered Voters |

Candidate Elected: Joyce Murray (LIB)

*1 Voting Areas 33S, 116S, 117S and 121S combined *2 Voting Areas 118S, 119S and 120S combined





| | Bill Belsey LIB | Emsily Vic tor Bolton ANP | Colleen Fitzpatrick NDP | Clarence Hall UPBC | David Kon smo GP | Kenneth Leonard Peerless BCM | Total Valid Votes | Rejected Ballots | No. of Registered Voters |
|------------------------------------|-----------------------|---------------------------------|-------------------------------|--------------------------|------------------------|------------------------------------|-------------------------|---------------------|--------------------------------|
| Ad vance Voting | | | | | | | | | |
| Bella Coola | 36 | 0 | 7 | 4 | 8 | 3 | 58 | 0 | |
| Masset | 42 | 3 | 12 | 0 | 3 | 3 | 63 | 0 | |
| New Aiyansh | 1 | 3 | 17 | 0 | 3 | 5 | 29 | 0 | |
| Prince Rupert | 315 | 17 | 186 | 7 | 15 | 18 | 558 | 0 | |
| Queen Char lotte City | 16 | 0 | 19 | 1 | 7 | 6 | 49 | 0 | |
| Stewart | 55 | 0 | 3 | 1 | 4 | 2 | 65 | 0 | |
| Waglisla | 1 | 1 | 12 | 0 | 0 | 1 | 15 | 0 | |
| General Voting | | | | | | | | | |
| Voting Area | | | | | | | | | |
| 1 Stewart | 92 | 1 | 9 | 2 | 5 | 3 | 112 | 0 | 207 |
| 2 Stewart | 122 | 1 | 12 | 4 | 5 | 7 | 151 | 0 | 281 |
| 3 Meziadin Junc tion | 21 | 0 | 2 | 1 | 1 | 1 | 26 | 0 | 44 |
| 4 Gitwinksihkw | 4 | 19 | 74 | 0 | 1 | 6 | 104 | 1 | 167 |
| 5 Aiyansh Ru ral *1 | - | - | - | - | - | - | - | - | 42 |
| 6 Aiyansh *1 | 18 | 19 | 239 | 2 | 15 | 12 | 305 | 0 | 437 |
| 7 Greenville | 11 | 12 | 118 | 1 | 3 | 6 | 151 | 0 | 279 |
| 8 Kincolith | 2 | 16 | 97 | 1 | 2 | 3 | 121 | 0 | 232 |
| 9 Lax Kw'alaams *2 | 7 | 35 | 119 | 0 | 1 | 4 | 166 | 2 | 281 |
| 10 Lax Kw'alaams *2 | - | - | - | - | - | - | - | - | 65 |
| 11 Masset | 12 | 17 | 60 | 1 | 0 | 11 | 101 | 0 | 259 |
| 12 Masset | 55 | 4 | 33 | 1 | 21 | 20 | 134 | 0 | 217 |
| 13 Metlakatla | 0 | 4 | 56 | 0 | 0 | 2 | 62 | 0 | 80 |
| 14 Prince Rupert W | 139 | 1 | 31 | 2 | 5 | 2 | 180 | 1 | 300 |
| 15 Prince Rupert W | 122 | 4 | 47 | 0 | 5 | 5 | 183 | 2 | 312 |
| 16 Prince Rupert W | 77 | 8 | 63 | 0 | 5 | 4 | 157 | 0 | 287 |
| 17 Prince Rupert W | 45 | 3 | 40 | 1 | 1 | 1 | 91 | 0 | 224 |
| 18 Prince Rupert E | 104 | 2 | 75 | 1 | 3 | 9 | 194 | 1 | 321 |
| 19 Prince Rupert E | 81 | 6 | 57 | 0 | 8 | 5 | 157 | 3 | 272 |
| 20 Prince Rupert E | 86 | 6 | 52 | 2 | 5 | 11 | 162 | 0 | 240 |
| 21 Prince Rupert E | 92 | 6 | 49 | 3 | 15 | 9 | 174 | 0 | 272 |
| 22S Prince Rupert | 15 | 3 | 14 | 0 | 1 | 1 | 34 | 1 | 40 |
| 23 Prince Rupert E | 72 | 10 | 67 | 1 | 7 | 9 | 166 | 0 | 285 |
| 24 Prince Rupert E | 85 | 6 | 52 | 1 | 6 | 7 | 157 | 0 | 271 |
| 25 Prince Rupert E | 74 | 6 | 61 | 0 | 0 | 7 | 148 | 1 | 275 |
| 26 Prince Rupert E | 117 | 2 | 57 | 2 | 5 | 7 | 190 | 0 | 271 |
| 27 Prince Rupert E | 119 | 5 | 63 | 2 | 8 | 9 | 206 | 0 | 352 |
| 28 Prince Rupert E | 109 | 2 | 50 | 0 | 6 | 3 | 170 | 0 | 292 |
| 29 Prince Rupert E | 154 | 1 | 49 | 1 | 2 | 3 | 210 | 0 | 312 |
| 30 Prince Rupert E | 101 | 3 | 45 | 0 | 2 | 4 | 155 | 0 | 238 |
| 31 Prince Rupert E | 132 | 0 | 47 | 2 | 4 | 3 | 188 | 1 | 280 |
| 32 Prince Rupert E | 82 | 4 | 43 | 2 | 5 | 6 | 142 | 0 | 241 |
| 33 Prince Rupert E | 96 | 5 | 70 | 0 | 8 | 9 | 188 | 1 | 330 |
| 34 Prince Rupert W | 46 | 13 | 73 | 1 | 3 | 4 | 140 | 1 | 251 |
| 35 Prince Rupert W | 84 | 10 | 50 | 3 | 2 | 5 | 154 | 1 | 246 |
| 36 Prince Rupert W | 73 | 3 | 34 | 0 | 3 | 6 | 119 | 2 | 248 |
| 37 Prince Rupert W | 62 | 6 | 72 | 1 | 4 | 7 | 152 | 1 | 288 |
| 38 Prince Rupert W | 79 | 5 | 65 | 2 | 5 | 12 | 168 | 2 | 317 |
| 39 Prince Rupert W | 95 | 8 | 55 | 1 | 5 | 6 | 170 | 0 | 327 |
| 40 Prince Rupert W | 48 | 15 | 71 | 0 | 3 | 2 | 139 | 0 | 295 |
| 41 Prince Rupert W | 116 | 3 | 69 | 0 | 5 | 3 | 196 | 1 | 345 |
| 42 Prince Rupert W | 101 | 2 | 46 | 4 | 3 | 3 | 159 | 1 | 298 |
| 43 Prince Rupert W | 122 | 5 | 60 | 0 | 7 | 1 | 195 | 1 | 327 |
| 44 Prince Rupert E | 95 | 2 | 36 | 3 | 4 | 13 | 153 | 0 | 287 |
| 45 Port Edward | 68 | 4 | 64 | 0 | 6 | 7 | 149 | 0 | 254 |
| 46 Port Edward | 37 | 10 | 33 | 0 | 3 | 9 | 92 | 1 | 128 |
| 47 Dodge Cove | 13 | 0 | 13 | 0 | 5 | 5 | 36 | 0 | 59 |
| 48 Hartley Bay *3 | 10 | 15 | 42 | 0 | 1 | 4 | 72 | 0 | 97 |
| 49 Oona River *3 | - | - | - | - | - | - | - | - | 36 |
| 50 Masset | 34 | 2 | 30 | 3 | 16 | 12 | 97 | 1 | 245 |
| 51 Masset | 49 | 1 | 20 | 3 | 10 | 9 | 92 | 0 | 273 |
| 52 Port Clements | 110 | 0 | 41 | 13 | 23 | 37 | 224 | 0 | 349 |
| 53 Juskatla | 33 | 0 | 28 | 2 | 19 | 19 | 101 | 0 | 143 |
| 54 Queen Char lotte City | 53 | 0 | 53 | 1 | 25 | 22 | 154 | 0 | 261 |
| 55 Queen Char lotte City | 38 | 1 | 40 | 2 | 15 | 22 | 118 | 0 | 223 |
| 56 Queen Char lotte City | 65 | 1 | 42 | 5 | 30 | 26 | 169 | 0 | 280 |

**North Coast Electoral District
Voting Results**

State ment of Votes
Elections British Columbia

| | Bill Belsey LIB | Emsily Vic tor Bolton ANP | Colleen Fitzpatrick NDP | Clarence Hall UPBC | David Konsmo GP | Kenneth Leonard Peerless BCM | Total Valid Votes | Rejected Ballots | No. of Registered Voters |
|---|-----------------------|---------------------------------|-------------------------------|--------------------------|-----------------------|------------------------------------|-------------------------|---------------------|--------------------------------|
| 57 Skidegate | 15 | 11 | 104 | 3 | 13 | 36 | 182 | 0 | 399 |
| 58 Sandspit *4 | 103 | 1 | 35 | 4 | 23 | 29 | 195 | 0 | 177 |
| 35 Kitkatla | 11 | 62 | 38 | 0 | 6 | 1 | 118 | 1 | 209 |
| 60 Sandspit *4 | - | - | - | - | - | - | - | - | 154 |
| 61 Klemtu | 8 | 15 | 91 | 3 | 2 | 3 | 122 | 0 | 170 |
| 62 Bella Bella | 14 | 15 | 254 | 2 | 15 | 11 | 311 | 2 | 524 |
| 63 Ocean Falls | 17 | 0 | 6 | 1 | 3 | 3 | 30 | 0 | 56 |
| 64 Shearwater | 10 | 1 | 3 | 3 | 7 | 10 | 34 | 1 | 63 |
| 65 Bella Coola | 19 | 3 | 32 | 1 | 3 | 4 | 62 | 0 | 103 |
| 66 Bella Coola | 11 | 36 | 120 | 1 | 13 | 6 | 187 | 0 | 316 |
| 67 Hagensborg | 136 | 2 | 50 | 15 | 23 | 12 | 238 | 1 | 371 |
| 68 Hagensborg | 67 | 1 | 30 | 12 | 8 | 11 | 129 | 0 | 192 |
| 69 Hagensborg | 65 | 0 | 11 | 4 | 8 | 7 | 95 | 0 | 141 |
| SubTotals | 4,619 | 488 | 3,918 | 139 | 516 | 594 | 10,274 | 31 | 16,458 |
| S. 98 Mobiles | 5 | 1 | 6 | 0 | 2 | 1 | 15 | 0 | |
| S. 99 Ab sen tee - in ED | 36 | 15 | 46 | 4 | 14 | 11 | 126 | 3 | |
| S. 100 Ab sen tee - out of ED | 32 | 2 | 24 | 1 | 11 | 6 | 76 | 5 | |
| S. 101 Ab sen tee - Ad vance | 15 | 1 | 4 | 0 | 0 | 0 | 20 | 1 | |
| S. 104 Voting in DEO of fice | 162 | 15 | 76 | 4 | 12 | 5 | 274 | 4 | |
| S. 106 Voting by mail | 46 | 4 | 10 | 4 | 5 | 6 | 75 | 2 | |
| Grand Totals | 4,915 | 526 | 4,084 | 152 | 560 | 623 | 10,860 | 46 | 16,458 |
| % of Valid Votes | 45.25% | 4.84% | 37.61% | 1.40% | 5.16% | 5.74% | | | |

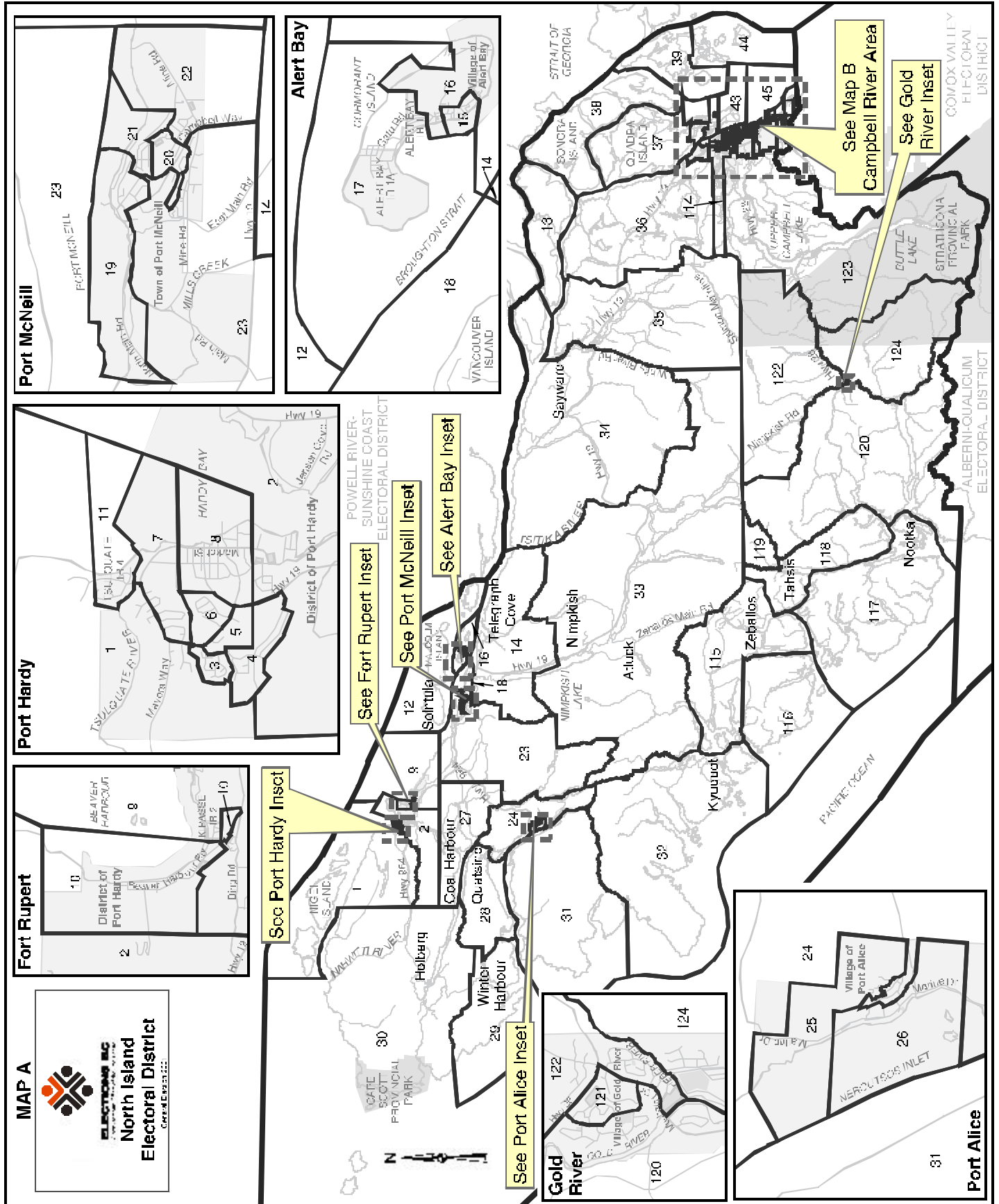
Summary:

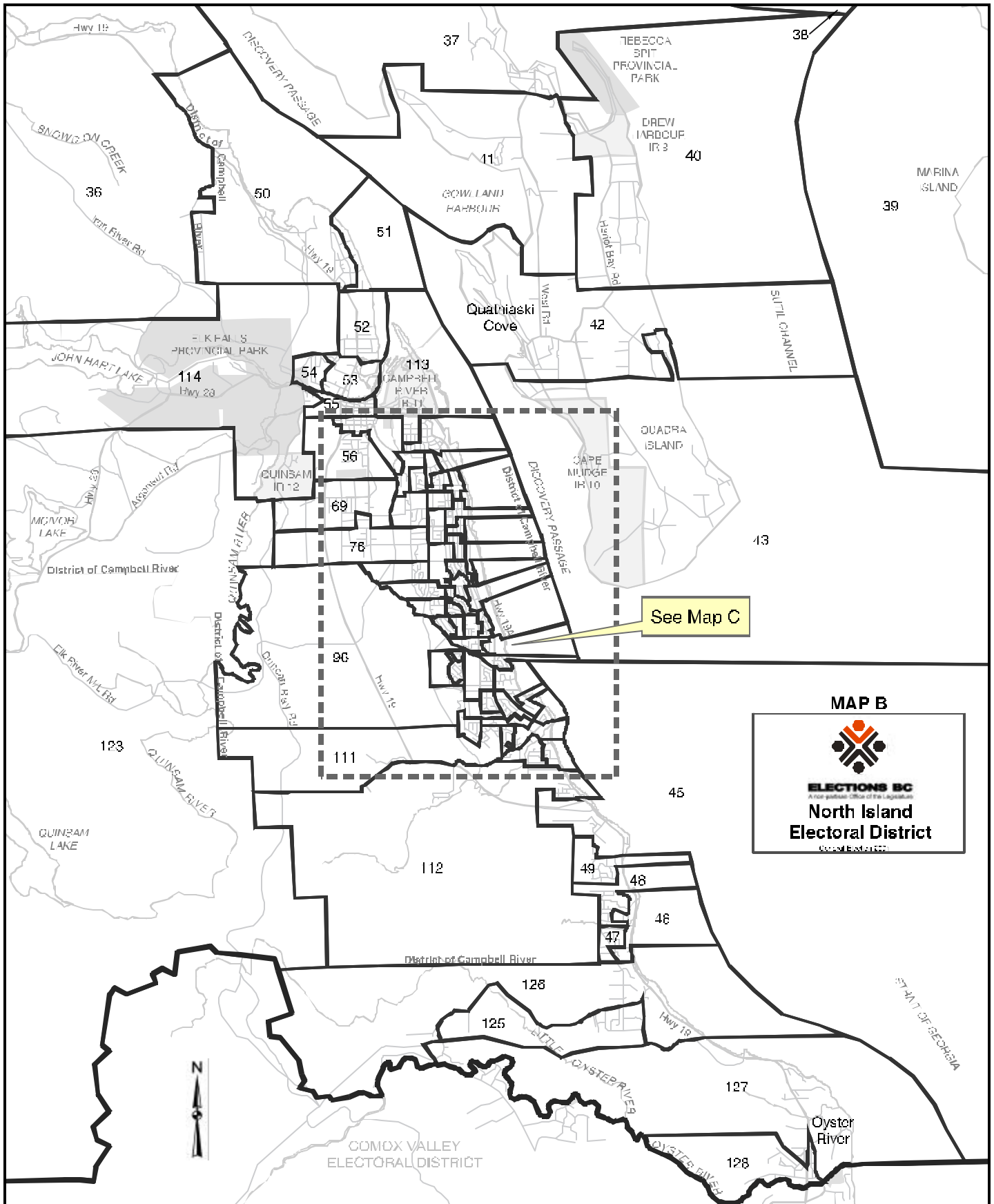
| | | | |
|-----------------------------------|---------------|--------|---------------------|
| Valid Votes - Gen eral & Ad vance | 10,274 | 94.60% | Total Valid Votes |
| S. 98 Mobiles | 15 | 0.14% | Total Valid Votes |
| S. 99 Ab sen tee - in ED | 126 | 1.16% | Total Valid Votes |
| S. 100 Ab sen tee - out of ED | 76 | 0.70% | Total Valid Votes |
| S. 101 Ab sen tee - Ad vance | 20 | 0.19% | Total Valid Votes |
| S. 104 Voting in DEO of fice | 274 | 2.52% | Total Valid Votes |
| S. 106 Voting by mail | 75 | 0.69% | Total Valid Votes |
| Total Valid Votes | 10,860 | | |
| Rejected Ballots | 46 | 0.42% | Ballots Cast |
| Reg is tered Voters Who Voted | 10,906 | 66.27% | Reg is tered Voters |

Candidate Elected: Bill Belsey (LIB)

*1 Voting Areas 5 and 6 com bined
*3 Voting Areas 48 and 49 com bined

*2 Voting Areas 9 and 10 com bined
*4 Voting Areas 58 and 60 com bined





| | Noreen Evers BCM | Ralph Keller GP | Glenn Robertson NDP | Rod Sanderson Visser LIB | Total Valid Votes | Rejected Ballots | No. of Registered Voters |
|---------------------------------------|------------------------|-----------------------|---------------------------|--------------------------------|-------------------------|---------------------|--------------------------------|
| Advance Voting | | | | | | | |
| Campbell River | 33 | 145 | 261 | 1,024 | 1,463 | 3 | |
| Gold River | 3 | 5 | 22 | 50 | 80 | 0 | |
| Port Hardy | 2 | 11 | 58 | 115 | 186 | 1 | |
| Port McNeill | 2 | 6 | 43 | 103 | 154 | 0 | |
| General Voting | | | | | | | |
| Voting Area | | | | | | | |
| 1 Port Hardy *1 | 6 | 7 | 148 | 72 | 233 | 1 | 238 |
| 2 Airport | 10 | 13 | 47 | 162 | 232 | 0 | 346 |
| 3 Port Hardy | 12 | 9 | 22 | 78 | 121 | 1 | 211 |
| 4 Port Hardy | 4 | 13 | 36 | 119 | 172 | 1 | 271 |
| 5 Port Hardy | 4 | 11 | 15 | 46 | 76 | 0 | 175 |
| 6 Port Hardy | 9 | 6 | 28 | 50 | 93 | 1 | 187 |
| 7 Port Hardy | 9 | 14 | 45 | 140 | 208 | 1 | 297 |
| 8 Port Hardy | 4 | 14 | 42 | 96 | 156 | 0 | 231 |
| 9 Port Hardy | 16 | 16 | 81 | 73 | 186 | 2 | 348 |
| 10 Port Hardy | 10 | 16 | 44 | 136 | 206 | 0 | 313 |
| 11 Port Hardy *1 | - | - | - | - | - | - | 181 |
| 12 Sointula | 49 | 43 | 164 | 101 | 357 | 4 | 514 |
| 13 Thurlow Islands *2 | - | - | - | - | - | - | 12 |
| 14 Port McNeill *2 | 5 | 3 | 27 | 59 | 94 | 0 | 125 |
| 15 Cormorant Island S | 7 | 8 | 111 | 17 | 143 | 0 | 217 |
| 16 Cormorant Island S | 19 | 16 | 127 | 52 | 214 | 0 | 289 |
| 17 Cormorant Island E | 5 | 2 | 128 | 8 | 143 | 0 | 206 |
| 18 Port McNeill | 10 | 7 | 37 | 100 | 154 | 0 | 203 |
| 19 Port McNeill | 12 | 11 | 52 | 108 | 183 | 2 | 286 |
| 20 Port McNeill | 4 | 5 | 65 | 116 | 190 | 0 | 261 |
| 21 Port McNeill | 10 | 7 | 70 | 156 | 243 | 1 | 331 |
| 22 Port McNeill | 10 | 9 | 72 | 182 | 273 | 1 | 358 |
| 23 Port McNeill | 8 | 12 | 82 | 163 | 265 | 0 | 352 |
| 24 Port Alice | 15 | 12 | 38 | 132 | 197 | 1 | 284 |
| 25 Port Alice | 18 | 14 | 43 | 63 | 138 | 0 | 177 |
| 26 Port Alice *3 | 27 | 24 | 43 | 134 | 228 | 2 | 295 |
| 27 Coal Harbour | 3 | 24 | 35 | 59 | 121 | 1 | 194 |
| 28 Quatsino | 0 | 3 | 6 | 25 | 34 | 0 | 59 |
| 29 Winter Harbour *3 | - | - | - | - | - | - | 26 |
| 30 Holberg | 8 | 1 | 15 | 54 | 78 | 0 | 206 |
| 31 Mahatta River *3 | - | - | - | - | - | - | 5 |
| 32 Kyuquot/Chamiss | 6 | 3 | 24 | 12 | 45 | 0 | 96 |
| 33 Woss | 4 | 5 | 64 | 78 | 151 | 1 | 194 |
| 34 Sayward/Hardwicke Island | 14 | 23 | 48 | 122 | 207 | 3 | 320 |
| 35 Sayward | 16 | 27 | 64 | 125 | 232 | 0 | 306 |
| 36 Campbell River N *4 | - | - | - | - | - | - | 122 |
| 37 Quadra Island | 18 | 125 | 58 | 90 | 291 | 0 | 407 |
| 38 Sonora/Read Island | 7 | 33 | 5 | 7 | 52 | 0 | 90 |
| 39 Cortes Island | 12 | 90 | 52 | 26 | 180 | 0 | 288 |
| 40 Quadra Island | 8 | 96 | 34 | 33 | 171 | 1 | 241 |
| 41 Quadra Island | 12 | 82 | 27 | 62 | 183 | 1 | 247 |
| 42 Quadra Island | 9 | 99 | 49 | 104 | 261 | 0 | 364 |
| 43 Quadra Island | 7 | 80 | 86 | 67 | 240 | 1 | 346 |
| 44 Cortes Island | 14 | 162 | 52 | 66 | 294 | 1 | 412 |
| 45 Shelter Point | 8 | 26 | 45 | 153 | 232 | 0 | 338 |
| 46 Shelter Point | 2 | 21 | 58 | 101 | 182 | 2 | 310 |
| 47 Shelter Point | 11 | 17 | 52 | 92 | 172 | 1 | 253 |
| 48 Shelter Point | 5 | 33 | 53 | 147 | 238 | 0 | 361 |
| 49 Shelter Point | 4 | 26 | 60 | 170 | 260 | 3 | 350 |
| 50 Campbell River N | 21 | 31 | 89 | 170 | 311 | 1 | 456 |
| 51 Campbell River *4 | 8 | 11 | 39 | 109 | 167 | 0 | 139 |
| 52 Campbell River | 10 | 21 | 44 | 94 | 169 | 1 | 266 |
| 53 Campbell River | 7 | 9 | 22 | 72 | 110 | 0 | 191 |
| 54 Campbell River | 7 | 25 | 55 | 141 | 228 | 1 | 344 |
| 55 Campbell River | 10 | 13 | 25 | 61 | 109 | 0 | 198 |
| 56 Campbell River | 6 | 17 | 50 | 159 | 232 | 1 | 392 |
| 57 Campbell River | 4 | 11 | 56 | 73 | 144 | 0 | 242 |
| 58S Campbell River *5 | 4 | 7 | 24 | 26 | 61 | 0 | 73 |
| 59 Campbell River | 10 | 11 | 43 | 75 | 139 | 1 | 267 |

| Voting Area (con tin ued) | Noreen Evers BCM | Ralph Keller GP | Glenn Robertson NDP | Rod Sanderson Visser LIB | Total Valid Votes | Rejected Ballots | No. of Registered Voters |
|---------------------------|------------------------|-----------------------|---------------------------|--------------------------------|-------------------------|---------------------|--------------------------------|
| 60 Camp bell River | 6 | 26 | 29 | 80 | 141 | 0 | 269 |
| 61 Camp bell River | 7 | 15 | 37 | 82 | 141 | 0 | 237 |
| 62 Camp bell River | 8 | 11 | 29 | 47 | 95 | 1 | 233 |
| 63 Camp bell River | 5 | 17 | 39 | 64 | 125 | 0 | 259 |
| 64 Camp bell River | 9 | 13 | 68 | 91 | 181 | 0 | 281 |
| 65 Camp bell River | 1 | 22 | 33 | 55 | 111 | 0 | 182 |
| 66 Camp bell River | 0 | 7 | 17 | 47 | 71 | 0 | 142 |
| 67 Camp bell River | 10 | 17 | 62 | 100 | 189 | 1 | 346 |
| 68S Camp bell River *5 | - | - | - | - | - | - | 56 |
| 69 Camp bell River | 16 | 20 | 54 | 125 | 215 | 1 | 350 |
| 70 Camp bell River | 9 | 27 | 36 | 100 | 172 | 0 | 300 |
| 71 Camp bell River | 5 | 15 | 60 | 133 | 213 | 3 | 315 |
| 72 Camp bell River | 8 | 24 | 57 | 118 | 207 | 1 | 329 |
| 73 Camp bell River | 1 | 7 | 17 | 85 | 110 | 1 | 210 |
| 74 Camp bell River | 0 | 10 | 26 | 97 | 133 | 0 | 186 |
| 75 Camp bell River | 7 | 12 | 50 | 153 | 222 | 0 | 310 |
| 76 Camp bell River | 4 | 24 | 70 | 158 | 256 | 0 | 424 |
| 77 Camp bell River | 4 | 22 | 48 | 110 | 184 | 0 | 281 |
| 78 Camp bell River | 4 | 20 | 49 | 176 | 249 | 1 | 368 |
| 79 Camp bell River | 2 | 14 | 38 | 101 | 155 | 0 | 232 |
| 80 Camp bell River | 3 | 8 | 28 | 65 | 104 | 0 | 157 |
| 81 Camp bell River | 8 | 15 | 50 | 125 | 198 | 1 | 372 |
| 82 Camp bell River | 7 | 28 | 51 | 88 | 174 | 0 | 310 |
| 83 Camp bell River | 8 | 14 | 40 | 100 | 162 | 0 | 302 |
| 84 Camp bell River | 10 | 23 | 56 | 130 | 219 | 2 | 378 |
| 85 Camp bell River | 7 | 11 | 44 | 124 | 186 | 0 | 290 |
| 86 Camp bell River | 8 | 9 | 50 | 129 | 196 | 2 | 327 |
| 87 Camp bell River | 3 | 13 | 17 | 83 | 116 | 0 | 182 |
| 88 Camp bell River | 6 | 11 | 39 | 86 | 142 | 0 | 217 |
| 89 Camp bell River | 5 | 14 | 25 | 57 | 101 | 0 | 147 |
| 90 Camp bell River | 3 | 14 | 26 | 107 | 150 | 0 | 218 |
| 91 Camp bell River | 6 | 8 | 38 | 133 | 185 | 0 | 317 |
| 92 Camp bell River | 8 | 14 | 30 | 88 | 140 | 0 | 253 |
| 93 Camp bell River | 1 | 16 | 38 | 93 | 148 | 0 | 177 |
| 94 Camp bell River | 7 | 12 | 40 | 112 | 171 | 0 | 256 |
| 95 Camp bell River | 5 | 26 | 43 | 138 | 212 | 0 | 308 |
| 96 Airport | 4 | 10 | 49 | 101 | 164 | 0 | 229 |
| 97 Wil low Point | 6 | 20 | 35 | 114 | 175 | 0 | 252 |
| 98 Wil low Point | 7 | 25 | 47 | 156 | 235 | 3 | 350 |
| 99 Wil low Point | 6 | 21 | 59 | 170 | 256 | 0 | 362 |
| 100 Wil low Point | 15 | 17 | 59 | 106 | 197 | 1 | 324 |
| 101 Wil low Point | 6 | 15 | 20 | 67 | 108 | 1 | 172 |
| 102 Wil low Point | 7 | 17 | 31 | 86 | 141 | 0 | 249 |
| 103 Wil low Point | 13 | 21 | 53 | 144 | 231 | 0 | 390 |
| 104 Wil low Point | 2 | 23 | 54 | 144 | 223 | 0 | 313 |
| 105 Wil low Point | 3 | 8 | 32 | 174 | 217 | 2 | 327 |
| 106 Wil low Point | 8 | 13 | 25 | 103 | 149 | 3 | 247 |
| 107 Wil low Point | 8 | 29 | 69 | 152 | 258 | 0 | 371 |
| 108 Wil low Point | 1 | 15 | 56 | 79 | 151 | 0 | 222 |
| 109 Wil low Point | 4 | 21 | 56 | 149 | 230 | 0 | 316 |
| 110 Wil low Point | 8 | 19 | 37 | 160 | 224 | 1 | 351 |
| 111 Airport | 1 | 7 | 31 | 95 | 134 | 0 | 174 |
| 112 Wil low Point | 6 | 33 | 56 | 164 | 259 | 2 | 442 |
| 113 Camp bell River | 6 | 13 | 98 | 53 | 170 | 1 | 320 |
| 114 Camp bell River | 14 | 14 | 84 | 109 | 221 | 0 | 376 |
| 115 Zeballos | 15 | 23 | 41 | 67 | 146 | 2 | 205 |
| 116 Port Eliza | 0 | 0 | 0 | 0 | 0 | 0 | 8 |
| 117 Kendrick Arm | 0 | 0 | 0 | 0 | 0 | 0 | 10 |
| 118 Tahsis | 16 | 27 | 31 | 64 | 138 | 3 | 198 |
| 119 Tahsis | 9 | 22 | 41 | 86 | 158 | 1 | 228 |
| 120 Gold River | 11 | 12 | 66 | 86 | 175 | 0 | 296 |
| 121 Gold River | 13 | 14 | 43 | 86 | 156 | 0 | 232 |
| 122 Gold River | 12 | 14 | 45 | 109 | 180 | 2 | 268 |
| 123 Strathcona *6 | - | - | - | - | - | - | 47 |
| 124 Gold River*6 | 10 | 21 | 40 | 68 | 139 | 0 | 185 |

| Voting Area (continued) | Noreen Evers BCM | Ralph Keller GP | Glenn Robertson NDP | Rod Sanderson Visser LIB | Total Valid Votes | Rejected Ballots | No. of Registered Voters |
|--|---------------------|--------------------|------------------------|-----------------------------|----------------------|---------------------|--------------------------------|
| 125 Oyster River | 5 | 19 | 27 | 76 | 127 | 1 | 177 |
| 126 Oyster River | 4 | 30 | 41 | 119 | 194 | 1 | 316 |
| 127 Oyster River | 11 | 23 | 38 | 116 | 188 | 0 | 268 |
| SubTotals | 1,022 | 2,721 | 6,137 | 13,132 | 23,012 | 80 | 32,883 |
| S. 98 Mobiles | 11 | 10 | 22 | 26 | 69 | 5 | |
| S. 99 Absentee - in ED | 45 | 72 | 102 | 310 | 529 | 3 | |
| S. 100 Absentee - out of ED | 9 | 23 | 39 | 75 | 146 | 6 | |
| S. 101 Absentee - Advance | 6 | 3 | 12 | 29 | 50 | 0 | |
| S. 104 Voting in DEO of fice | 3 | 37 | 57 | 196 | 293 | 7 | |
| S. 106 Voting by mail | 3 | 5 | 6 | 13 | 27 | 3 | |
| Grand Totals | 1,099 | 2,871 | 6,375 | 13,781 | 24,126 | 104 | 32,883 |
| % of Valid Votes | 4.56% | 11.90% | 26.42% | 57.12% | | | |

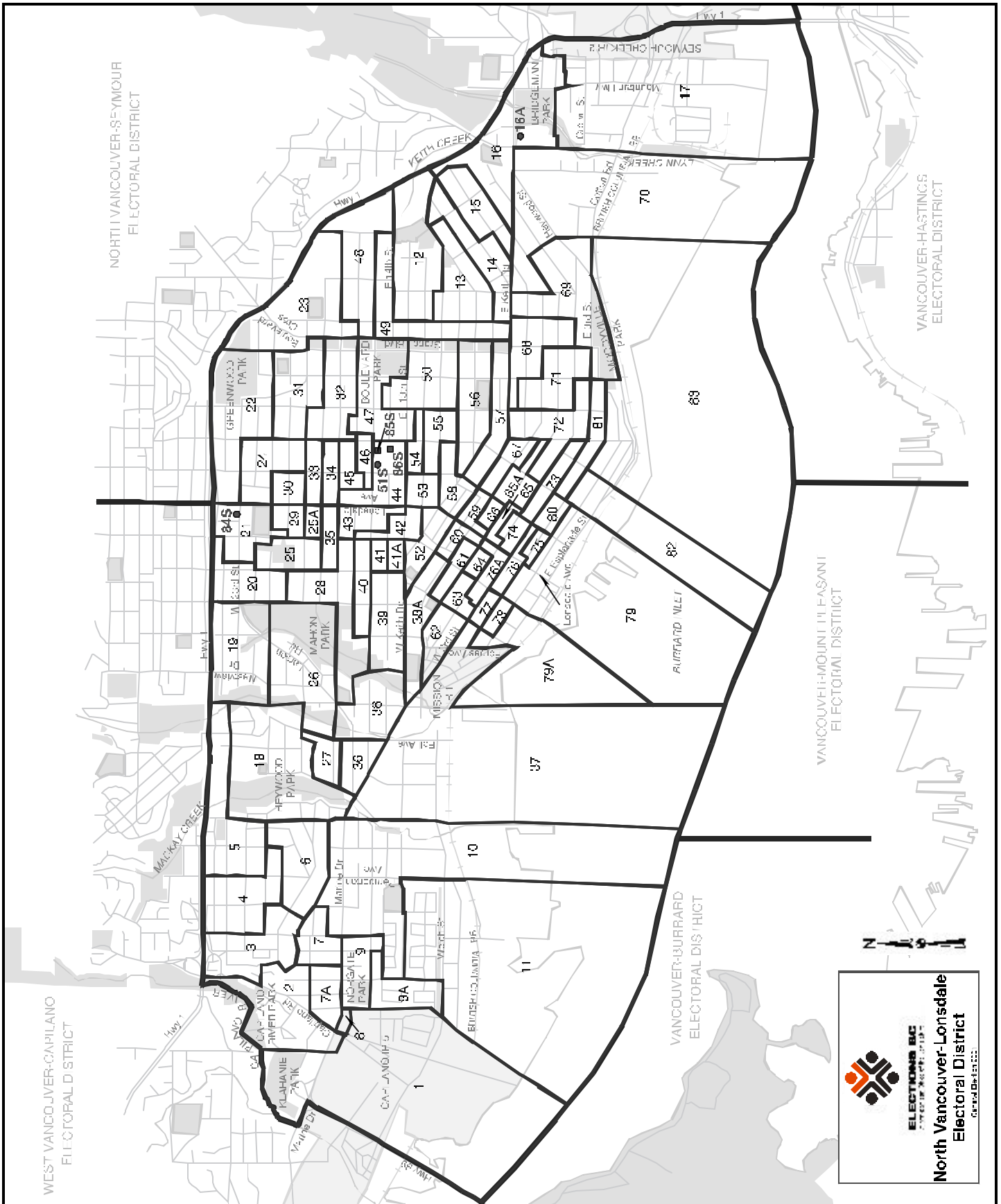
Summary:

| | | | |
|---------------------------------|---------------|--------|-------------------|
| Valid Votes - General & Advance | 23,012 | 95.38% | Total Valid Votes |
| S. 98 Mobiles | 69 | 0.29% | Total Valid Votes |
| S. 99 Absentee - in ED | 529 | 2.19% | Total Valid Votes |
| S. 100 Absentee - out of ED | 146 | 0.61% | Total Valid Votes |
| S. 101 Absentee - Advance | 50 | 0.21% | Total Valid Votes |
| S. 104 Voting in DEO of fice | 293 | 1.21% | Total Valid Votes |
| S. 106 Voting by mail | 27 | 0.11% | Total Valid Votes |
| Total Valid Votes | 24,126 | | |
| Rejected Ballots | 104 | 0.43% | Ballots Cast |
| Registered Voters Who Voted | 24,230 | 73.69% | Registered Voters |

Candidate Elected: Rod Sanderson Visser (LIB)

*1 Voting Areas 1 and 11 combined
*3 Voting Areas 26, 29 and 31 combined
*5 Voting Areas 58S and 68S combined

*2 Voting Areas 13 and 14 combined
*4 Voting Areas 36 and 51 combined
*6 Voting Areas 123 and 124 combined



| | Jonathan Xerxes Cote | Roger Kishi NDP | Terry W. Long GP | Darin Keith Neal BCM | Katherine Whittred LIB | Total Valid Votes | Rejected Ballots | No. of Registered Voters |
|--|-------------------------|-----------------------|------------------------|----------------------------|------------------------------|-------------------------|---------------------|--------------------------------|
| Advance Voting | | | | | | | | |
| Ridgeway Annex Elementary School | 2 | 43 | 65 | 4 | 280 | 394 | 0 | |
| St John's Anglican Church | 5 | 69 | 76 | 11 | 402 | 563 | 2 | |
| General Voting | | | | | | | | |
| Voting Area | | | | | | | | |
| 1 | 1 | 72 | 28 | 6 | 33 | 140 | 1 | 258 |
| 2 | 0 | 18 | 31 | 2 | 108 | 159 | 0 | 273 |
| 3 | 2 | 23 | 33 | 9 | 163 | 230 | 1 | 339 |
| 4 | 2 | 20 | 39 | 7 | 164 | 232 | 2 | 356 |
| 5 | 3 | 21 | 40 | 4 | 160 | 228 | 0 | 335 |
| 6 | 4 | 28 | 40 | 8 | 164 | 244 | 4 | 347 |
| 7 | 2 | 23 | 12 | 7 | 56 | 100 | 0 | 172 |
| 7A | 1 | 9 | 14 | 3 | 55 | 82 | 0 | 169 |
| 8 | 1 | 24 | 27 | 6 | 97 | 155 | 3 | 315 |
| 9 | 2 | 19 | 21 | 2 | 100 | 144 | 0 | 218 |
| 9A | 2 | 14 | 25 | 6 | 94 | 141 | 0 | 196 |
| 10 | 0 | 48 | 39 | 7 | 166 | 260 | 2 | 371 |
| 11 | 2 | 24 | 33 | 6 | 145 | 210 | 0 | 283 |
| 12 | 3 | 60 | 47 | 9 | 124 | 243 | 2 | 356 |
| 13 | 2 | 58 | 51 | 7 | 146 | 264 | 2 | 362 |
| 14 | 2 | 43 | 33 | 6 | 143 | 227 | 1 | 325 |
| 15 | 3 | 24 | 37 | 5 | 113 | 182 | 0 | 276 |
| 16 | 1 | 33 | 48 | 8 | 102 | 192 | 1 | 306 |
| 16A | 2 | 16 | 15 | 4 | 107 | 144 | 2 | 198 |
| 17 | 0 | 41 | 28 | 2 | 94 | 165 | 1 | 319 |
| 18 | 1 | 26 | 60 | 9 | 145 | 241 | 1 | 376 |
| 19 | 5 | 23 | 44 | 11 | 99 | 182 | 0 | 294 |
| 20 | 0 | 27 | 38 | 8 | 120 | 193 | 1 | 315 |
| 21 | 0 | 41 | 43 | 10 | 136 | 230 | 0 | 374 |
| 22 | 4 | 19 | 39 | 6 | 98 | 166 | 0 | 306 |
| 23 | 1 | 31 | 28 | 3 | 140 | 203 | 0 | 309 |
| 24 | 1 | 37 | 29 | 5 | 125 | 197 | 0 | 309 |
| 25 | 1 | 14 | 31 | 6 | 75 | 127 | 0 | 187 |
| 25A | 4 | 11 | 12 | 8 | 47 | 82 | 0 | 169 |
| 26 | 3 | 41 | 35 | 9 | 129 | 217 | 0 | 343 |
| 27 | 0 | 35 | 51 | 5 | 111 | 202 | 3 | 339 |
| 28 | 0 | 26 | 34 | 7 | 110 | 177 | 1 | 324 |
| 29 | 3 | 29 | 38 | 7 | 85 | 162 | 0 | 300 |
| 30 | 3 | 22 | 43 | 9 | 89 | 166 | 0 | 314 |
| 31 | 0 | 40 | 38 | 2 | 103 | 183 | 0 | 290 |
| 32 | 3 | 27 | 41 | 6 | 120 | 197 | 0 | 316 |
| 33 | 2 | 22 | 37 | 5 | 82 | 148 | 0 | 273 |
| 34 | 0 | 16 | 31 | 4 | 86 | 137 | 1 | 271 |
| 35 | 1 | 36 | 36 | 1 | 99 | 173 | 2 | 314 |
| 36 | 1 | 30 | 34 | 4 | 112 | 181 | 1 | 308 |
| 37 | 0 | 48 | 25 | 7 | 59 | 139 | 0 | 282 |
| 38 | 0 | 34 | 29 | 4 | 61 | 128 | 0 | 240 |
| 38A | 2 | 31 | 34 | 2 | 98 | 167 | 3 | 275 |
| 39 | 1 | 30 | 33 | 7 | 129 | 200 | 3 | 330 |
| 40 | 1 | 23 | 38 | 4 | 108 | 174 | 0 | 327 |
| 41 | 2 | 11 | 21 | 3 | 51 | 88 | 0 | 180 |
| 41A | 0 | 24 | 25 | 2 | 62 | 113 | 0 | 204 |
| 42 | 3 | 33 | 27 | 6 | 76 | 145 | 2 | 298 |
| 43 | 3 | 18 | 22 | 8 | 79 | 130 | 0 | 288 |
| 44 | 4 | 35 | 45 | 8 | 225 | 317 | 0 | 500 |
| 45 | 1 | 28 | 44 | 0 | 76 | 149 | 3 | 312 |
| 46 | 0 | 17 | 25 | 6 | 81 | 129 | 0 | 295 |
| 47 | 0 | 23 | 25 | 3 | 112 | 163 | 1 | 295 |
| 48 | 2 | 33 | 31 | 5 | 156 | 227 | 3 | 300 |
| 49 | 0 | 35 | 46 | 3 | 180 | 264 | 1 | 367 |
| 50 | 0 | 32 | 46 | 6 | 129 | 213 | 3 | 315 |
| 51S | 1 | 6 | 9 | 0 | 27 | 43 | 0 | 101 |
| 52 | 2 | 29 | 32 | 3 | 162 | 228 | 2 | 404 |
| 53 | 0 | 26 | 30 | 6 | 90 | 152 | 1 | 257 |
| 54 | 3 | 32 | 25 | 4 | 85 | 149 | 1 | 269 |
| 55 | 3 | 31 | 47 | 4 | 123 | 208 | 2 | 334 |

| Voting Area (con tin ued) | Jonathan Xerxes Cote | Roger Kishi NDP | Terry W. Long GP | Darin Keith Neal BCM | Katherine Whittred LIB | Total Valid Votes | Rejected Ballots | No. of Registered Voters |
|------------------------------|-------------------------|-----------------------|------------------------|----------------------------|------------------------------|-------------------------|---------------------|--------------------------------|
| 56 | 4 | 32 | 47 | 3 | 127 | 213 | 3 | 318 |
| 57 | 1 | 31 | 40 | 5 | 141 | 218 | 0 | 335 |
| 58 | 3 | 37 | 73 | 10 | 195 | 318 | 1 | 478 |
| 59 | 2 | 20 | 29 | 4 | 107 | 162 | 0 | 283 |
| 60 | 7 | 19 | 44 | 6 | 91 | 167 | 1 | 317 |
| 61 | 2 | 30 | 46 | 9 | 104 | 191 | 0 | 350 |
| 62 | 2 | 58 | 32 | 7 | 50 | 149 | 0 | 305 |
| 63 | 3 | 29 | 37 | 3 | 95 | 167 | 0 | 305 |
| 64 | 0 | 27 | 50 | 8 | 88 | 173 | 0 | 260 |
| 65 | 0 | 32 | 34 | 4 | 61 | 131 | 1 | 232 |
| 65A | 0 | 22 | 39 | 7 | 174 | 242 | 1 | 382 |
| 66 | 2 | 15 | 30 | 1 | 88 | 136 | 0 | 267 |
| 67 | 1 | 26 | 39 | 3 | 137 | 206 | 1 | 329 |
| 68 | 1 | 41 | 31 | 10 | 97 | 180 | 0 | 309 |
| 69 | 1 | 26 | 58 | 6 | 109 | 200 | 0 | 335 |
| 70 | 0 | 25 | 52 | 7 | 123 | 207 | 0 | 295 |
| 71 | 2 | 38 | 58 | 7 | 136 | 241 | 0 | 349 |
| 72 | 0 | 55 | 58 | 6 | 82 | 201 | 0 | 323 |
| 73 | 1 | 28 | 47 | 10 | 107 | 193 | 3 | 306 |
| 74 | 3 | 35 | 53 | 6 | 137 | 234 | 0 | 410 |
| 75 | 3 | 36 | 42 | 7 | 100 | 188 | 0 | 312 |
| 76 | 1 | 52 | 57 | 10 | 182 | 302 | 1 | 423 |
| 76A | 1 | 27 | 41 | 6 | 125 | 200 | 2 | 377 |
| 77 | 1 | 25 | 25 | 9 | 69 | 129 | 1 | 242 |
| 78 | 3 | 41 | 34 | 7 | 84 | 169 | 1 | 260 |
| 79 | 3 | 15 | 48 | 7 | 133 | 206 | 1 | 370 |
| 79A | 1 | 18 | 27 | 4 | 73 | 123 | 0 | 240 |
| 80 | 1 | 26 | 46 | 9 | 83 | 165 | 0 | 271 |
| 81 | 2 | 40 | 43 | 11 | 91 | 187 | 0 | 348 |
| 82 | 3 | 27 | 45 | 11 | 113 | 199 | 0 | 352 |
| 83 | 5 | 29 | 44 | 5 | 71 | 154 | 0 | 287 |
| 84S * 1. | - | - | - | - | - | - | - | 18 |
| 85S | 2 | 10 | 5 | 3 | 29 | 49 | 1 | 91 |
| 86S * 1. | 1 | 10 | 6 | 2 | 22 | 41 | 0 | 44 |
| SubTotals | 165 | 2,844 | 3,543 | 558 | 10,720 | 17,830 | 77 | 28,101 |
| S. 98 Mobiles | 0 | 12 | 5 | 0 | 26 | 43 | 4 | |
| S. 99 Absen tee - in ED | 7 | 99 | 186 | 41 | 330 | 663 | 57 | |
| S. 100 Absen tee - out of ED | 0 | 25 | 49 | 7 | 70 | 151 | 16 | |
| S. 101 Absen tee - Ad vance | 1 | 8 | 14 | 2 | 36 | 61 | 2 | |
| S. 104 Voting in DEO of fice | 0 | 26 | 25 | 3 | 170 | 224 | 11 | |
| S. 106 Voting by mail | 0 | 2 | 1 | 1 | 10 | 14 | 0 | |
| Grand Totals | 173 | 3,016 | 3,823 | 612 | 11,362 | 18,986 | 167 | 28,101 |
| % of Valid Votes | 0.91% | 15.89% | 20.14% | 3.22% | 59.84% | | | |

(con tin ued on next page)

Summary:

| | | | |
|---------------------------------|--------|--------|-------------------|
| Valid Votes - General & Advance | 17,830 | 93.91% | Total Valid Votes |
| S. 98 Mables | 43 | 0.23% | Total Valid Votes |
| S. 99 Absentee - in ED | 663 | 3.49% | Total Valid Votes |
| S. 100 Absentee - out of ED | 151 | 0.80% | Total Valid Votes |
| S. 101 Absentee - Advance | 61 | 0.32% | Total Valid Votes |
| S. 104 Voting in DEO of office | 224 | 1.18% | Total Valid Votes |
| S. 106 Voting by mail | 14 | 0.07% | Total Valid Votes |

Total Valid Votes 18,986

| | | | |
|-----------------------------|--------|--------|-------------------|
| Rejected Ballots | 167 | 0.88% | Ballots Cast |
| Registered Voters Who Voted | 19,153 | 68.16% | Registered Voters |

Candidate Elected: Katherine Whittred (LIB)

*1 Voting Areas 84S and 86S combined

| | Tom Dreyer BCM | Ron Gamble RP | Daniel Jarvis LIB | Evelyn Kirkaldy GP | Chris McKenzie IND | Sheila Paterson NDP | Total Valid Votes | Rejected Ballots | No. of Registered Voters |
|-----------------------------------|----------------------|---------------------|-------------------------|--------------------------|--------------------------|---------------------------|-------------------------|---------------------|--------------------------------|
| Advance Voting | | | | | | | | | |
| Karen Magnussen Recreation Centre | 19 | 24 | 951 | 146 | 6 | 119 | 1,265 | 1 | |
| General Voting | | | | | | | | | |
| Voting Area | | | | | | | | | |
| 1 | 3 | 8 | 170 | 40 | 2 | 12 | 235 | 1 | 359 |
| 2 | 4 | 6 | 189 | 33 | 3 | 16 | 251 | 0 | 389 |
| 3 | 7 | 4 | 163 | 28 | 1 | 21 | 224 | 0 | 346 |
| 4 | 4 | 6 | 162 | 45 | 0 | 21 | 238 | 2 | 328 |
| 5 | 3 | 4 | 154 | 52 | 1 | 19 | 233 | 0 | 317 |
| 6 | 4 | 10 | 138 | 43 | 2 | 27 | 224 | 0 | 324 |
| 7 | 3 | 12 | 144 | 38 | 2 | 31 | 230 | 0 | 365 |
| 8 | 5 | 9 | 162 | 32 | 2 | 30 | 240 | 0 | 350 |
| 9 | 4 | 5 | 147 | 41 | 1 | 22 | 220 | 0 | 318 |
| 10 | 6 | 2 | 81 | 33 | 1 | 12 | 135 | 0 | 199 |
| 10A | 4 | 8 | 66 | 30 | 1 | 17 | 126 | 2 | 186 |
| 11 | 4 | 5 | 136 | 41 | 1 | 35 | 222 | 0 | 306 |
| 12 | 11 | 18 | 142 | 50 | 0 | 34 | 255 | 3 | 369 |
| 13 | 4 | 7 | 138 | 47 | 5 | 41 | 242 | 1 | 368 |
| 14 | 3 | 5 | 112 | 23 | 1 | 24 | 168 | 0 | 254 |
| 14A | 2 | 4 | 135 | 17 | 1 | 21 | 180 | 0 | 300 |
| 15 | 7 | 9 | 123 | 25 | 0 | 15 | 179 | 0 | 275 |
| 16 | 0 | 8 | 182 | 34 | 2 | 19 | 245 | 0 | 340 |
| 17 | 10 | 8 | 147 | 38 | 1 | 26 | 230 | 0 | 340 |
| 18 | 5 | 9 | 130 | 45 | 1 | 18 | 208 | 0 | 321 |
| 19 | 3 | 5 | 86 | 30 | 1 | 20 | 145 | 0 | 222 |
| 20 | 3 | 10 | 202 | 66 | 1 | 40 | 322 | 0 | 381 |
| 21 | 5 | 4 | 112 | 30 | 1 | 12 | 164 | 1 | 265 |
| 22 | 13 | 5 | 130 | 46 | 1 | 35 | 230 | 0 | 345 |
| 23 | 11 | 5 | 152 | 49 | 0 | 28 | 245 | 1 | 345 |
| 24 | 3 | 11 | 112 | 37 | 7 | 36 | 206 | 1 | 339 |
| 25 | 2 | 3 | 160 | 45 | 5 | 29 | 244 | 0 | 335 |
| 26 | 3 | 1 | 141 | 71 | 3 | 21 | 240 | 0 | 330 |
| 27 | 9 | 13 | 161 | 52 | 0 | 24 | 259 | 0 | 358 |
| 28 | 2 | 2 | 115 | 46 | 5 | 34 | 204 | 0 | 342 |
| 29 | 3 | 5 | 86 | 48 | 3 | 30 | 175 | 0 | 290 |
| 30 | 2 | 2 | 151 | 30 | 1 | 25 | 211 | 1 | 297 |
| 31 | 2 | 5 | 155 | 17 | 4 | 20 | 203 | 2 | 296 |
| 32 | 7 | 4 | 131 | 29 | 4 | 25 | 200 | 0 | 356 |
| 33 | 3 | 7 | 167 | 32 | 2 | 29 | 240 | 2 | 394 |
| 34 | 3 | 9 | 105 | 24 | 1 | 19 | 161 | 0 | 287 |
| 35 | 9 | 4 | 109 | 29 | 2 | 16 | 169 | 2 | 272 |
| 36 | 3 | 6 | 85 | 21 | 1 | 14 | 130 | 0 | 195 |
| 37 | 3 | 10 | 125 | 28 | 2 | 24 | 192 | 1 | 335 |
| 38 | 0 | 6 | 79 | 31 | 1 | 25 | 142 | 0 | 233 |
| 39 | 7 | 9 | 141 | 43 | 3 | 37 | 240 | 0 | 392 |
| 40 | 5 | 8 | 137 | 58 | 1 | 20 | 229 | 0 | 321 |
| 41 | 4 | 5 | 136 | 48 | 2 | 15 | 210 | 0 | 299 |
| 42 | 2 | 6 | 109 | 26 | 3 | 13 | 159 | 0 | 267 |
| 43 | 1 | 3 | 55 | 30 | 2 | 20 | 111 | 2 | 194 |
| 44 | 4 | 6 | 94 | 54 | 1 | 35 | 194 | 2 | 305 |
| 45 | 2 | 10 | 83 | 16 | 3 | 34 | 148 | 1 | 204 |
| 46 | 1 | 12 | 155 | 34 | 2 | 17 | 221 | 2 | 329 |
| 47 | 4 | 8 | 103 | 38 | 1 | 19 | 173 | 1 | 306 |
| 48 | 3 | 5 | 161 | 40 | 2 | 15 | 226 | 0 | 342 |
| 49 | 9 | 3 | 81 | 34 | 1 | 29 | 157 | 0 | 243 |
| 49A | 7 | 1 | 56 | 17 | 0 | 19 | 100 | 0 | 142 |
| 50 | 12 | 8 | 136 | 49 | 4 | 26 | 235 | 0 | 344 |
| 51 | 1 | 7 | 173 | 43 | 6 | 7 | 237 | 1 | 336 |
| 52 | 3 | 3 | 203 | 32 | 2 | 16 | 259 | 0 | 352 |
| 53 | 2 | 10 | 227 | 50 | 3 | 32 | 324 | 0 | 484 |
| 53A | 1 | 6 | 141 | 18 | 0 | 17 | 183 | 0 | 266 |
| 53B | 0 | 0 | 102 | 6 | 2 | 11 | 121 | 1 | 157 |
| 54 | 2 | 3 | 134 | 24 | 3 | 12 | 178 | 0 | 250 |
| 55 | 1 | 4 | 184 | 25 | 2 | 17 | 233 | 0 | 323 |
| 55A | 0 | 2 | 97 | 12 | 1 | 10 | 122 | 0 | 180 |
| 56 | 5 | 11 | 130 | 57 | 1 | 33 | 237 | 3 | 386 |

| Voting Area (con tin ued) | Tom Dreyer BCM | Ron Gamble RP | Daniel Jarvis LIB | Evelyn Kirkaldy GP | Chris McKenzie IND | Sheila Paterson NDP | Total Valid Votes | Rejected Ballots | No. of Registered Voters |
|-------------------------------|----------------------|---------------------|-------------------------|--------------------------|--------------------------|---------------------------|-------------------------|---------------------|--------------------------------|
| 57 | 7 | 3 | 99 | 49 | 0 | 30 | 188 | 1 | 287 |
| 58 | 17 | 6 | 153 | 37 | 1 | 22 | 236 | 0 | 384 |
| 59 | 10 | 3 | 106 | 52 | 2 | 34 | 207 | 0 | 325 |
| 60 | 4 | 4 | 119 | 33 | 1 | 49 | 210 | 0 | 292 |
| 60A | 3 | 0 | 60 | 33 | 1 | 18 | 115 | 0 | 149 |
| 61 | 3 | 1 | 99 | 29 | 2 | 26 | 160 | 1 | 243 |
| 62 | 2 | 5 | 184 | 41 | 1 | 30 | 263 | 0 | 361 |
| 63 | 5 | 8 | 124 | 24 | 1 | 29 | 191 | 0 | 334 |
| 64 | 7 | 3 | 158 | 28 | 1 | 19 | 216 | 0 | 262 |
| 64A | 1 | 1 | 166 | 10 | 1 | 5 | 184 | 0 | 277 |
| 65 | 4 | 6 | 151 | 30 | 2 | 23 | 216 | 0 | 301 |
| 66 | 3 | 8 | 171 | 32 | 4 | 22 | 240 | 0 | 342 |
| 67 | 7 | 2 | 120 | 42 | 0 | 15 | 186 | 0 | 285 |
| 68 | 3 | 3 | 162 | 48 | 0 | 18 | 234 | 0 | 301 |
| 69 | 4 | 7 | 96 | 33 | 1 | 37 | 178 | 0 | 253 |
| 70 | 6 | 5 | 186 | 36 | 5 | 20 | 258 | 0 | 338 |
| 71 | 2 | 2 | 138 | 31 | 2 | 21 | 196 | 1 | 324 |
| 72 | 1 | 2 | 179 | 37 | 0 | 29 | 248 | 0 | 340 |
| 73 | 7 | 3 | 161 | 40 | 1 | 24 | 236 | 0 | 347 |
| 74 | 2 | 2 | 117 | 17 | 1 | 24 | 163 | 0 | 241 |
| 74A | 6 | 3 | 122 | 16 | 1 | 14 | 162 | 0 | 240 |
| 75 | 1 | 8 | 135 | 23 | 3 | 13 | 183 | 0 | 286 |
| 76 | 4 | 8 | 108 | 32 | 3 | 16 | 171 | 1 | 311 |
| 77 | 1 | 2 | 91 | 22 | 2 | 17 | 135 | 0 | 199 |
| 78 | 11 | 8 | 193 | 50 | 0 | 25 | 287 | 0 | 419 |
| 78A | 0 | 3 | 72 | 10 | 1 | 14 | 100 | 0 | 150 |
| 79 | 11 | 9 | 125 | 39 | 0 | 49 | 233 | 1 | 351 |
| 80 | 9 | 4 | 95 | 44 | 3 | 30 | 185 | 0 | 293 |
| 81 | 11 | 10 | 95 | 56 | 2 | 32 | 206 | 0 | 286 |
| 82 | 14 | 7 | 74 | 39 | 2 | 35 | 171 | 0 | 287 |
| 83 | 7 | 4 | 48 | 32 | 0 | 19 | 110 | 0 | 159 |
| 83A | 3 | 2 | 30 | 17 | 1 | 11 | 64 | 1 | 109 |
| 84 | 2 | 11 | 142 | 31 | 0 | 18 | 204 | 0 | 325 |
| 85 | 5 | 12 | 166 | 25 | 3 | 16 | 227 | 0 | 334 |
| 86 | 2 | 3 | 146 | 25 | 5 | 16 | 197 | 1 | 337 |
| 87 | 8 | 8 | 122 | 34 | 3 | 29 | 204 | 0 | 294 |
| 88 | 2 | 6 | 195 | 36 | 2 | 18 | 259 | 1 | 385 |
| 89 | 10 | 12 | 116 | 42 | 1 | 22 | 203 | 2 | 324 |
| 90 | 3 | 3 | 156 | 32 | 1 | 24 | 219 | 0 | 331 |
| 91 | 8 | 8 | 134 | 41 | 0 | 22 | 213 | 0 | 295 |
| 92 | 7 | 6 | 148 | 36 | 3 | 26 | 226 | 2 | 331 |
| 93 | 8 | 9 | 155 | 43 | 2 | 16 | 233 | 0 | 370 |
| 94 | 7 | 6 | 95 | 25 | 5 | 31 | 169 | 0 | 277 |
| 94A | 7 | 7 | 184 | 58 | 3 | 54 | 313 | 0 | 530 |
| 95S | 1 | 3 | 26 | 1 | 2 | 13 | 46 | 0 | 68 |
| 96S | 2 | 3 | 24 | 2 | 1 | 12 | 44 | 0 | 129 |
| 97S | 1 | 2 | 24 | 4 | 4 | 13 | 48 | 1 | 155 |
| SubTotals | 526 | 659 | 14,944 | 3,893 | 204 | 2,640 | 22,866 | 47 | 32,554 |
| S. 98 Mobiles | 0 | 1 | 18 | 5 | 1 | 5 | 30 | 3 | |
| S. 99 Ab sen tee - in ED | 33 | 11 | 256 | 142 | 3 | 42 | 487 | 4 | |
| S. 100 Ab sen tee - out of ED | 7 | 6 | 103 | 53 | 0 | 27 | 196 | 32 | |
| S. 101 Ab sen tee - Ad vance | 0 | 2 | 31 | 8 | 0 | 5 | 46 | 3 | |
| S. 104 Voting in DEO of fice | 2 | 4 | 210 | 24 | 1 | 32 | 273 | 5 | |
| S. 106 Voting by mail | 0 | 0 | 6 | 2 | 0 | 0 | 8 | 0 | |
| Grand Totals | 568 | 683 | 15,568 | 4,127 | 209 | 2,751 | 23,906 | 94 | 32,554 |
| % of Valid Votes | 2.38% | 2.86% | 65.12% | 17.26% | 0.87% | 11.51% | | | |

(con tin ued on next page)

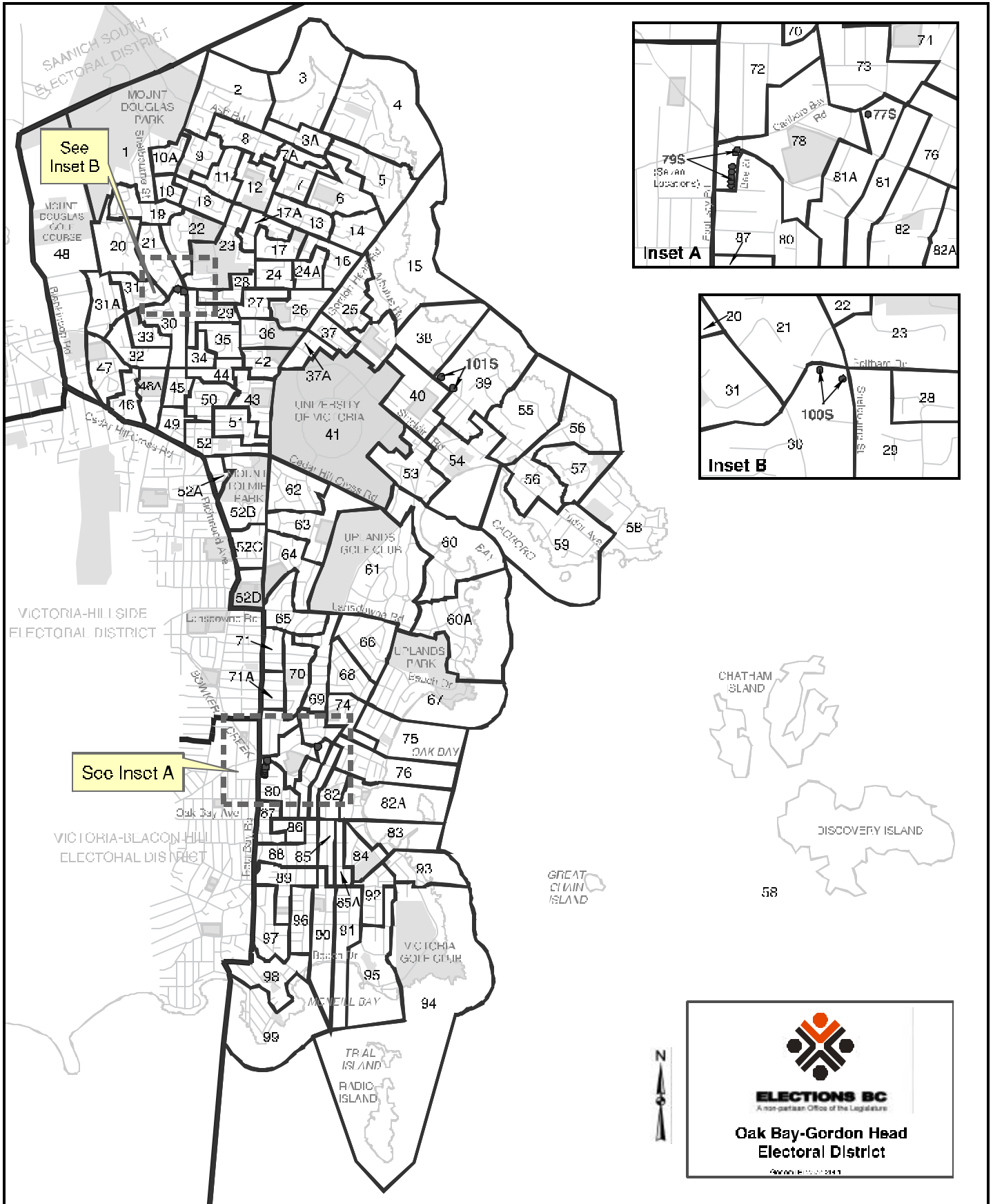
Summary:

| | | | |
|-----------------------------------|--------|--------|--------------------|
| Valid Votes - Gen eral & Ad vance | 22,866 | 95.65% | To tal Valid Votes |
| S. 98 Mobiles | 30 | 0.13% | To tal Valid Votes |
| S. 99 Ab sen tee - in ED | 487 | 2.04% | To tal Valid Votes |
| S. 100 Ab sen tee - out of ED | 196 | 0.82% | To tal Valid Votes |
| S. 101 Ab sen tee - Ad vance | 46 | 0.19% | To tal Valid Votes |
| S. 104 Voting in DEO of fice | 273 | 1.14% | To tal Valid Votes |
| S. 106 Voting by mail | 8 | 0.03% | To tal Valid Votes |

To tal Valid Votes 23,906

| | | | |
|-------------------------------|--------|--------|---------------------|
| Rejected Ballots | 94 | 0.39% | Bal lots Cast |
| Reg is tered Voters Who Voted | 24,000 | 73.72% | Reg is tered Voters |

Candidate Elected: Dan iel Jarvis (LIB)



| | Charley Beresford NDP | Ida Chong LIB | Christin Geall GP | Michael "Mik" Mann BCM | Total Valid Votes | Rejected Ballots | No. of Registered Voters |
|-----------------------------------|-----------------------------|---------------------|-------------------------|------------------------------|-------------------------|---------------------|--------------------------------|
| Advance Voting | | | | | | | |
| Emmanuel Baptist Church | 199 | 807 | 134 | 15 | 1,155 | 3 | |
| Oak Bay United Church | 142 | 402 | 110 | 6 | 660 | 0 | |
| General Voting | | | | | | | |
| Voting Area | | | | | | | |
| 1 | 70 | 112 | 37 | 5 | 224 | 0 | 342 |
| 2 | 45 | 127 | 67 | 11 | 250 | 0 | 377 |
| 3 | 19 | 72 | 23 | 0 | 114 | 0 | 175 |
| 3A | 32 | 88 | 25 | 2 | 147 | 0 | 198 |
| 4 | 40 | 171 | 38 | 4 | 253 | 0 | 348 |
| 5 | 42 | 166 | 33 | 3 | 244 | 1 | 357 |
| 6 | 54 | 177 | 31 | 2 | 264 | 0 | 341 |
| 7 | 47 | 124 | 9 | 4 | 184 | 0 | 263 |
| 7A | 30 | 68 | 24 | 1 | 123 | 0 | 191 |
| 8 | 73 | 143 | 45 | 4 | 265 | 2 | 375 |
| 9 | 64 | 107 | 36 | 6 | 213 | 1 | 337 |
| 10 | 25 | 54 | 13 | 1 | 93 | 0 | 160 |
| 10A | 31 | 105 | 32 | 1 | 169 | 1 | 228 |
| 11 | 51 | 142 | 29 | 4 | 226 | 1 | 320 |
| 12 | 51 | 125 | 28 | 2 | 206 | 0 | 283 |
| 13 | 51 | 143 | 40 | 3 | 237 | 1 | 324 |
| 14 | 36 | 143 | 24 | 2 | 205 | 0 | 276 |
| 15 | 37 | 164 | 36 | 6 | 243 | 0 | 343 |
| 16 | 48 | 86 | 29 | 2 | 165 | 0 | 253 |
| 17 | 51 | 81 | 17 | 3 | 152 | 0 | 222 |
| 17A | 19 | 58 | 10 | 2 | 89 | 0 | 166 |
| 18 | 60 | 129 | 37 | 6 | 232 | 1 | 321 |
| 19 | 47 | 153 | 52 | 3 | 255 | 0 | 369 |
| 20 | 49 | 145 | 48 | 4 | 246 | 0 | 348 |
| 21 | 56 | 132 | 30 | 2 | 220 | 0 | 322 |
| 22 | 55 | 128 | 33 | 3 | 219 | 0 | 350 |
| 23 | 59 | 123 | 31 | 1 | 214 | 0 | 329 |
| 24 | 36 | 86 | 23 | 1 | 146 | 0 | 208 |
| 24A | 20 | 70 | 17 | 2 | 109 | 1 | 171 |
| 25 | 47 | 117 | 42 | 3 | 209 | 0 | 337 |
| 26 | 61 | 133 | 28 | 3 | 225 | 0 | 350 |
| 27 | 59 | 78 | 40 | 4 | 181 | 0 | 326 |
| 28 | 34 | 66 | 24 | 3 | 127 | 1 | 328 |
| 29 | 46 | 100 | 38 | 4 | 188 | 1 | 289 |
| 30 | 34 | 125 | 26 | 2 | 187 | 1 | 261 |
| 31 | 32 | 84 | 27 | 1 | 144 | 0 | 210 |
| 31A | 41 | 103 | 24 | 2 | 170 | 1 | 236 |
| 32 | 71 | 125 | 49 | 4 | 249 | 4 | 360 |
| 33 | 34 | 71 | 38 | 3 | 146 | 0 | 212 |
| 34 | 34 | 67 | 7 | 0 | 108 | 0 | 279 |
| 35 | 53 | 98 | 34 | 8 | 193 | 0 | 321 |
| 36 | 59 | 72 | 33 | 4 | 168 | 2 | 306 |
| 37 | 41 | 102 | 14 | 2 | 159 | 2 | 228 |
| 37A | 37 | 50 | 16 | 3 | 106 | 0 | 181 |
| 38 | 53 | 143 | 47 | 5 | 248 | 0 | 365 |
| 39 | 56 | 161 | 54 | 5 | 276 | 0 | 382 |
| 40 | 69 | 99 | 51 | 2 | 221 | 0 | 294 |
| 41 | 56 | 24 | 60 | 4 | 144 | 0 | 321 |
| 42 | 58 | 95 | 30 | 10 | 193 | 0 | 310 |
| 43 | 61 | 98 | 47 | 3 | 209 | 1 | 315 |
| 44 | 42 | 69 | 34 | 7 | 152 | 1 | 299 |
| 45 | 60 | 95 | 34 | 3 | 192 | 0 | 312 |
| 46 | 28 | 92 | 24 | 0 | 144 | 2 | 197 |
| 46A | 38 | 61 | 25 | 3 | 127 | 0 | 190 |
| 47 | 44 | 82 | 34 | 4 | 164 | 1 | 251 |
| 48 | 79 | 128 | 50 | 1 | 258 | 0 | 378 |
| 49 | 43 | 72 | 32 | 4 | 151 | 2 | 312 |
| 50 | 62 | 116 | 34 | 5 | 217 | 0 | 311 |
| 51 | 79 | 99 | 59 | 8 | 245 | 0 | 334 |
| 52 | 60 | 105 | 39 | 7 | 211 | 2 | 331 |
| 52A | 64 | 110 | 37 | 6 | 217 | 0 | 345 |

| Voting Area (continued) | Charley Beresford NDP | Ida Chong LIB | Christin Geall GP | Michael "Mik" Mann BCM | Total Valid Votes | Rejected Ballots | No. of Registered Voters |
|-------------------------|--------------------------|------------------|----------------------|------------------------------|-------------------------|---------------------|--------------------------------|
| 52B | 43 | 99 | 44 | 3 | 189 | 0 | 320 |
| 52C | 43 | 78 | 20 | 0 | 141 | 0 | 196 |
| 52D | 13 | 21 | 5 | 0 | 39 | 0 | 58 |
| 53 | 39 | 123 | 40 | 1 | 203 | 0 | 300 |
| 54 | 43 | 134 | 71 | 6 | 254 | 1 | 360 |
| 55 | 47 | 102 | 49 | 5 | 203 | 0 | 270 |
| 56 | 35 | 123 | 41 | 2 | 201 | 1 | 279 |
| 57 | 12 | 177 | 28 | 1 | 218 | 0 | 306 |
| 58 | 32 | 126 | 35 | 1 | 194 | 0 | 280 |
| 59 | 29 | 128 | 27 | 2 | 186 | 0 | 299 |
| 60 | 13 | 107 | 4 | 2 | 126 | 2 | 194 |
| 60A | 4 | 87 | 14 | 2 | 107 | 0 | 195 |
| 61 | 21 | 189 | 29 | 2 | 241 | 0 | 344 |
| 62 | 35 | 169 | 40 | 3 | 247 | 0 | 335 |
| 63 | 43 | 175 | 28 | 1 | 247 | 0 | 324 |
| 64 | 31 | 150 | 29 | 2 | 212 | 0 | 314 |
| 65 | 41 | 155 | 39 | 2 | 237 | 0 | 335 |
| 66 | 29 | 184 | 47 | 1 | 261 | 1 | 366 |
| 67 | 50 | 138 | 29 | 2 | 219 | 2 | 326 |
| 68 | 54 | 139 | 52 | 3 | 248 | 0 | 362 |
| 69 | 57 | 143 | 51 | 0 | 251 | 0 | 346 |
| 70 | 67 | 105 | 55 | 3 | 230 | 0 | 332 |
| 71 | 26 | 62 | 20 | 1 | 109 | 0 | 176 |
| 71A | 36 | 62 | 33 | 3 | 134 | 0 | 206 |
| 72 | 71 | 95 | 50 | 2 | 218 | 1 | 336 |
| 73 | 59 | 88 | 51 | 7 | 205 | 0 | 331 |
| 74 | 47 | 98 | 50 | 5 | 200 | 2 | 288 |
| 75 | 40 | 104 | 35 | 6 | 185 | 0 | 284 |
| 76 | 41 | 151 | 53 | 5 | 250 | 0 | 331 |
| 77S | 48 | 79 | 19 | 5 | 151 | 1 | 284 |
| 78 | 40 | 59 | 52 | 6 | 157 | 0 | 281 |
| 79S | 40 | 33 | 15 | 0 | 88 | 0 | 181 |
| 80 | 70 | 89 | 44 | 5 | 208 | 1 | 365 |
| 81 | 40 | 53 | 24 | 1 | 118 | 0 | 191 |
| 81A | 32 | 74 | 36 | 2 | 144 | 0 | 199 |
| 82 | 23 | 75 | 24 | 2 | 124 | 0 | 206 |
| 82A | 26 | 76 | 12 | 0 | 114 | 0 | 169 |
| 83 | 36 | 148 | 24 | 0 | 208 | 1 | 323 |
| 84 | 57 | 110 | 44 | 2 | 213 | 0 | 342 |
| 85 | 29 | 106 | 35 | 2 | 172 | 0 | 251 |
| 85A | 21 | 55 | 17 | 0 | 93 | 0 | 144 |
| 86 | 42 | 131 | 45 | 1 | 219 | 0 | 334 |
| 87 | 59 | 81 | 57 | 5 | 202 | 0 | 355 |
| 88 | 60 | 104 | 57 | 6 | 227 | 1 | 326 |
| 89 | 66 | 121 | 46 | 2 | 235 | 0 | 349 |
| 90 | 68 | 123 | 57 | 10 | 258 | 1 | 355 |
| 91 | 53 | 128 | 79 | 2 | 262 | 0 | 362 |
| 92 | 45 | 95 | 77 | 0 | 217 | 0 | 312 |
| 93 | 30 | 96 | 33 | 3 | 162 | 0 | 261 |
| 94 | 24 | 136 | 23 | 0 | 183 | 1 | 285 |
| 95 | 27 | 148 | 61 | 0 | 236 | 0 | 342 |
| 96 | 64 | 105 | 52 | 4 | 225 | 0 | 323 |
| 97 | 39 | 144 | 37 | 2 | 222 | 1 | 330 |
| 98 | 20 | 155 | 41 | 3 | 219 | 0 | 327 |
| 99 | 59 | 96 | 26 | 4 | 185 | 1 | 271 |
| 100S | 33 | 93 | 11 | 3 | 140 | 0 | 155 |
| 101S | 0 | 0 | 0 | 0 | 0 | 0 | 33 |
| SubTotals | 5,526 | 13,896 | 4,389 | 377 | 24,188 | 51 | 33,817 |

(continued on next page)

Oak Bay-Gordon Head Electoral District
Voting Results

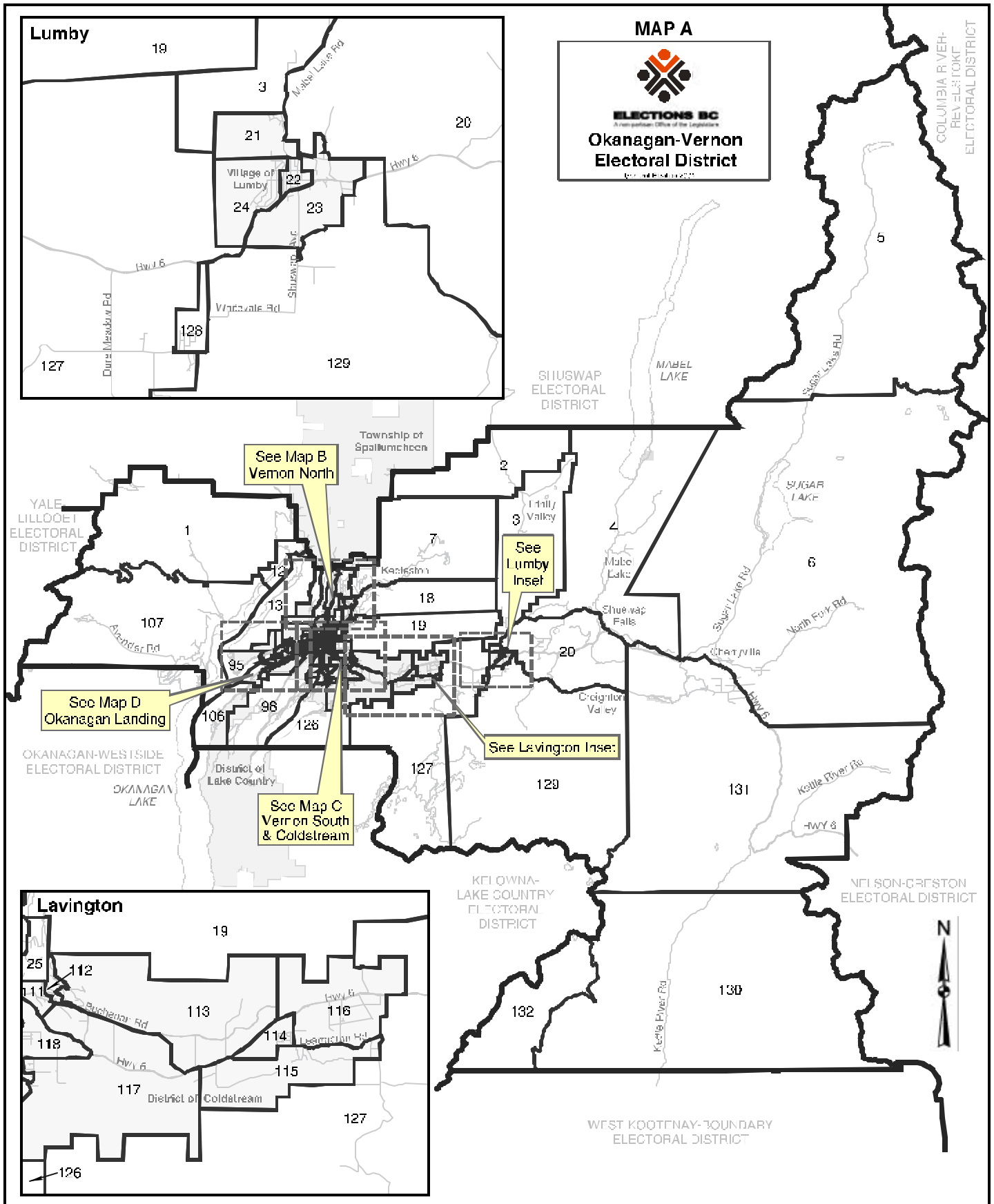
Statement of Votes
 Elections British Columbia

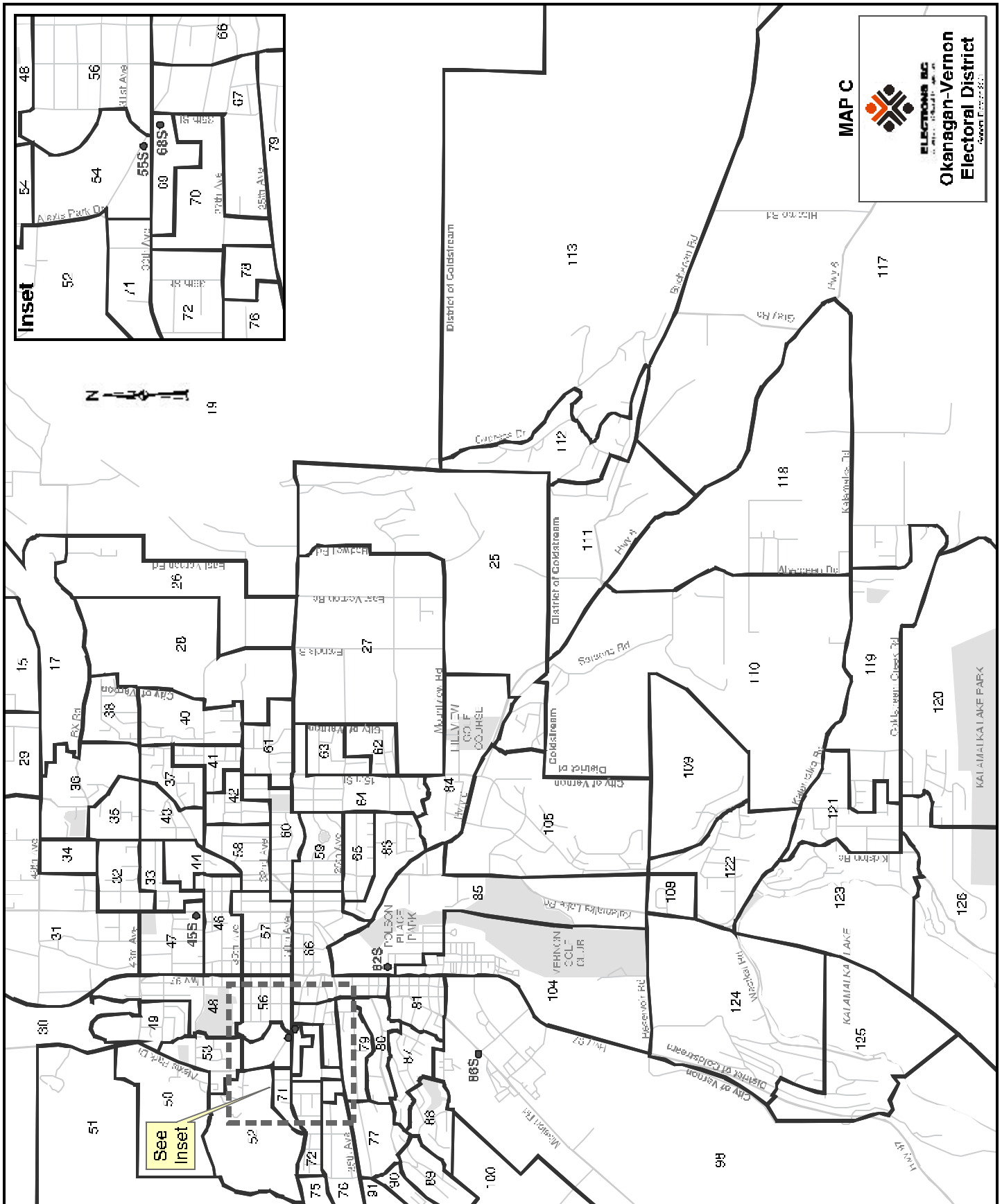
| Voting Area (continued) | Charley Beresford NDP | Ida Chong LIB | Christin Geall GP | Michael "Mik" Mann BCM | Total Valid Votes | Rejected Ballots | No. of Registered Voters |
|--|--------------------------|------------------|----------------------|---------------------------|----------------------|---------------------|--------------------------------|
| S. 98 Mobiles | 56 | 132 | 19 | 1 | 208 | 1 | |
| S. 99 Absentee - in ED | 89 | 160 | 125 | 14 | 388 | 5 | |
| S. 100 Absentee - out of ED | 25 | 70 | 56 | 11 | 162 | 22 | |
| S. 101 Absentee - Advance | 3 | 13 | 6 | 1 | 23 | 1 | |
| S. 104 Voting in DEO of office | 80 | 286 | 65 | 6 | 437 | 11 | |
| S. 106 Voting by mail | 10 | 31 | 6 | 1 | 48 | 2 | |
| Grand Totals | 5,789 | 14,588 | 4,666 | 411 | 25,454 | 93 | 33,817 |
| % of Valid Votes | 22.74 % | 57.31 % | 18.33 % | 1.62 % | | | |

Summary:

| | | | |
|---------------------------------|---------------|---------|-------------------|
| Valid Votes - General & Advance | 24,188 | 95.03 % | Total Valid Votes |
| S. 98 Mobiles | 208 | 0.82 % | Total Valid Votes |
| S. 99 Absentee - in ED | 388 | 1.52 % | Total Valid Votes |
| S. 100 Absentee - out of ED | 162 | 0.64 % | Total Valid Votes |
| S. 101 Absentee - Advance | 23 | 0.08 % | Total Valid Votes |
| S. 104 Voting in DEO of office | 437 | 1.72 % | Total Valid Votes |
| S. 106 Voting by mail | 48 | 0.19 % | Total Valid Votes |
| Total Valid Votes | 25,454 | | |
| Rejected Ballots | 93 | 0.37 % | Ballots Cast |
| Registered Voters Who Voted | 25,547 | 75.54 % | Registered Voters |

Candidate Elected: Ida Chong (LIB)





| | Tom Christensen LIB | Kathleen (N.O.) Daniels | Andrew N. Hokhold BCPA | Michael Jones BCM | Doug MacDonald UPBC | Erin Nelson GP | Troy Sebastian NDP | Herb Wong IND | Total Valid Votes | Rejected Ballots | No. of Registered Voters |
|------------------------------------|---------------------------|----------------------------|------------------------------|-------------------------|---------------------------|----------------------|--------------------------|---------------------|-------------------------|---------------------|--------------------------------|
| Advance Voting | | | | | | | | | | | |
| Lumby | 75 | 1 | 1 | 8 | 47 | 11 | 16 | 0 | 159 | 0 | |
| Vernon | 1,498 | 11 | 6 | 27 | 284 | 170 | 342 | 45 | 2,383 | 8 | |
| General Voting | | | | | | | | | | | |
| Voting Area | | | | | | | | | | | |
| 1 Head of the Lake *1 | - | - | - | - | - | - | - | - | - | - | 35 |
| 2 Trinity Valley *2 | - | - | - | - | - | - | - | - | - | - | 20 |
| 3 Lumby *2 | 109 | 1 | 1 | 9 | 34 | 15 | 25 | 3 | 197 | 0 | 289 |
| 4 Mabel Lake | 69 | 0 | 0 | 6 | 21 | 11 | 20 | 5 | 132 | 0 | 236 |
| 5 Sugar Lake *3 | - | - | - | - | - | - | - | - | - | - | 0 |
| 6 Mabel Lake *3 | 73 | 0 | 0 | 11 | 28 | 29 | 37 | 5 | 183 | 0 | 293 |
| 7 Silver Star | 105 | 1 | 1 | 10 | 21 | 50 | 29 | 0 | 217 | 0 | 380 |
| 8 Spallumcheen-Larkin *4 | - | - | - | - | - | - | - | - | - | - | 11 |
| 9 Bx *4 | 142 | 1 | 2 | 8 | 33 | 31 | 30 | 4 | 251 | 0 | 374 |
| 10 Bx | 64 | 2 | 1 | 5 | 21 | 16 | 22 | 8 | 139 | 0 | 281 |
| 11 Vernon NW | 94 | 3 | 1 | 4 | 22 | 24 | 38 | 3 | 189 | 0 | 319 |
| 12 Head of the Lake *1 | 130 | 1 | 0 | 6 | 19 | 23 | 92 | 6 | 277 | 0 | 454 |
| 13 Head of the Lake | 164 | 0 | 0 | 9 | 36 | 24 | 56 | 4 | 293 | 0 | 378 |
| 14 Bx | 102 | 0 | 0 | 7 | 16 | 12 | 22 | 2 | 161 | 0 | 257 |
| 15 Bx | 102 | 0 | 0 | 6 | 18 | 29 | 17 | 2 | 174 | 0 | 271 |
| 16 Bx | 90 | 1 | 0 | 6 | 36 | 15 | 21 | 1 | 170 | 0 | 303 |
| 17 Bx | 117 | 0 | 0 | 3 | 24 | 13 | 24 | 1 | 182 | 0 | 306 |
| 18 Bx | 111 | 0 | 0 | 11 | 26 | 23 | 34 | 2 | 207 | 1 | 344 |
| 19 Bx | 107 | 0 | 4 | 2 | 13 | 13 | 36 | 3 | 178 | 0 | 301 |
| 20 Lumby | 124 | 1 | 3 | 18 | 53 | 16 | 22 | 8 | 245 | 0 | 367 |
| 21 Lumby | 59 | 3 | 0 | 11 | 31 | 12 | 20 | 1 | 137 | 1 | 240 |
| 22 Lumby | 53 | 0 | 0 | 7 | 17 | 10 | 10 | 3 | 100 | 1 | 196 |
| 23 Lumby | 41 | 0 | 0 | 7 | 21 | 9 | 23 | 3 | 104 | 1 | 197 |
| 24 Lumby | 95 | 0 | 1 | 15 | 48 | 16 | 28 | 2 | 205 | 2 | 305 |
| 25 Vernon SE | 84 | 1 | 0 | 8 | 27 | 17 | 29 | 3 | 169 | 1 | 283 |
| 26 Vernon NE *5 | 61 | 0 | 0 | 2 | 14 | 19 | 14 | 0 | 110 | 0 | 147 |
| 27 Vernon SE | 77 | 0 | 0 | 8 | 20 | 21 | 29 | 3 | 158 | 0 | 268 |
| 28 Vernon NE *5 | - | - | - | - | - | - | - | - | - | - | 43 |
| 29 Bx | 109 | 0 | 0 | 2 | 31 | 17 | 34 | 4 | 197 | 1 | 307 |
| 30 Swan Lake W. | 36 | 1 | 0 | 4 | 12 | 6 | 16 | 2 | 77 | 0 | 142 |
| 31 Vernon NE | 103 | 1 | 0 | 4 | 17 | 15 | 15 | 4 | 159 | 1 | 319 |
| 32 Vernon NE | 91 | 1 | 0 | 9 | 40 | 8 | 36 | 5 | 190 | 0 | 322 |
| 33 Vernon NE | 65 | 3 | 1 | 13 | 15 | 7 | 31 | 3 | 138 | 0 | 261 |
| 34 Vernon NE | 36 | 0 | 0 | 0 | 13 | 9 | 14 | 3 | 75 | 0 | 133 |
| 35 Vernon NE | 84 | 1 | 0 | 1 | 25 | 9 | 9 | 9 | 138 | 1 | 230 |
| 36 Vernon NE | 100 | 4 | 0 | 5 | 27 | 17 | 21 | 4 | 178 | 1 | 279 |
| 37 Vernon NE | 141 | 2 | 0 | 2 | 14 | 19 | 26 | 4 | 208 | 0 | 338 |
| 38 Vernon NE | 143 | 1 | 0 | 1 | 26 | 8 | 20 | 1 | 200 | 2 | 333 |
| 39 Bx | 151 | 2 | 1 | 3 | 29 | 17 | 20 | 2 | 225 | 0 | 325 |
| 40 Vernon NE | 154 | 2 | 1 | 8 | 19 | 25 | 31 | 3 | 243 | 1 | 371 |
| 41 Vernon NE | 86 | 0 | 0 | 7 | 22 | 9 | 24 | 4 | 152 | 0 | 270 |
| 42 Vernon NE | 67 | 2 | 0 | 6 | 19 | 14 | 18 | 6 | 132 | 0 | 233 |
| 43 Vernon NE | 69 | 0 | 0 | 9 | 30 | 13 | 31 | 2 | 154 | 2 | 306 |
| 44 Vernon NE | 80 | 2 | 0 | 2 | 16 | 10 | 25 | 11 | 146 | 0 | 288 |
| 45S Vernon NE *6 | - | - | - | - | - | - | - | - | - | - | 37 |
| 46 Vernon NE | 67 | 5 | 2 | 10 | 19 | 24 | 15 | 0 | 142 | 0 | 302 |
| 47 Vernon NE | 42 | 0 | 1 | 13 | 21 | 7 | 17 | 5 | 106 | 0 | 255 |
| 48 Vernon NW | 63 | 0 | 0 | 7 | 24 | 22 | 23 | 4 | 143 | 0 | 245 |
| 49 Vernon NW | 70 | 1 | 0 | 8 | 13 | 16 | 21 | 2 | 131 | 1 | 231 |
| 50 Vernon NW | 89 | 0 | 0 | 6 | 23 | 18 | 25 | 3 | 164 | 1 | 332 |
| 51 Vernon NW | 143 | 1 | 2 | 4 | 44 | 25 | 20 | 2 | 241 | 0 | 394 |
| 52 Vernon NW | 72 | 3 | 0 | 6 | 17 | 12 | 36 | 1 | 147 | 0 | 290 |
| 53 Vernon NW | 77 | 3 | 0 | 2 | 24 | 14 | 35 | 4 | 159 | 0 | 262 |
| 54 Vernon NW | 117 | 3 | 0 | 2 | 24 | 15 | 38 | 7 | 206 | 1 | 464 |
| 55S Vernon NW *6 | - | - | - | - | - | - | - | - | - | - | 42 |
| 56 Vernon NW | 74 | 2 | 1 | 9 | 18 | 12 | 42 | 4 | 162 | 1 | 320 |
| 57 Vernon NE | 35 | 1 | 0 | 5 | 8 | 11 | 13 | 3 | 76 | 0 | 160 |
| 58 Vernon NE | 72 | 4 | 0 | 11 | 21 | 14 | 37 | 2 | 161 | 1 | 313 |
| 59 Vernon SE | 112 | 3 | 0 | 6 | 18 | 27 | 23 | 7 | 196 | 0 | 298 |
| 60 Vernon NE | 105 | 4 | 0 | 10 | 14 | 17 | 29 | 8 | 187 | 1 | 294 |
| 61 Vernon NE | 123 | 0 | 0 | 7 | 28 | 18 | 28 | 11 | 215 | 1 | 386 |

**Okanagan-Vernon Electoral District
Voting Results**

Statement of Votes
Elections British Columbia

| Voting Area (continued) | Tom Christensen LIB | Kathleen (N.O.) Daniels | Andrew N. Hokhold BCPA | Michael Jones BCM | Doug MacDonald UPBC | Erin Nelson GP | Troy Sebastian NDP | Herb Wong IND | Total Valid Votes | Rejected Ballots | No. of Registered Voters |
|--------------------------------|------------------------|----------------------------|------------------------------|-------------------------|---------------------------|----------------------|--------------------------|---------------------|-------------------------|---------------------|--------------------------------|
| 62 Vernon SE | 103 | 2 | 1 | 4 | 24 | 15 | 36 | 2 | 187 | 2 | 292 |
| 63 Vernon SE | 99 | 0 | 0 | 7 | 19 | 13 | 28 | 6 | 172 | 0 | 260 |
| 64 Vernon SE | 116 | 1 | 0 | 14 | 38 | 10 | 30 | 4 | 213 | 0 | 341 |
| 65 Vernon SE | 90 | 3 | 0 | 2 | 20 | 13 | 39 | 6 | 173 | 1 | 270 |
| 66 Vernon SE | 67 | 0 | 0 | 13 | 20 | 20 | 30 | 5 | 155 | 2 | 395 |
| 67 Vernon SW | 84 | 3 | 0 | 4 | 16 | 14 | 21 | 7 | 149 | 0 | 274 |
| 68S Vernon SW *6 | - | - | - | - | - | - | - | - | - | - | 56 |
| 69 Vernon SW | 42 | 0 | 0 | 0 | 20 | 8 | 17 | 1 | 88 | 1 | 238 |
| 70 Vernon SW | 73 | 0 | 2 | 4 | 19 | 11 | 21 | 1 | 131 | 1 | 241 |
| 71 Vernon SW | 57 | 4 | 0 | 7 | 12 | 6 | 12 | 3 | 101 | 0 | 182 |
| 72 Vernon SW | 56 | 1 | 1 | 7 | 20 | 8 | 18 | 3 | 114 | 0 | 213 |
| 73 Okanagan Landing | 99 | 0 | 1 | 19 | 17 | 16 | 25 | 11 | 188 | 0 | 280 |
| 74 Vernon SW | 87 | 1 | 1 | 11 | 28 | 16 | 24 | 8 | 176 | 0 | 270 |
| 75 Vernon SW | 88 | 0 | 0 | 12 | 15 | 9 | 34 | 6 | 164 | 0 | 334 |
| 76 Vernon SW | 46 | 1 | 0 | 2 | 9 | 8 | 13 | 1 | 80 | 0 | 143 |
| 77 Vernon SW | 50 | 1 | 0 | 2 | 12 | 13 | 14 | 0 | 92 | 0 | 240 |
| 78 Vernon SW | 74 | 0 | 1 | 2 | 33 | 11 | 38 | 4 | 163 | 0 | 330 |
| 79 Vernon SW | 58 | 0 | 2 | 14 | 24 | 13 | 23 | 3 | 137 | 1 | 287 |
| 80 Vernon SW | 71 | 1 | 1 | 8 | 19 | 15 | 21 | 3 | 139 | 1 | 266 |
| 81 Vernon SW | 70 | 0 | 2 | 7 | 12 | 17 | 30 | 3 | 141 | 0 | 248 |
| 82S Vernon SW | 19 | 1 | 0 | 1 | 2 | 2 | 4 | 2 | 31 | 0 | 55 |
| 83 Vernon SE | 89 | 0 | 0 | 2 | 26 | 15 | 32 | 6 | 170 | 1 | 283 |
| 84 Vernon SE | 88 | 2 | 0 | 2 | 10 | 7 | 12 | 1 | 122 | 1 | 215 |
| 85 Vernon SE | 101 | 1 | 0 | 2 | 24 | 15 | 9 | 3 | 155 | 1 | 348 |
| 86S Vernon SW *6 | 51 | 1 | 0 | 1 | 17 | 7 | 27 | 5 | 109 | 2 | 67 |
| 87 Vernon SW | 104 | 0 | 1 | 4 | 18 | 21 | 16 | 4 | 168 | 0 | 314 |
| 88 Vernon SW | 78 | 0 | 0 | 10 | 16 | 17 | 14 | 4 | 139 | 0 | 274 |
| 89 Vernon SW | 65 | 0 | 0 | 7 | 11 | 12 | 9 | 2 | 106 | 0 | 198 |
| 90 Vernon SW | 61 | 1 | 0 | 7 | 28 | 21 | 16 | 2 | 136 | 0 | 275 |
| 91 Vernon SW | 53 | 1 | 1 | 3 | 12 | 16 | 9 | 1 | 96 | 0 | 230 |
| 92 Okanagan Landing | 79 | 1 | 0 | 2 | 18 | 17 | 25 | 5 | 147 | 0 | 272 |
| 93 Okanagan Landing | 80 | 1 | 0 | 6 | 13 | 9 | 21 | 6 | 136 | 0 | 216 |
| 94 Okanagan Landing | 157 | 2 | 1 | 7 | 28 | 16 | 34 | 8 | 253 | 0 | 402 |
| 95 Okanagan Landing | 176 | 0 | 0 | 7 | 16 | 27 | 37 | 0 | 263 | 0 | 417 |
| 96 Okanagan Landing | 119 | 0 | 0 | 5 | 17 | 16 | 20 | 4 | 181 | 1 | 274 |
| 97 Okanagan Landing | 89 | 0 | 0 | 7 | 18 | 22 | 21 | 7 | 164 | 0 | 274 |
| 98 Vernon SW | 94 | 1 | 0 | 4 | 26 | 11 | 15 | 2 | 153 | 1 | 299 |
| 99 Okanagan Landing | 93 | 2 | 2 | 17 | 14 | 9 | 25 | 13 | 175 | 1 | 291 |
| 100 Okanagan Landing | 103 | 3 | 0 | 7 | 20 | 20 | 40 | 3 | 196 | 0 | 316 |
| 101 Okanagan Landing | 220 | 1 | 0 | 11 | 29 | 18 | 53 | 4 | 336 | 1 | 521 |
| 102 Okanagan Landing | 160 | 2 | 1 | 9 | 24 | 27 | 34 | 8 | 265 | 0 | 441 |
| 103 Okanagan Landing | 64 | 0 | 1 | 7 | 19 | 16 | 21 | 4 | 132 | 0 | 257 |
| 104 Vernon SE | 82 | 1 | 0 | 0 | 12 | 14 | 12 | 1 | 122 | 0 | 255 |
| 105 Vernon SE | 265 | 2 | 2 | 8 | 46 | 13 | 27 | 14 | 377 | 1 | 563 |
| 106 Okanagan Landing | 172 | 3 | 1 | 7 | 19 | 22 | 15 | 11 | 250 | 0 | 352 |
| 107 Head of the Lake | 121 | 1 | 0 | 3 | 19 | 19 | 64 | 3 | 230 | 1 | 364 |
| 108 Coldstream | 61 | 1 | 0 | 1 | 33 | 19 | 24 | 7 | 146 | 0 | 242 |
| 109 Coldstream | 57 | 0 | 0 | 1 | 6 | 1 | 6 | 0 | 71 | 0 | 113 |
| 110 Coldstream | 136 | 1 | 2 | 7 | 24 | 13 | 32 | 11 | 226 | 1 | 347 |
| 111 Coldstream | 87 | 1 | 1 | 2 | 27 | 8 | 7 | 3 | 136 | 1 | 202 |
| 112 Coldstream | 133 | 1 | 0 | 5 | 27 | 11 | 17 | 6 | 200 | 0 | 276 |
| 113 Coldstream | 119 | 0 | 0 | 6 | 16 | 15 | 12 | 6 | 174 | 0 | 290 |
| 114 Lavington | 123 | 4 | 0 | 4 | 37 | 24 | 20 | 11 | 223 | 0 | 315 |
| 115 Lavington | 131 | 2 | 0 | 13 | 31 | 17 | 22 | 5 | 221 | 1 | 336 |
| 116 Lavington | 121 | 2 | 0 | 5 | 49 | 20 | 33 | 5 | 235 | 0 | 329 |
| 117 Coldstream | 110 | 1 | 3 | 12 | 35 | 13 | 26 | 4 | 204 | 0 | 327 |
| 118 Coldstream | 105 | 4 | 3 | 11 | 30 | 22 | 20 | 3 | 198 | 0 | 285 |
| 119 Coldstream | 126 | 0 | 4 | 12 | 28 | 20 | 34 | 10 | 234 | 0 | 346 |
| 120 Coldstream | 162 | 2 | 0 | 7 | 19 | 24 | 13 | 4 | 231 | 1 | 361 |
| 121 Coldstream | 125 | 0 | 0 | 8 | 33 | 14 | 35 | 7 | 222 | 0 | 341 |
| 122 Coldstream | 181 | 0 | 0 | 3 | 25 | 21 | 21 | 2 | 253 | 0 | 377 |
| 123 Coldstream | 120 | 1 | 2 | 14 | 22 | 27 | 29 | 3 | 218 | 0 | 309 |
| 124 Coldstream | 172 | 1 | 2 | 2 | 35 | 22 | 23 | 4 | 261 | 1 | 385 |
| 125 Coldstream | 139 | 2 | 0 | 7 | 21 | 13 | 19 | 4 | 205 | 0 | 313 |
| 126 Coldstream | 152 | 1 | 2 | 9 | 21 | 22 | 36 | 3 | 246 | 1 | 375 |
| 127 Lumby | 60 | 0 | 0 | 3 | 20 | 10 | 15 | 1 | 109 | 0 | 178 |
| 128 Lumby | 54 | 0 | 0 | 5 | 16 | 6 | 22 | 1 | 104 | 0 | 172 |

| Voting Area (continued) | Tom Christensen LIB | Kathleen (N.O.) Daniels | Andrew N. Hokhold BCPA | Michael Jones BCM | Doug MacDonald UPBC | Erin Nelson GP | Troy Sebastian NDP | Herb Wong IND | Total Valid Votes | Rejected Ballots | No. of Registered Voters |
|---------------------------------------|------------------------|----------------------------|------------------------------|-------------------------|---------------------------|----------------------|--------------------------|---------------------|-------------------------|---------------------|--------------------------------|
| 129 Lumby | 83 | 1 | 1 | 9 | 27 | 20 | 27 | 1 | 169 | 0 | 267 |
| 130 Cherryville *7 | - | - | - | - | - | - | - | - | - | - | 0 |
| 131 Cherryville *7 | 65 | 2 | 3 | 14 | 36 | 32 | 20 | 1 | 173 | 0 | 239 |
| 132 Cherryville *7 | - | - | - | - | - | - | - | - | - | - | 0 |
| SubTotals | 13,357 | 151 | 75 | 841 | 3,098 | 2,123 | 3,408 | 549 | 23,602 | 57 | 35,638 |
| S. 98 Mobiles | 22 | 1 | 1 | 10 | 4 | 9 | 5 | 1 | 53 | 0 | |
| S. 99 Absentee - in ED | 255 | 4 | 6 | 60 | 72 | 59 | 63 | 9 | 528 | 3 | |
| S. 100 Absentee - out of ED | 50 | 1 | 0 | 5 | 8 | 12 | 17 | 0 | 93 | 7 | |
| S. 101 Absentee - Advance | 14 | 0 | 0 | 0 | 0 | 2 | 3 | 0 | 19 | 0 | |
| S. 104 Voting in DEO office | 158 | 0 | 0 | 1 | 28 | 8 | 32 | 3 | 230 | 1 | |
| S. 106 Voting by mail | 12 | 0 | 0 | 0 | 3 | 1 | 1 | 0 | 17 | 0 | |
| Grand Totals | 13,868 | 157 | 82 | 917 | 3,213 | 2,214 | 3,529 | 562 | 24,542 | 68 | 35,638 |
| % of Valid Votes | 56.51% | 0.64% | 0.33% | 3.74% | 13.09% | 9.02% | 14.38% | 2.29% | | | |

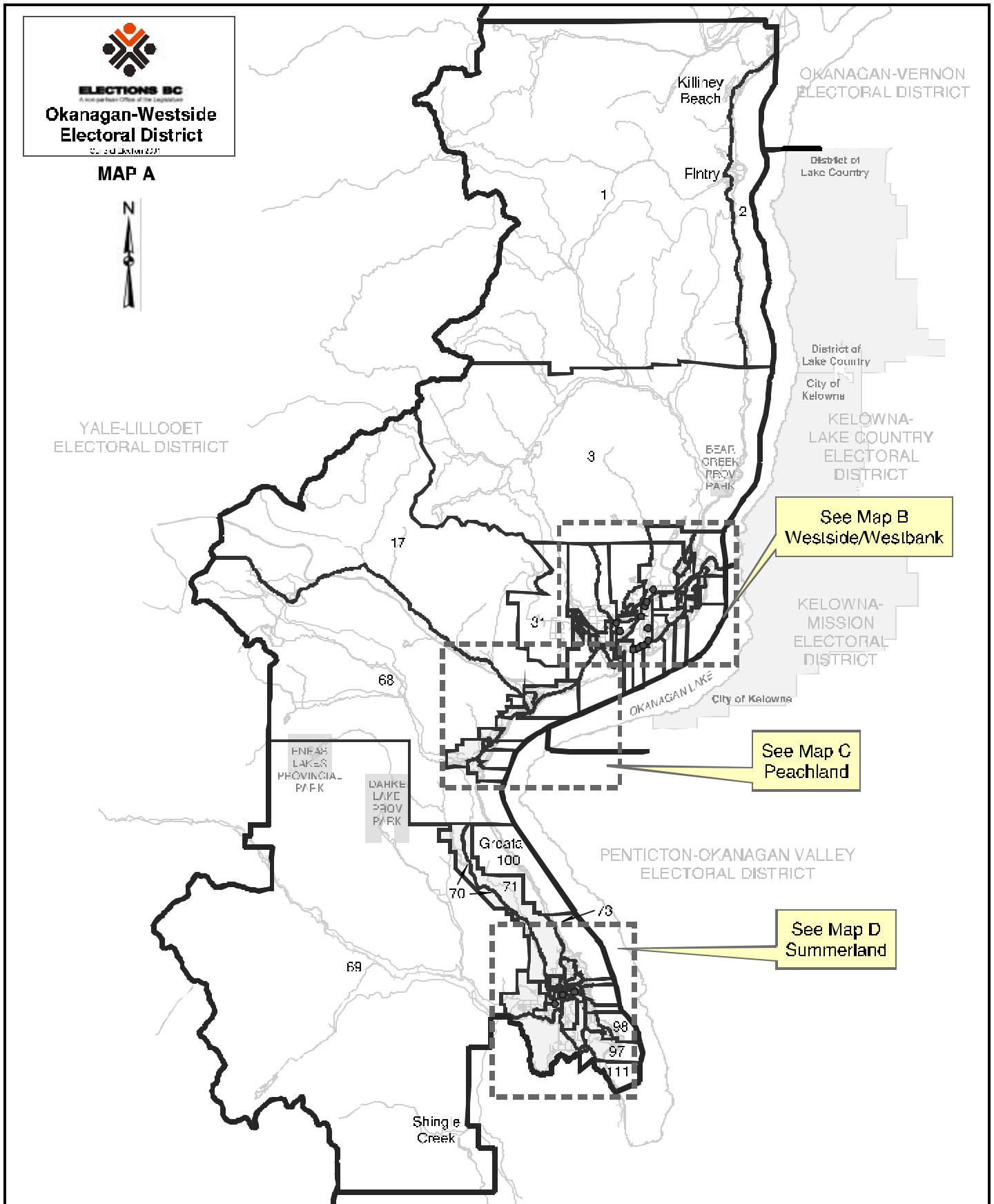
Summary:

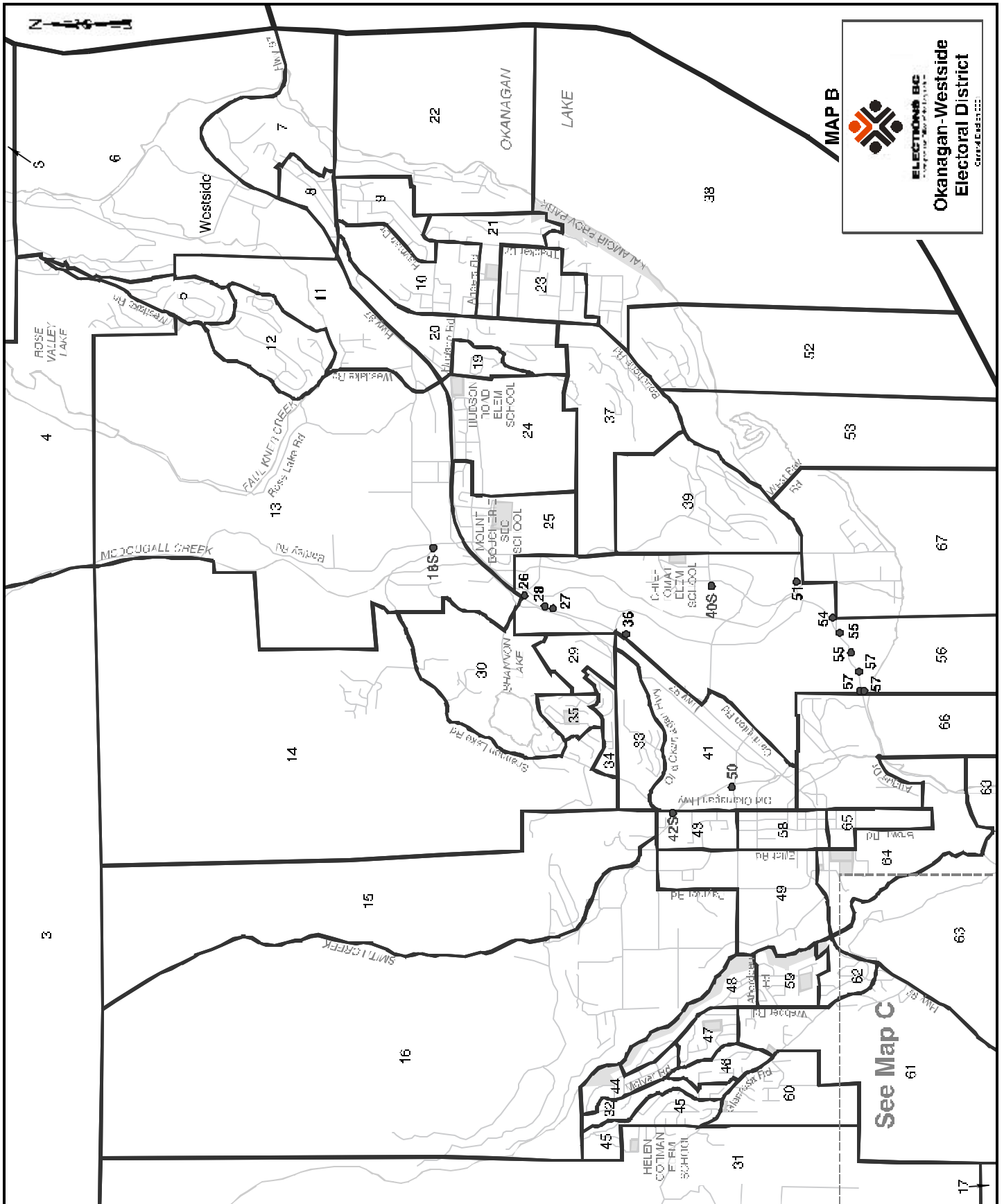
| | | | |
|---------------------------------|---------------|--------|-------------------|
| Valid Votes - General & Advance | 23,602 | 96.17% | Total Valid Votes |
| S. 98 Mobiles | 53 | 0.21% | Total Valid Votes |
| S. 99 Absentee - in ED | 528 | 2.15% | Total Valid Votes |
| S. 100 Absentee - out of ED | 93 | 0.38% | Total Valid Votes |
| S. 101 Absentee - Advance | 19 | 0.08% | Total Valid Votes |
| S. 104 Voting in DEO office | 230 | 0.94% | Total Valid Votes |
| S. 106 Voting by mail | 17 | 0.07% | Total Valid Votes |
| Total Valid Votes | 24,542 | | |
| Rejected Ballots | 68 | 0.28% | Ballots Cast |
| Registered Voters Who Voted | 24,610 | 69.06% | Registered Voters |

Candidate Elected: Tom Christensen (LIB)

*1 Voting Areas 1 and 12 combined
*3 Voting Areas 5 and 6 combined
*5 Voting Areas 26 and 28 combined
*7 Voting Areas 130, 131 and 132 combined

*2 Voting Areas 2 and 3 combined
*4 Voting Areas 8 and 9 combined
*6 Voting Areas 45S, 55S, 68S and 86S combined





| | Howard Lionel Hunt UPBC | Jack W. Peach BCAP | Teresa Taylor BCM | Rick Thorpe LIB | Ernie Dmetro Ursuliak NDP | Total Valid Votes | Rejected Ballots | No. of Registered Voters |
|-------------------------------|-------------------------------|--------------------------|-------------------------|-----------------------|---------------------------------|-------------------------|---------------------|--------------------------------|
| Advance Voting | | | | | | | | |
| Peachland | 11 | 9 | 9 | 213 | 33 | 275 | 1 | |
| Summerland | 29 | 11 | 28 | 373 | 94 | 535 | 3 | |
| Westbank | 110 | 43 | 41 | 1,034 | 167 | 1,395 | 1 | |
| General Voting | | | | | | | | |
| Voting Area | | | | | | | | |
| 1 Fintry | 30 | 6 | 28 | 118 | 37 | 219 | 0 | 379 |
| 2 Fintry | 20 | 7 | 15 | 115 | 32 | 189 | 1 | 299 |
| 3 Bear Creek | 10 | 15 | 12 | 159 | 32 | 228 | 2 | 351 |
| 4 Fintry | 7 | 10 | 7 | 139 | 24 | 187 | 1 | 306 |
| 5 Lakeview Heights | 11 | 8 | 10 | 174 | 24 | 227 | 0 | 328 |
| 6 Lakeview Heights | 18 | 4 | 21 | 101 | 33 | 177 | 0 | 334 |
| 7 Lakeview Heights | 7 | 5 | 7 | 84 | 8 | 111 | 0 | 172 |
| 8 Lakeview Heights | 17 | 1 | 3 | 79 | 24 | 124 | 0 | 199 |
| 9 Lakeview Heights | 20 | 9 | 13 | 163 | 21 | 226 | 0 | 347 |
| 10 Lakeview Heights | 11 | 12 | 9 | 161 | 21 | 214 | 2 | 331 |
| 11 Lakeview Heights | 10 | 8 | 5 | 136 | 18 | 177 | 1 | 296 |
| 12 Lakeview Heights | 18 | 9 | 7 | 247 | 28 | 309 | 1 | 483 |
| 13 Lakeview Heights | 24 | 8 | 9 | 197 | 51 | 289 | 2 | 505 |
| 14 Westbank | 18 | 12 | 9 | 241 | 22 | 302 | 1 | 513 |
| 15 Westbank | 4 | 8 | 3 | 196 | 33 | 244 | 1 | 386 |
| 16 Westbank | 14 | 16 | 22 | 182 | 27 | 261 | 1 | 451 |
| 17 Peachland Rural | 3 | 1 | 6 | 24 | 6 | 40 | 0 | 78 |
| 18S Westbank *1 | 5 | 3 | 1 | 36 | 13 | 58 | 1 | 36 |
| 19 Lakeview Heights | 4 | 5 | 5 | 73 | 12 | 99 | 0 | 153 |
| 20 Lakeview Heights | 18 | 8 | 12 | 101 | 31 | 170 | 1 | 260 |
| 21 Lakeview Heights | 21 | 7 | 14 | 157 | 23 | 222 | 0 | 348 |
| 22 Lakeview Heights | 9 | 6 | 4 | 133 | 8 | 160 | 0 | 296 |
| 23 Lakeview Heights | 6 | 6 | 8 | 109 | 30 | 159 | 2 | 250 |
| 24 Lakeview Heights | 10 | 8 | 11 | 85 | 34 | 148 | 1 | 263 |
| 25 Lakeview Heights | 24 | 8 | 19 | 105 | 28 | 184 | 0 | 360 |
| 26 Lakeview Heights | 7 | 4 | 3 | 31 | 23 | 68 | 0 | 135 |
| 27 Lakeview Heights | 11 | 10 | 5 | 55 | 15 | 96 | 0 | 192 |
| 28 Lakeview Heights | 3 | 7 | 8 | 54 | 12 | 84 | 0 | 181 |
| 29 Westbank | 3 | 3 | 5 | 52 | 18 | 81 | 0 | 148 |
| 30 Westbank | 8 | 2 | 14 | 154 | 21 | 199 | 0 | 319 |
| 31 Glenrosa | 18 | 10 | 11 | 141 | 13 | 193 | 4 | 325 |
| 32 Glenrosa | 14 | 5 | 7 | 93 | 21 | 140 | 1 | 284 |
| 33 Westbank | 11 | 11 | 6 | 154 | 34 | 216 | 0 | 416 |
| 34 Kelowna N | 7 | 4 | 5 | 113 | 12 | 141 | 0 | 234 |
| 35 Westbank | 15 | 6 | 3 | 117 | 24 | 165 | 1 | 287 |
| 36 Westbank | 5 | 11 | 8 | 28 | 8 | 60 | 0 | 129 |
| 37 Lakeview Heights | 14 | 9 | 9 | 205 | 25 | 262 | 0 | 433 |
| 38 Lakeview Heights | 5 | 7 | 9 | 120 | 25 | 166 | 0 | 247 |
| 39 Westbank | 14 | 4 | 4 | 191 | 10 | 223 | 0 | 360 |
| 40S Westbank *1 | - | - | - | - | - | - | - | 31 |
| 41 Westbank | 26 | 15 | 11 | 204 | 51 | 307 | 0 | 441 |
| 42S Westbank *1 | - | - | - | - | - | - | - | 41 |
| 43 Westbank | 21 | 20 | 19 | 111 | 42 | 213 | 1 | 390 |
| 44 Glenrosa | 13 | 11 | 11 | 135 | 29 | 199 | 0 | 329 |
| 45 Glenrosa | 12 | 15 | 16 | 114 | 29 | 186 | 0 | 358 |
| 46 Glenrosa | 13 | 9 | 13 | 76 | 13 | 124 | 1 | 231 |
| 47 Glenrosa | 13 | 15 | 19 | 140 | 20 | 207 | 3 | 346 |
| 48 Glenrosa | 24 | 15 | 11 | 109 | 22 | 181 | 3 | 296 |
| 49 Westbank | 13 | 19 | 12 | 86 | 31 | 161 | 2 | 263 |
| 50 Westbank | 15 | 9 | 6 | 177 | 38 | 245 | 0 | 381 |
| 51 Westbank | 3 | 4 | 6 | 41 | 6 | 60 | 0 | 143 |
| 52 Lakeview Heights | 7 | 4 | 5 | 110 | 11 | 137 | 1 | 212 |
| 53 Westbank | 6 | 5 | 3 | 64 | 6 | 84 | 0 | 159 |
| 54 Westbank | 9 | 8 | 2 | 58 | 15 | 92 | 0 | 183 |
| 55 Westbank | 4 | 8 | 6 | 59 | 11 | 88 | 0 | 224 |
| 56 Westbank | 7 | 8 | 12 | 23 | 21 | 71 | 0 | 151 |
| 57 Westbank | 12 | 14 | 3 | 89 | 40 | 158 | 1 | 314 |
| 58 Westbank | 13 | 14 | 20 | 87 | 28 | 162 | 0 | 280 |
| 59 Glenrosa | 17 | 14 | 14 | 68 | 30 | 143 | 0 | 261 |
| 60 Glenrosa | 19 | 9 | 14 | 122 | 21 | 185 | 0 | 306 |

| Voting Area (con tin ued) | Howard Lionel Hunt UPBC | Jack W. Peach BCAP | Teresa Taylor BCM | Rick Thorpe LIB | Ernie Dmetro Ursuliak NDP | Total Valid Votes | Rejected Ballots | No. of Registered Voters |
|---|-------------------------------|--------------------------|-------------------------|-----------------------|---------------------------------|-------------------------|---------------------|--------------------------------|
| 61 Glenrosa | 19 | 7 | 10 | 123 | 33 | 192 | 0 | 329 |
| 62 Glenrosa | 7 | 8 | 2 | 66 | 22 | 105 | 2 | 202 |
| 63 Westbank | 15 | 5 | 12 | 119 | 23 | 174 | 2 | 256 |
| 64 Westbank | 28 | 16 | 16 | 250 | 46 | 356 | 6 | 717 |
| 65 Westbank | 13 | 10 | 12 | 110 | 24 | 169 | 1 | 286 |
| 66 Westbank | 17 | 15 | 9 | 119 | 21 | 181 | 2 | 318 |
| 67 Westbank | 12 | 5 | 1 | 105 | 14 | 137 | 0 | 257 |
| 68 Peachland | 4 | 3 | 3 | 22 | 7 | 39 | 0 | 68 |
| 69 Summerland | 4 | 7 | 13 | 69 | 24 | 117 | 0 | 207 |
| 70 Summerland | 3 | 1 | 7 | 66 | 20 | 97 | 1 | 156 |
| 71 Summerland | 2 | 3 | 8 | 92 | 15 | 120 | 0 | 185 |
| 72 Summerland | 10 | 8 | 8 | 151 | 38 | 215 | 5 | 335 |
| 73 Summerland | 5 | 5 | 3 | 92 | 40 | 145 | 1 | 227 |
| 74 Summerland | 8 | 3 | 11 | 82 | 25 | 129 | 2 | 209 |
| 75 Summerland | 3 | 2 | 19 | 80 | 35 | 139 | 0 | 234 |
| 76 Summerland | 2 | 7 | 13 | 109 | 29 | 160 | 0 | 258 |
| 77 Summerland | 4 | 9 | 5 | 149 | 44 | 211 | 2 | 365 |
| 78 Summerland | 15 | 3 | 10 | 162 | 37 | 227 | 6 | 338 |
| 79 Summerland | 6 | 2 | 5 | 86 | 39 | 138 | 1 | 231 |
| 80 Summerland | 2 | 3 | 10 | 67 | 34 | 116 | 1 | 203 |
| 81 Summerland | 11 | 9 | 7 | 62 | 39 | 128 | 0 | 212 |
| 82S Summerland *2. | 8 | 3 | 6 | 52 | 27 | 96 | 1 | 48 |
| 83 Summerland | 12 | 4 | 6 | 88 | 24 | 134 | 0 | 241 |
| 84 Summerland | 11 | 4 | 6 | 132 | 38 | 191 | 2 | 289 |
| 85S Summerland *2. | - | - | - | - | - | - | - | 15 |
| 86 Summerland | 12 | 4 | 10 | 102 | 19 | 147 | 0 | 239 |
| 87 Summerland | 7 | 3 | 6 | 89 | 35 | 140 | 1 | 217 |
| 88 Summerland | 8 | 14 | 14 | 104 | 53 | 193 | 2 | 309 |
| 89S Summerland *2. | - | - | - | - | - | - | - | 33 |
| 90 Summerland | 5 | 3 | 12 | 84 | 36 | 140 | 0 | 234 |
| 91 Summerland | 4 | 5 | 10 | 106 | 25 | 150 | 0 | 232 |
| 92 Summerland | 6 | 7 | 22 | 132 | 30 | 197 | 1 | 312 |
| 93 Summerland | 10 | 5 | 13 | 110 | 45 | 183 | 0 | 300 |
| 94 Summerland | 9 | 6 | 11 | 163 | 37 | 226 | 0 | 357 |
| 95 Summerland | 16 | 9 | 5 | 130 | 38 | 198 | 1 | 297 |
| 96 Summerland | 11 | 4 | 16 | 116 | 36 | 183 | 1 | 278 |
| 97 Summerland | 11 | 1 | 15 | 144 | 35 | 206 | 3 | 291 |
| 98 Summerland | 5 | 7 | 12 | 145 | 47 | 216 | 4 | 325 |
| 99 Summerland | 12 | 4 | 22 | 78 | 25 | 141 | 0 | 220 |
| 100 Summerland *2. | - | - | - | - | - | - | - | 32 |
| 101 Peachland | 14 | 8 | 7 | 175 | 21 | 225 | 1 | 365 |
| 102 Peachland | 13 | 9 | 13 | 185 | 20 | 240 | 1 | 364 |
| 103 Peachland | 8 | 11 | 16 | 141 | 36 | 212 | 2 | 380 |
| 104 Peachland | 12 | 9 | 15 | 120 | 32 | 188 | 1 | 287 |
| 105 Peachland | 14 | 11 | 10 | 153 | 29 | 217 | 1 | 325 |
| 106 Peachland | 17 | 18 | 18 | 127 | 30 | 210 | 3 | 340 |
| 107 Peachland | 9 | 20 | 12 | 160 | 34 | 235 | 0 | 360 |
| 108 Peachland | 10 | 9 | 8 | 114 | 29 | 170 | 1 | 293 |
| 109 Peachland | 9 | 8 | 14 | 146 | 30 | 207 | 1 | 333 |
| 110 Peachland | 14 | 14 | 15 | 121 | 34 | 198 | 0 | 313 |
| 111 Trout Creek | 0 | 0 | 0 | 0 | 0 | 0 | 0 | 0 |
| SubTotals | 1,328 | 893 | 1,136 | 13,714 | 3,093 | 20,164 | 100 | 29,976 |
| S. 98 Mobiles | 1 | 2 | 6 | 19 | 3 | 31 | 1 | |
| S. 99 Ab sen tee - in ED | 15 | 17 | 30 | 167 | 30 | 259 | 0 | |
| S. 100 Ab sen tee - out of ED | 5 | 6 | 12 | 84 | 20 | 127 | 15 | |
| S. 101 Ab sen tee - Ad vance | 5 | 0 | 2 | 19 | 3 | 29 | 1 | |
| S. 104 Voting in DEO of fice | 9 | 3 | 2 | 165 | 27 | 206 | 10 | |
| S. 106 Voting by mail | 1 | 0 | 0 | 13 | 0 | 14 | 0 | |
| Grand To tals | 1,364 | 921 | 1,188 | 14,181 | 3,176 | 20,830 | 127 | 29,976 |
| % of Valid Votes | 6.55% | 4.42% | 5.70% | 68.08% | 15.25% | | | |

(con tin ued on next page)

Summary:

| | | | |
|---------------------------------|--------|--------|-------------------|
| Valid Votes - General & Advance | 20,164 | 96.80% | Total Valid Votes |
| S. 98 Mables | 31 | 0.15% | Total Valid Votes |
| S. 99 Absentee - in ED | 259 | 1.24% | Total Valid Votes |
| S. 100 Absentee - out of ED | 127 | 0.61% | Total Valid Votes |
| S. 101 Absentee - Advance | 29 | 0.14% | Total Valid Votes |
| S. 104 Voting in DEO of office | 206 | 0.99% | Total Valid Votes |
| S. 106 Voting by mail | 14 | 0.07% | Total Valid Votes |

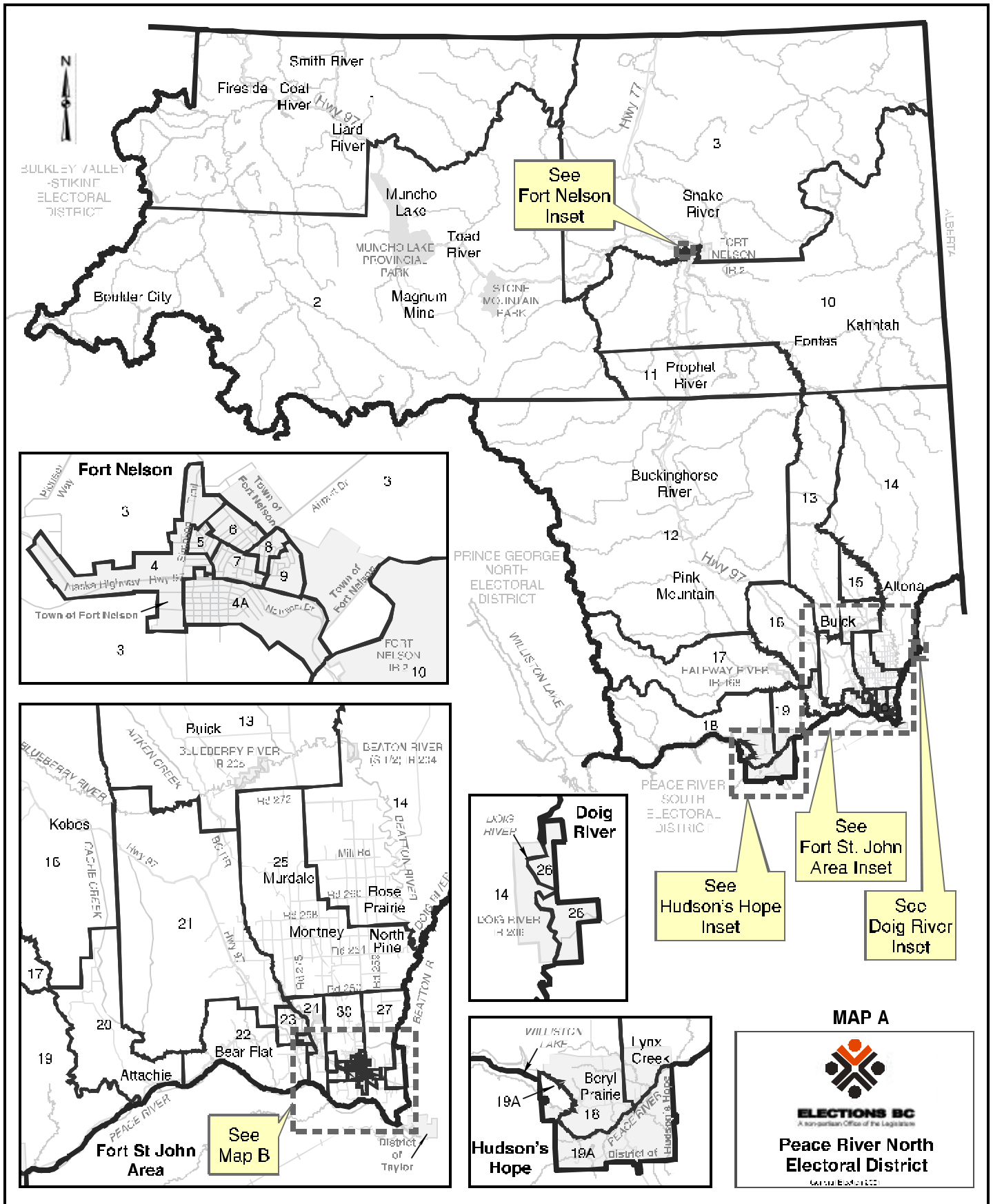
Total Valid Votes 20,830

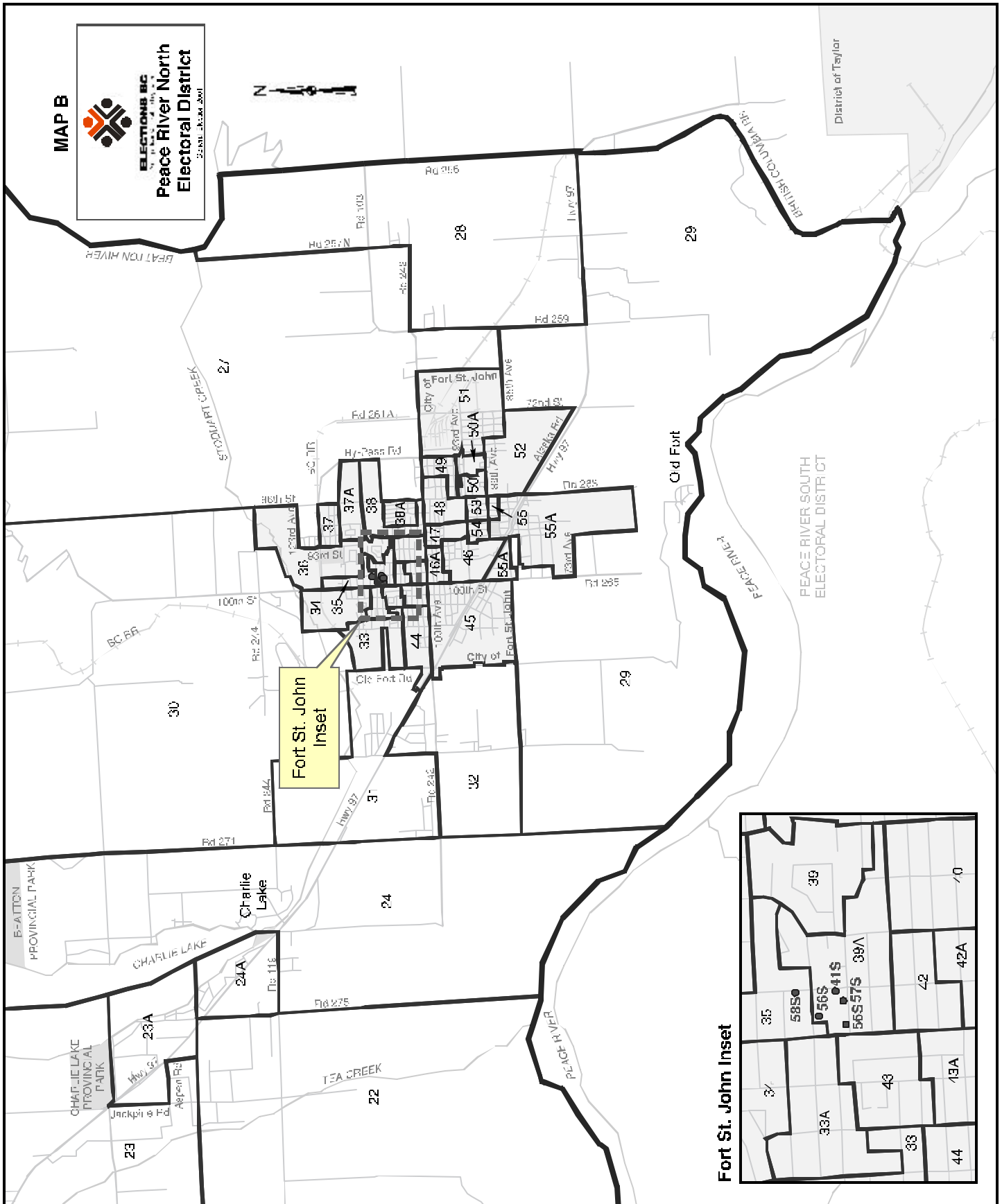
| | | | |
|-----------------------------|--------|--------|-------------------|
| Rejected Ballots | 127 | 0.61% | Ballots Cast |
| Registered Voters Who Voted | 20,957 | 69.91% | Registered Voters |

Candidate Elected: Rick Thorpe (LIB)

*1 Voting Areas 18S, 40S and 42S combined

*2 Voting Areas 82S, 85S, 89S and 100 combined





| | Brian Churchill NDP | Richard Neufeld LIB | Paul Renaud BCM | Roy Daniel Stange UPBC | Total Valid Votes | Rejected Ballots | No. of Registered Voters |
|------------------------------------|---------------------------|---------------------------|-----------------------|------------------------------|-------------------------|---------------------|--------------------------------|
| Advance Voting | | | | | | | |
| Fort Nelson | 14 | 71 | 3 | 3 | 91 | 1 | |
| Fort St John | 53 | 544 | 34 | 52 | 683 | 7 | |
| General Voting | | | | | | | |
| Voting Area | | | | | | | |
| 1 Fire side *1 | - | - | - | - | - | - | 14 |
| 2 Toad River *1 | 3 | 21 | 2 | 2 | 28 | 0 | 55 |
| 3 Fort Nelson Rural | 23 | 145 | 31 | 17 | 216 | 0 | 391 |
| 4 Fort Nelson | 11 | 95 | 14 | 6 | 126 | 0 | 243 |
| 4A Fort Nelson | 5 | 40 | 5 | 1 | 51 | 0 | 163 |
| 5 Fort Nelson | 36 | 157 | 16 | 5 | 214 | 0 | 398 |
| 6 Fort Nelson | 15 | 114 | 13 | 8 | 150 | 1 | 290 |
| 7 Fort Nelson | 15 | 94 | 17 | 2 | 128 | 0 | 305 |
| 8 Fort Nelson | 14 | 86 | 12 | 4 | 116 | 0 | 262 |
| 9 Fort Nelson | 22 | 101 | 30 | 11 | 164 | 0 | 313 |
| 10 Muskwa *2 | 24 | 74 | 17 | 4 | 119 | 0 | 226 |
| 11 Prophet River *2 | - | - | - | - | - | - | 38 |
| 12 Pink Mountain | 1 | 30 | 4 | 12 | 47 | 1 | 80 |
| 13 Buick | 23 | 42 | 10 | 5 | 80 | 0 | 158 |
| 14 Rose Prairie | 11 | 105 | 3 | 25 | 144 | 0 | 267 |
| 15 Prespatou | 0 | 36 | 4 | 2 | 42 | 0 | 108 |
| 16 Wonowon *3 | 1 | 48 | 4 | 1 | 54 | 0 | 107 |
| 17 Up per Half way *3 | - | - | - | - | - | - | 84 |
| 18 Hud son's Hope | 38 | 122 | 30 | 24 | 214 | 2 | 328 |
| 19 Hud son's Hope | 39 | 129 | 32 | 23 | 223 | 2 | 358 |
| 19A Hud son's Hope | 0 | 0 | 0 | 0 | 0 | 0 | 2 |
| 20 Cache Creek *4 | - | - | - | - | - | - | 32 |
| 21 Char lie Lake *4 | 14 | 180 | 25 | 17 | 236 | 1 | 417 |
| 22 Char lie Lake | 22 | 196 | 6 | 15 | 239 | 1 | 382 |
| 23 Char lie Lake | 11 | 117 | 11 | 3 | 142 | 0 | 265 |
| 23A Char lie Lake | 10 | 107 | 14 | 11 | 142 | 2 | 251 |
| 24 Char lie Lake | 20 | 111 | 13 | 7 | 151 | 1 | 263 |
| 24A Char lie Lake | 4 | 62 | 6 | 8 | 80 | 0 | 153 |
| 25 Montney *5 | 17 | 144 | 9 | 23 | 193 | 1 | 329 |
| 26 Doig River *5 | - | - | - | - | - | - | 12 |
| 27 Fort St John Air port | 6 | 95 | 3 | 4 | 108 | 0 | 256 |
| 28 Baldonnel | 9 | 102 | 17 | 5 | 133 | 0 | 254 |
| 29 Baldonnel | 11 | 92 | 16 | 10 | 129 | 1 | 245 |
| 30 Fort St John Ru ral | 14 | 148 | 8 | 9 | 179 | 5 | 391 |
| 31 Fort St John Ru ral | 16 | 128 | 7 | 12 | 163 | 0 | 348 |
| 32 Fort St John Ru ral | 8 | 56 | 2 | 7 | 73 | 0 | 176 |
| 33 Fort St John | 10 | 103 | 12 | 2 | 127 | 0 | 310 |
| 33A Fort St John | 10 | 111 | 11 | 4 | 136 | 2 | 274 |
| 34 Fort St John | 11 | 103 | 3 | 4 | 121 | 0 | 271 |
| 35 Fort St John | 13 | 98 | 4 | 7 | 122 | 0 | 268 |
| 36 Fort St John | 27 | 130 | 5 | 2 | 164 | 2 | 352 |
| 37 Fort St John | 15 | 105 | 8 | 4 | 132 | 1 | 307 |
| 37A Fort St John | 12 | 63 | 9 | 5 | 89 | 1 | 216 |
| 38 Fort St John | 16 | 52 | 7 | 2 | 77 | 0 | 204 |
| 38A Fort St John | 14 | 68 | 7 | 1 | 90 | 0 | 283 |
| 39 Fort St John | 14 | 93 | 16 | 7 | 130 | 1 | 279 |
| 39A Fort St John | 16 | 104 | 14 | 5 | 139 | 0 | 290 |
| 40 Fort St John | 30 | 117 | 22 | 6 | 175 | 1 | 354 |
| 41S Fort St John | 10 | 21 | 0 | 2 | 33 | 0 | 56 |
| 42 Fort St John | 11 | 53 | 6 | 6 | 76 | 2 | 166 |
| 42A Fort St John | 13 | 47 | 10 | 4 | 74 | 0 | 208 |
| 43 Fort St John | 11 | 102 | 0 | 3 | 116 | 1 | 226 |
| 43A Fort St John | 14 | 50 | 6 | 4 | 74 | 0 | 198 |
| 44 Fort St John | 15 | 104 | 15 | 7 | 141 | 0 | 331 |
| 45 Fort St John | 6 | 54 | 12 | 3 | 75 | 0 | 279 |
| 46 Fort St John | 12 | 65 | 10 | 7 | 94 | 0 | 232 |
| 46A Fort St John | 17 | 53 | 19 | 10 | 99 | 0 | 241 |
| 47 Fort St John | 20 | 77 | 11 | 12 | 120 | 0 | 255 |
| 48 Fort St John | 16 | 113 | 17 | 14 | 160 | 0 | 325 |
| 49 Fort St John | 23 | 128 | 18 | 7 | 176 | 0 | 333 |
| 50 Fort St John | 16 | 81 | 15 | 10 | 122 | 1 | 325 |

| Voting Area (continued) | Brian Churchill NDP | Richard Neufeld LIB | Paul Renaud BCM | Roy Daniel Stange UPBC | Total Valid Votes | Rejected Ballots | No. of Registered Voters |
|--|------------------------|------------------------|--------------------|---------------------------|----------------------|---------------------|--------------------------------|
| 50A Fort St John | 8 | 70 | 12 | 7 | 97 | 0 | 233 |
| 51 Fort St John | 19 | 87 | 18 | 8 | 132 | 0 | 308 |
| 52 Fort St John | 16 | 94 | 11 | 16 | 137 | 1 | 380 |
| 53 Fort St John | 8 | 77 | 11 | 8 | 104 | 0 | 301 |
| 54 Fort St John | 19 | 87 | 16 | 10 | 132 | 1 | 296 |
| 55 Fort St John | 13 | 49 | 7 | 4 | 73 | 1 | 160 |
| 55A Fort St John | 10 | 59 | 13 | 1 | 83 | 0 | 170 |
| 56S Fort St John | 9 | 23 | 1 | 0 | 33 | 1 | 59 |
| 57S Fort St John *6 | 7 | 20 | 2 | 1 | 30 | 0 | 51 |
| 58S Fort St John *6 | - | - | - | - | - | - | 22 |
| SubTotals | 991 | 6,253 | 766 | 531 | 8,541 | 42 | 16,527 |
| S. 98 Mobiles | 3 | 17 | 4 | 4 | 28 | 3 | |
| S. 99 Absen tee - in ED | 30 | 185 | 27 | 18 | 260 | 2 | |
| S. 100 Absen tee - out of ED | 1 | 17 | 4 | 4 | 26 | 0 | |
| S. 101 Absen tee - Ad vance | 1 | 7 | 0 | 0 | 8 | 0 | |
| S. 104 Voting in DEO of fice | 18 | 138 | 7 | 8 | 171 | 8 | |
| S. 106 Voting by mail | 3 | 12 | 2 | 3 | 20 | 0 | |
| Grand Totals | 1,047 | 6,629 | 810 | 568 | 9,054 | 55 | 16,527 |
| % of Valid Votes | 11.56% | 73.22% | 8.95% | 6.27% | | | |

Summary:

| | | | |
|-----------------------------------|--------------|--------|---------------------|
| Valid Votes - Gen eral & Ad vance | 8,541 | 94.33% | To tal Valid Votes |
| S. 98 Mobiles | 28 | 0.31% | To tal Valid Votes |
| S. 99 Absen tee - in ED | 260 | 2.87% | To tal Valid Votes |
| S. 100 Absen tee - out of ED | 26 | 0.29% | To tal Valid Votes |
| S. 101 Absen tee - Ad vance | 8 | 0.09% | To tal Valid Votes |
| S. 104 Voting in DEO of fice | 171 | 1.89% | To tal Valid Votes |
| S. 106 Voting by mail | 20 | 0.22% | To tal Valid Votes |
| To tal Valid Votes | 9,054 | | |
| Rejected Ballots | 55 | 0.61% | Bal lots Cast |
| Reg is tered Voters Who Voted | 9,109 | 55.12% | Reg is tered Voters |

Candidate Elected: Rich ard Neufeld (LIB)

*1 Voting Areas 1 and 2 com bined

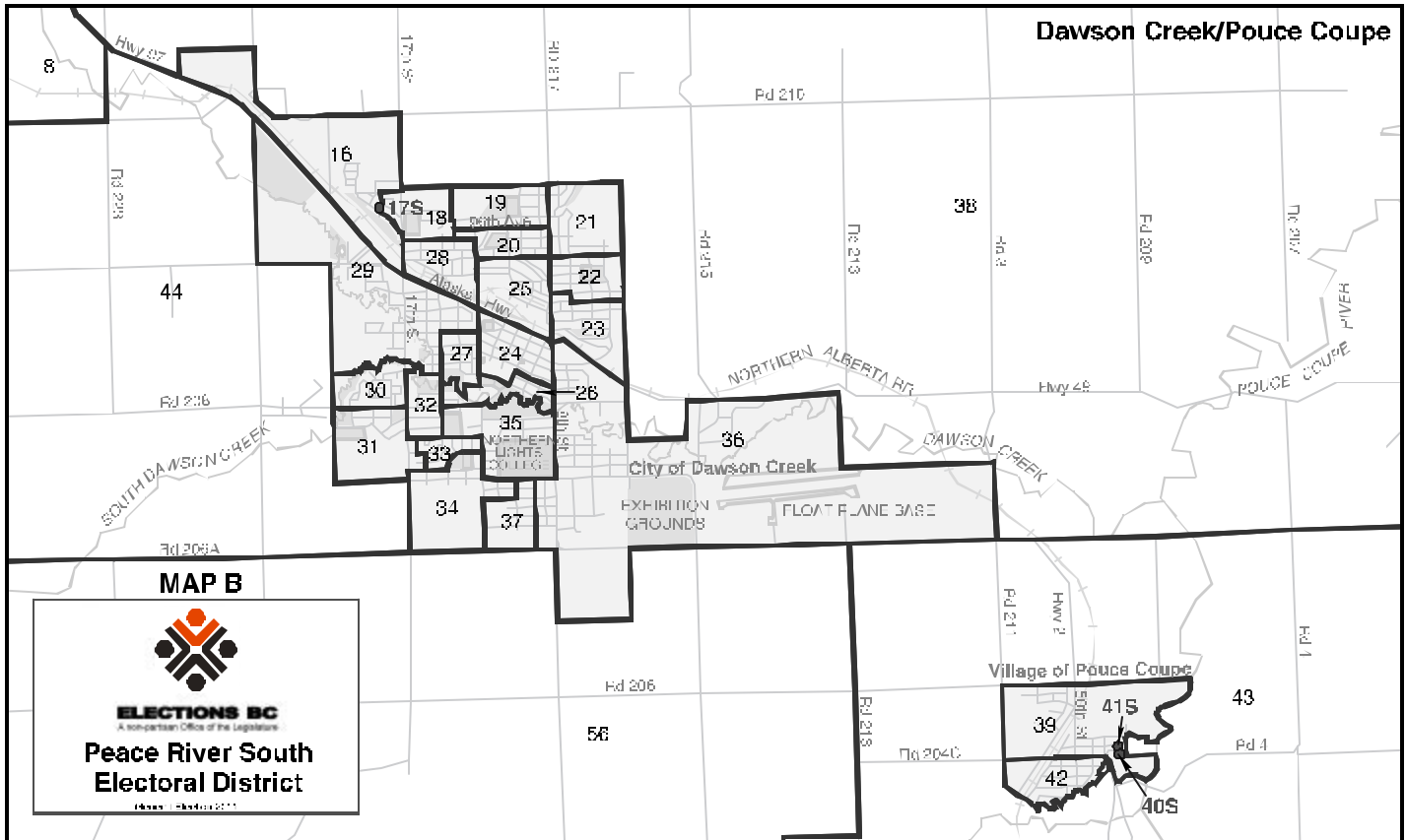
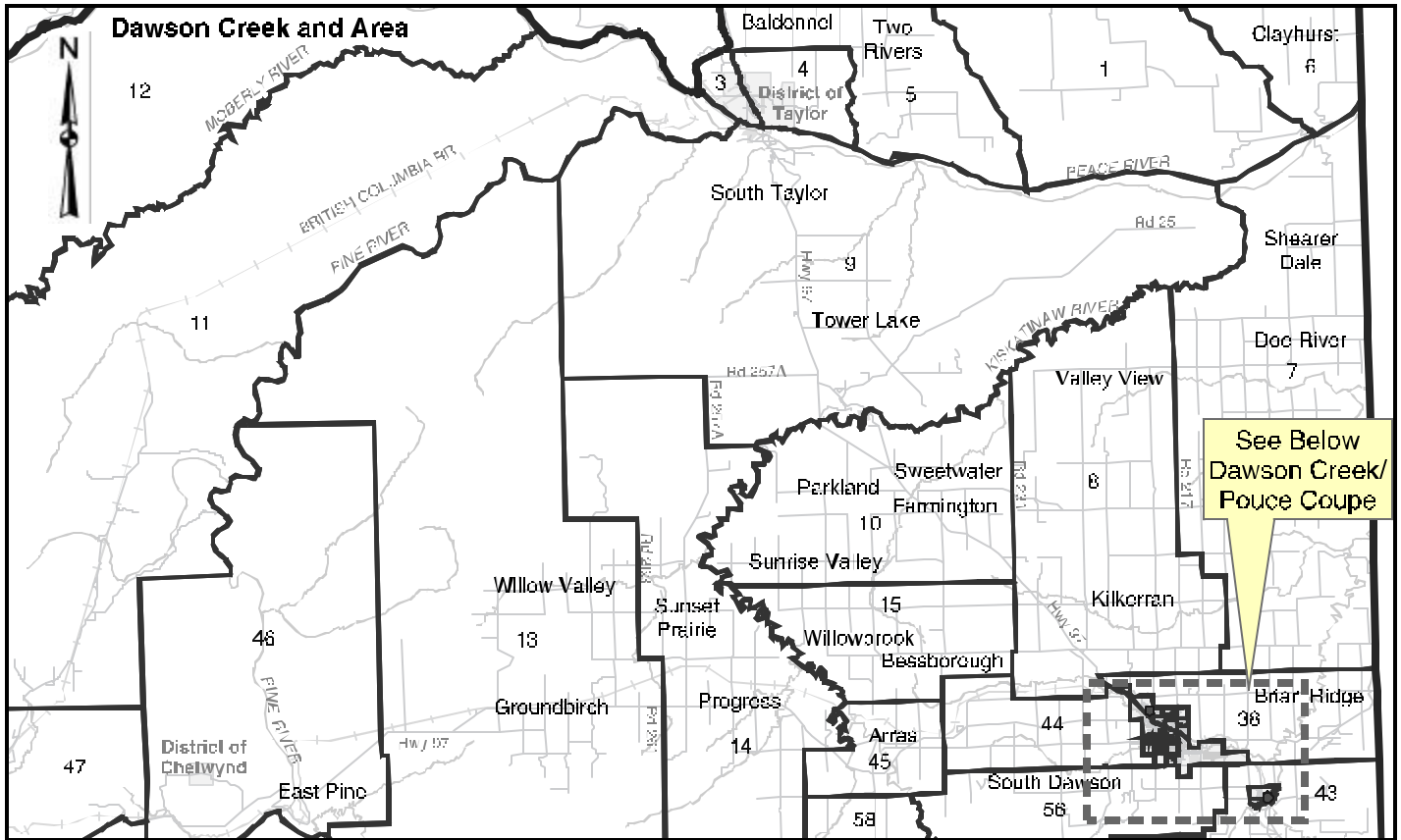
*2 Voting Areas 10 and 11 com bined

*3 Voting Areas 16 and 17 com bined

*4 Voting Areas 20 and 21 com bined

*5 Voting Areas 25 and 26 com bined

*6 Voting Areas 57S and 58S com bined



| | Garret Golhof UPBC | Elmer Kabush NDP | Stacey Dean Lajeunesse GP | Blair Lekstrom LIB | Grant Mitton SC | Michelle Rainey-Fenkarek BCM | Total Valid Votes | Rejected Ballots | No. of Registered Voters |
|-----------------------|--------------------------|------------------------|---------------------------------|--------------------------|-----------------------|------------------------------------|-------------------------|---------------------|--------------------------------|
| Advance Voting | | | | | | | | | |
| Chetwynd | 14 | 6 | 2 | 92 | 16 | 3 | 133 | 3 | |
| Dawson Creek | 9 | 39 | 19 | 371 | 90 | 16 | 544 | 1 | |
| Taylor | 4 | 2 | 1 | 41 | 5 | 2 | 55 | 0 | |
| Tumbler Ridge | 4 | 13 | 8 | 86 | 8 | 3 | 122 | 0 | |
| General Voting | | | | | | | | | |
| Voting Area | | | | | | | | | |
| 1 Cecil Lake | 17 | 12 | 8 | 105 | 41 | 6 | 189 | 2 | 320 |
| 2 Baldonnel | 3 | 8 | 5 | 84 | 16 | 6 | 122 | 0 | 180 |
| 3 Taylor | 2 | 4 | 4 | 84 | 6 | 5 | 105 | 0 | 237 |
| 4 Taylor | 5 | 10 | 6 | 147 | 9 | 12 | 189 | 0 | 347 |
| 5 Baldonnel | 3 | 6 | 5 | 58 | 14 | 2 | 88 | 0 | 187 |
| 6 Goodlow | 13 | 4 | 6 | 54 | 28 | 2 | 107 | 1 | 178 |
| 7 Rolla | 0 | 10 | 5 | 119 | 50 | 12 | 196 | 1 | 302 |
| 8 Kilkerran | 0 | 13 | 10 | 105 | 47 | 5 | 180 | 0 | 286 |
| 9 South Taylor | 5 | 8 | 4 | 86 | 45 | 8 | 156 | 1 | 288 |
| 10 Farmington | 5 | 11 | 10 | 86 | 43 | 9 | 164 | 0 | 230 |
| 11 Bond Siding | 3 | 5 | 6 | 57 | 18 | 2 | 91 | 0 | 173 |
| 12 Moberly Lake | 5 | 34 | 13 | 61 | 19 | 9 | 141 | 0 | 255 |
| 13 Groundbirch | 2 | 19 | 0 | 49 | 40 | 2 | 112 | 0 | 167 |
| 14 Progress | 1 | 18 | 2 | 87 | 34 | 2 | 144 | 0 | 236 |
| 15 Bessborough | 0 | 3 | 2 | 44 | 45 | 5 | 99 | 0 | 153 |
| 16 Dawson Creek *1 | 4 | 13 | 4 | 134 | 22 | 1 | 178 | 0 | 242 |
| 17S Dawson Creek *1 | - | - | - | - | - | - | - | - | 40 |
| 18 Dawson Creek | 3 | 13 | 8 | 110 | 9 | 2 | 145 | 0 | 269 |
| 19 Dawson Creek | 0 | 9 | 13 | 136 | 26 | 10 | 194 | 1 | 315 |
| 20 Dawson Creek | 4 | 6 | 6 | 123 | 29 | 1 | 169 | 1 | 312 |
| 21 Dawson Creek | 0 | 17 | 7 | 107 | 37 | 3 | 171 | 2 | 311 |
| 22 Dawson Creek | 3 | 10 | 8 | 92 | 28 | 5 | 146 | 1 | 291 |
| 23 Dawson Creek | 1 | 5 | 4 | 61 | 20 | 7 | 98 | 0 | 295 |
| 24 Dawson Creek | 2 | 8 | 4 | 47 | 19 | 11 | 91 | 4 | 232 |
| 25 Dawson Creek | 3 | 12 | 3 | 102 | 16 | 8 | 144 | 0 | 313 |
| 26 Dawson Creek | 0 | 12 | 10 | 69 | 23 | 10 | 124 | 1 | 233 |
| 27 Dawson Creek | 0 | 8 | 4 | 100 | 20 | 4 | 136 | 0 | 247 |
| 28 Dawson Creek | 2 | 7 | 5 | 90 | 34 | 12 | 150 | 0 | 301 |
| 29 Dawson Creek | 1 | 21 | 12 | 101 | 40 | 15 | 190 | 1 | 371 |
| 30 Dawson Creek | 4 | 17 | 3 | 169 | 24 | 4 | 221 | 0 | 366 |
| 31 Dawson Creek | 1 | 18 | 5 | 129 | 37 | 6 | 196 | 0 | 298 |
| 32 Dawson Creek | 0 | 10 | 3 | 102 | 24 | 2 | 141 | 0 | 255 |
| 33 Dawson Creek | 0 | 21 | 3 | 105 | 14 | 2 | 145 | 0 | 258 |
| 34 Dawson Creek | 2 | 18 | 2 | 132 | 27 | 11 | 192 | 0 | 297 |
| 35 Dawson Creek | 1 | 7 | 13 | 126 | 42 | 4 | 193 | 0 | 325 |
| 36 Dawson Creek | 0 | 3 | 4 | 62 | 19 | 5 | 93 | 0 | 189 |
| 37 Dawson Creek | 2 | 17 | 5 | 79 | 20 | 11 | 134 | 0 | 257 |
| 38 North Dawson | 0 | 10 | 5 | 124 | 50 | 3 | 192 | 0 | 360 |
| 39 Pouce Coupe | 6 | 8 | 3 | 71 | 26 | 6 | 120 | 0 | 207 |
| 40S Pouce Coupe *2 | 0 | 6 | 0 | 19 | 6 | 0 | 31 | 0 | 36 |
| 41S Pouce Coupe *2 | - | - | - | - | - | - | - | - | 15 |
| 42 Pouce Coupe | 0 | 3 | 3 | 52 | 26 | 15 | 99 | 0 | 184 |
| 43 South Pouce | 4 | 12 | 2 | 132 | 56 | 4 | 210 | 1 | 345 |
| 44 South Dawson | 2 | 21 | 6 | 122 | 39 | 9 | 199 | 0 | 343 |
| 45 Arras | 1 | 9 | 3 | 60 | 31 | 0 | 104 | 0 | 180 |
| 46 East Pine *3 | - | - | - | - | - | - | - | - | 31 |
| 47 Chetwynd N *3 | 3 | 7 | 3 | 55 | 9 | 4 | 81 | 0 | 101 |
| 48 Chetwynd W | 5 | 9 | 7 | 68 | 7 | 3 | 99 | 0 | 184 |
| 49 Chetwynd | 2 | 4 | 4 | 42 | 7 | 4 | 63 | 0 | 100 |
| 50 Chetwynd | 3 | 8 | 13 | 103 | 14 | 9 | 150 | 1 | 281 |
| 51 Chetwynd | 6 | 5 | 3 | 103 | 6 | 4 | 127 | 0 | 214 |
| 52 Chetwynd | 3 | 12 | 9 | 112 | 16 | 8 | 160 | 1 | 253 |
| 53 Chetwynd | 2 | 8 | 5 | 71 | 13 | 6 | 105 | 0 | 224 |
| 54 Chetwynd | 6 | 19 | 3 | 74 | 16 | 12 | 130 | 0 | 286 |
| 55 Chetwynd S | 10 | 17 | 12 | 150 | 20 | 22 | 231 | 0 | 351 |
| 56 South Dawson | 2 | 13 | 16 | 126 | 27 | 13 | 197 | 0 | 315 |
| 57 Tomslake | 4 | 34 | 4 | 63 | 108 | 9 | 222 | 1 | 300 |
| 59 Tumbler Ridge | 1 | 5 | 7 | 74 | 9 | 5 | 101 | 0 | 290 |
| 60 Tumbler Ridge | 2 | 3 | 3 | 59 | 4 | 2 | 73 | 0 | 258 |

**Peace River South Electoral District
Voting Results**

State ment of Votes
Elections British Columbia

| Voting Area (con tin ued) | Garret Golhof UPBC | Elmer Kabush NDP | Stacey Dean Lajeunesse GP | Blair Lekstrom LIB | Grant Mitton SC | Michelle Rainey-Fenkarek BCM | Total Valid Votes | Rejected Ballots | No. of Registered Voters |
|---|--------------------------|------------------------|---------------------------------|--------------------------|-----------------------|------------------------------------|-------------------------|---------------------|--------------------------------|
| 61 Tum bler Ridge | 5 | 10 | 5 | 34 | 1 | 3 | 58 | 0 | 215 |
| 62 Tum bler Ridge | 6 | 6 | 7 | 93 | 9 | 6 | 127 | 0 | 293 |
| 63 Tum bler Ridge | 5 | 5 | 5 | 85 | 7 | 2 | 109 | 0 | 276 |
| 64 Tum bler Ridge | 1 | 3 | 3 | 21 | 3 | 0 | 31 | 0 | 140 |
| 65 Tum bler Ridge | 3 | 7 | 8 | 32 | 2 | 3 | 55 | 0 | 182 |
| 66 Lone Prai rie *4. | 2 | 2 | 2 | 31 | 13 | 3 | 53 | 0 | 98 |
| 67 Wil low Flats | 2 | 1 | 2 | 37 | 4 | 3 | 49 | 0 | 107 |
| 68 Mount Lemoray *4. | - | - | - | - | - | - | - | - | 7 |
| 69 Kelly Lake | 0 | 3 | 0 | 21 | 3 | 1 | 28 | 0 | 108 |
| SubTotals | 215 | 728 | 387 | 6,119 | 1,666 | 410 | 9,525 | 26 | 16,028 |
| S. 98 Mobiles | 0 | 2 | 0 | 2 | 0 | 5 | 9 | 1 | |
| S. 99 Ab sen tee - in ED | 5 | 31 | 17 | 174 | 43 | 24 | 294 | 1 | |
| S. 100 Ab sen tee - out of ED | 1 | 4 | 3 | 25 | 8 | 2 | 43 | 4 | |
| S. 101 Ab sen tee - Ad vance. | 0 | 0 | 0 | 10 | 1 | 2 | 13 | 1 | |
| S. 104 Voting in DEO of fice. | 4 | 2 | 0 | 60 | 7 | 1 | 74 | 0 | |
| S. 106 Voting by mail | 0 | 0 | 0 | 3 | 1 | 0 | 4 | 1 | |
| Grand Totals | 225 | 767 | 407 | 6,393 | 1,726 | 444 | 9,962 | 34 | 16,028 |
| % of Valid Votes | 2.25% | 7.69% | 4.08% | 64.20% | 17.33% | 4.45% | | | |

Summary:

| | | | |
|-----------------------------------|--------------|--------|---------------------|
| Valid Votes - Gen eral & Ad vance | 9,525 | 95.61% | To tal Valid Votes |
| S. 98 Mobiles | 9 | 0.09% | To tal Valid Votes |
| S. 99 Ab sen tee - in ED | 294 | 2.95% | To tal Valid Votes |
| S. 100 Ab sen tee - out of ED | 43 | 0.43% | To tal Valid Votes |
| S. 101 Ab sen tee - Ad vance | 13 | 0.13% | To tal Valid Votes |
| S. 104 Voting in DEO of fice | 74 | 0.74% | To tal Valid Votes |
| S. 106 Voting by mail | 4 | 0.05% | To tal Valid Votes |
| To tal Valid Votes | 9,962 | | |
| Rejected Ballots | 34 | 0.34% | Ball ots Cast |
| Reg is tered Voters Who Voted | 9,996 | 62.37% | Reg is tered Voters |

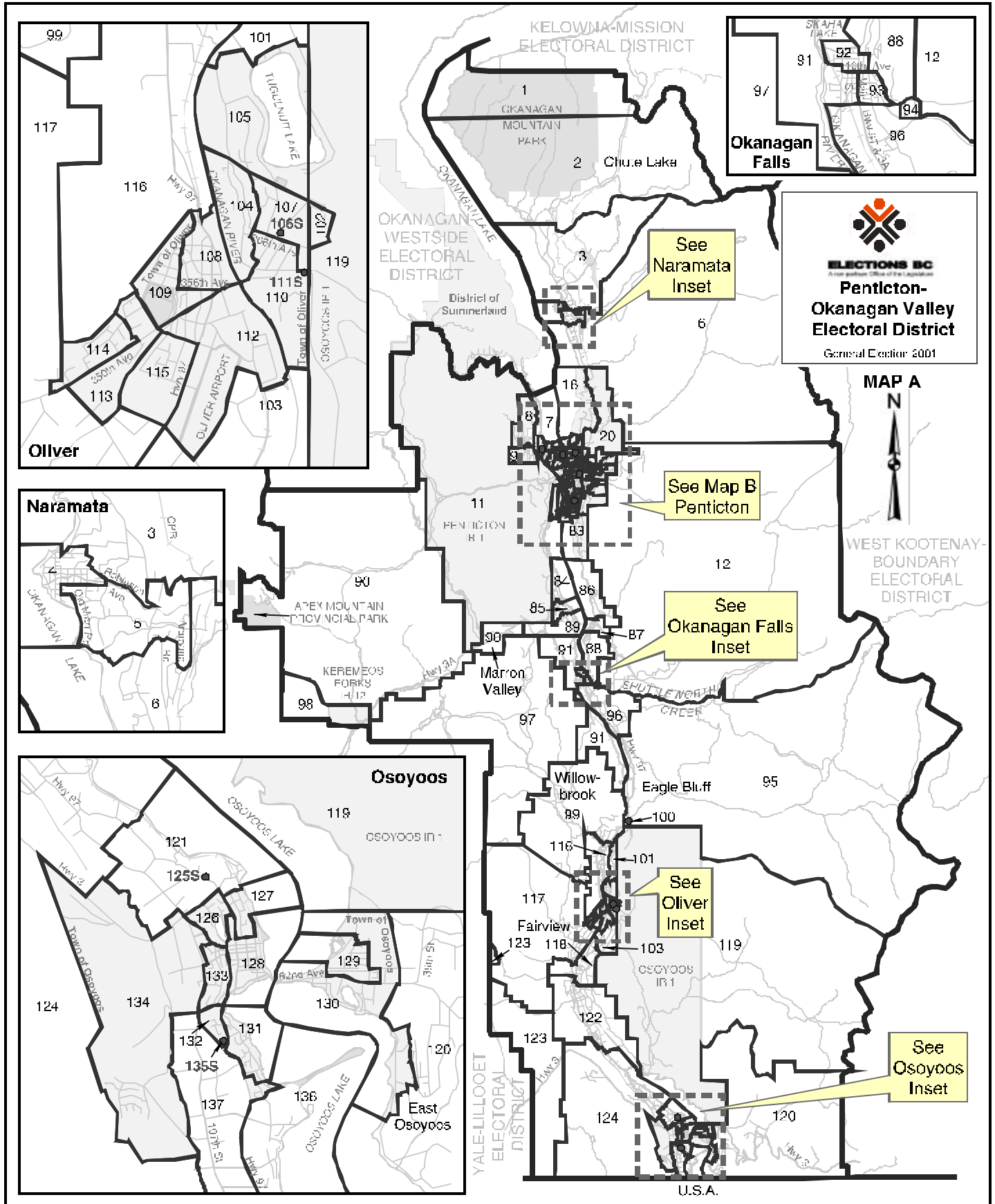
Candidate Elected: Blair Lekstrom (LIB)

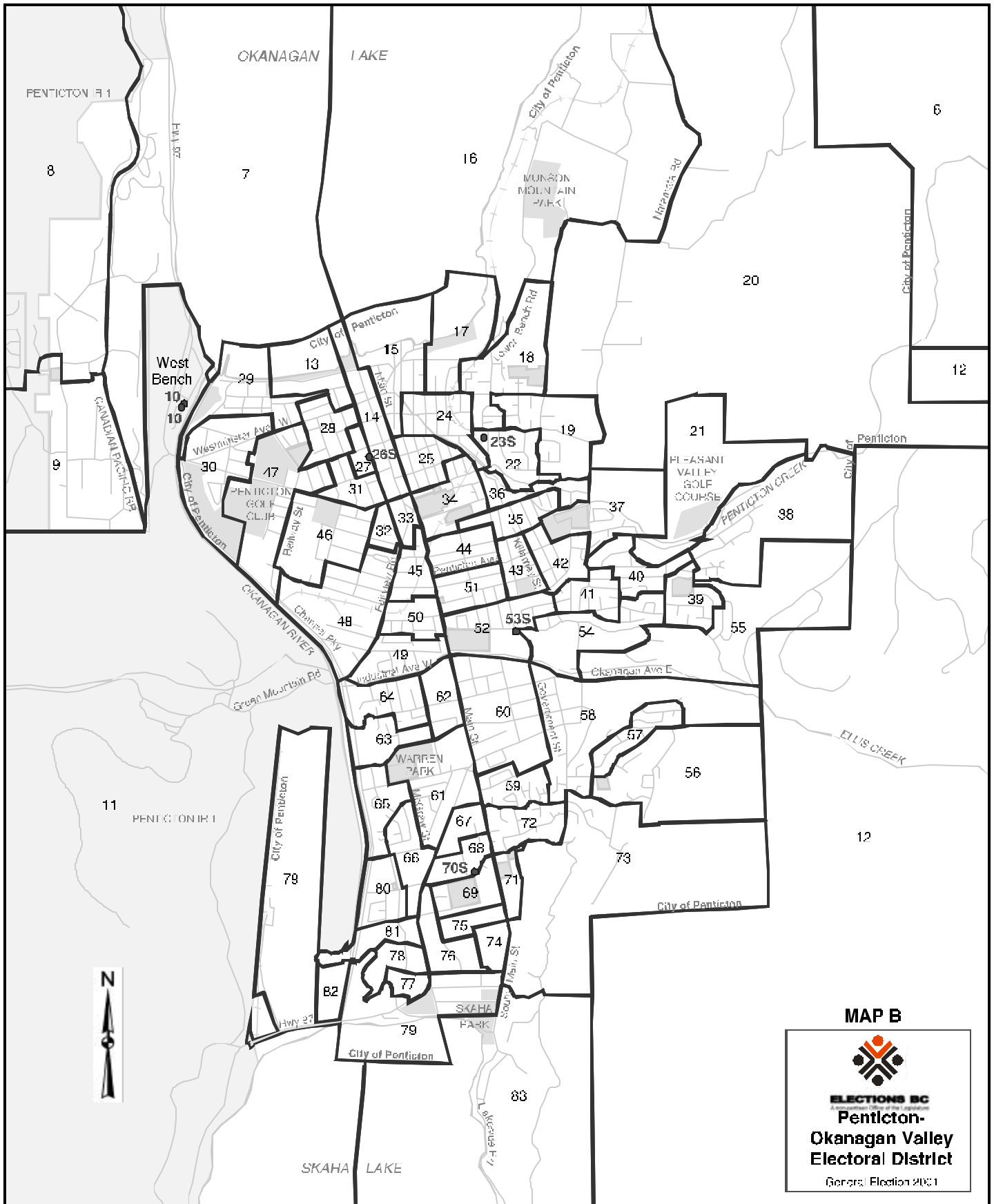
*1 Voting Areas 16 and 17S com bined

*2 Voting Areas 40S and 41S com bined

*3 Voting Areas 46 and 47 com bined

*4 Voting Areas 66 and 68 com bined





| | Bill Barisoff LIB | Kal Gidda BCCA | Riley Goldstone BCM | Harry Naegel GP | Walter Ozero UPBC | Naga Terada NDP | Total Valid Votes | Rejected Ballots | No. of Registered Voters |
|-------------------------------|-------------------------|----------------------|---------------------------|-----------------------|-------------------------|-----------------------|-------------------------|---------------------|--------------------------------|
| Ad vance Voting | | | | | | | | | |
| Kaleden | 103 | 3 | 6 | 16 | 3 | 22 | 153 | 1 | |
| Oliver | 276 | 20 | 5 | 37 | 15 | 37 | 390 | 1 | |
| Osoyoos | 310 | 2 | 3 | 32 | 12 | 53 | 412 | 0 | |
| Penticton | 1,321 | 16 | 24 | 264 | 42 | 289 | 1,956 | 7 | |
| General Voting | | | | | | | | | |
| Voting Area | | | | | | | | | |
| 1 Naramata Rural | 0 | 0 | 0 | 0 | 0 | 0 | 0 | 0 | 0 |
| 2 Naramata Ru ral *1. | - | - | - | - | - | - | - | - | 36 |
| 3 Naramata *1 | 103 | 0 | 12 | 41 | 1 | 20 | 177 | 0 | 221 |
| 4 Naramata | 92 | 1 | 4 | 53 | 3 | 20 | 173 | 0 | 248 |
| 5 Naramata | 116 | 1 | 10 | 71 | 5 | 43 | 246 | 0 | 360 |
| 6 Naramata | 139 | 1 | 11 | 46 | 3 | 23 | 223 | 0 | 384 |
| 7 West Bench | 96 | 0 | 9 | 29 | 3 | 28 | 165 | 0 | 251 |
| 8 West Bench | 213 | 3 | 3 | 48 | 6 | 30 | 303 | 0 | 451 |
| 9 West Bench | 156 | 0 | 10 | 37 | 2 | 43 | 248 | 0 | 335 |
| 10 Penticton | 131 | 1 | 0 | 19 | 8 | 30 | 189 | 0 | 340 |
| 11 Penticton | 74 | 2 | 5 | 10 | 3 | 19 | 113 | 2 | 279 |
| 12 Okanagan Falls | 49 | 1 | 8 | 8 | 3 | 8 | 77 | 0 | 175 |
| 13 Penticton | 107 | 6 | 1 | 25 | 7 | 37 | 183 | 1 | 313 |
| 14 Penticton | 53 | 2 | 7 | 15 | 6 | 12 | 95 | 0 | 213 |
| 15 Penticton | 71 | 0 | 3 | 28 | 1 | 16 | 119 | 1 | 224 |
| 16 Penticton | 126 | 0 | 6 | 48 | 2 | 30 | 212 | 0 | 320 |
| 17 Penticton | 119 | 3 | 3 | 27 | 0 | 26 | 178 | 0 | 321 |
| 18 Penticton | 143 | 2 | 3 | 45 | 5 | 31 | 229 | 0 | 366 |
| 19 Penticton | 134 | 3 | 8 | 39 | 4 | 29 | 217 | 0 | 340 |
| 20 Penticton | 108 | 3 | 5 | 21 | 0 | 17 | 154 | 0 | 273 |
| 21 Penticton | 72 | 0 | 12 | 46 | 1 | 24 | 155 | 0 | 293 |
| 22 Penticton | 128 | 0 | 7 | 31 | 1 | 22 | 189 | 0 | 295 |
| 23S Penticton | 19 | 1 | 0 | 2 | 0 | 4 | 26 | 0 | 43 |
| 24 Penticton | 91 | 3 | 17 | 40 | 2 | 28 | 181 | 0 | 353 |
| 25 Penticton | 61 | 2 | 17 | 35 | 5 | 25 | 145 | 1 | 295 |
| 26S Penticton *2 | - | - | - | - | - | - | - | - | 40 |
| 27 Penticton | 82 | 2 | 2 | 35 | 1 | 28 | 150 | 0 | 404 |
| 28 Penticton | 115 | 5 | 12 | 36 | 9 | 40 | 217 | 0 | 403 |
| 29 Penticton | 85 | 2 | 9 | 36 | 2 | 27 | 161 | 0 | 297 |
| 30 Penticton | 116 | 3 | 11 | 31 | 3 | 29 | 193 | 0 | 369 |
| 31 Penticton | 84 | 3 | 12 | 28 | 3 | 20 | 150 | 1 | 288 |
| 32 Penticton | 67 | 1 | 11 | 36 | 1 | 26 | 142 | 0 | 275 |
| 33 Penticton | 69 | 3 | 8 | 16 | 3 | 39 | 138 | 1 | 278 |
| 34 Penticton | 81 | 3 | 14 | 34 | 2 | 30 | 164 | 2 | 314 |
| 35 Penticton | 116 | 5 | 7 | 30 | 4 | 33 | 195 | 1 | 364 |
| 36 Penticton | 79 | 1 | 7 | 30 | 0 | 19 | 136 | 0 | 250 |
| 37 Penticton | 85 | 2 | 4 | 31 | 2 | 28 | 152 | 0 | 291 |
| 38 Penticton | 111 | 2 | 6 | 33 | 5 | 25 | 182 | 0 | 310 |
| 39 Penticton | 101 | 1 | 14 | 23 | 7 | 23 | 169 | 2 | 306 |
| 40 Penticton | 107 | 2 | 7 | 27 | 4 | 25 | 172 | 0 | 285 |
| 41 Penticton | 99 | 4 | 7 | 29 | 4 | 37 | 180 | 2 | 293 |
| 42 Penticton | 72 | 5 | 0 | 32 | 5 | 27 | 141 | 0 | 253 |
| 43 Penticton | 63 | 3 | 6 | 24 | 1 | 19 | 116 | 0 | 205 |
| 44 Penticton | 100 | 6 | 7 | 25 | 6 | 42 | 186 | 0 | 322 |
| 45 Penticton | 105 | 1 | 5 | 22 | 1 | 23 | 157 | 0 | 335 |
| 46 Penticton | 118 | 3 | 11 | 33 | 2 | 27 | 194 | 1 | 309 |
| 47 Penticton | 85 | 6 | 11 | 34 | 4 | 33 | 173 | 0 | 328 |
| 48 Penticton | 104 | 2 | 14 | 25 | 3 | 26 | 174 | 0 | 308 |
| 49 Penticton | 87 | 2 | 7 | 21 | 4 | 29 | 150 | 0 | 257 |
| 50 Penticton | 65 | 3 | 7 | 18 | 0 | 25 | 118 | 0 | 223 |
| 51 Penticton | 100 | 5 | 11 | 30 | 6 | 36 | 188 | 2 | 293 |
| 52 Penticton | 111 | 2 | 1 | 29 | 10 | 26 | 179 | 1 | 326 |
| 53S Penticton *2 | - | - | - | - | - | - | - | - | 43 |
| 54 Penticton | 110 | 2 | 3 | 14 | 0 | 31 | 160 | 0 | 252 |
| 55 Penticton | 137 | 2 | 6 | 21 | 1 | 34 | 201 | 0 | 365 |
| 56 Penticton | 87 | 6 | 2 | 11 | 2 | 20 | 128 | 0 | 211 |
| 57 Penticton | 110 | 13 | 4 | 18 | 9 | 43 | 197 | 0 | 316 |
| 58 Penticton | 128 | 1 | 3 | 24 | 1 | 18 | 175 | 0 | 280 |
| 59 Penticton | 114 | 2 | 5 | 31 | 4 | 19 | 175 | 0 | 292 |

**Penticton-Okanagan Valley Electoral District
Voting Results**

Statement of Votes
Elections British Columbia

| Voting Area (continued) | Bill Barisoff LIB | Kal Gidda BCCA | Riley Goldstone BCM | Harry Naegel GP | Walter Ozero UPBC | Naga Terada NDP | Total Valid Votes | Rejected Ballots | No. of Registered Voters |
|-----------------------------|----------------------|-------------------|------------------------|--------------------|----------------------|--------------------|----------------------|---------------------|--------------------------------|
| 60 Penticton | 80 | 2 | 3 | 14 | 5 | 25 | 129 | 0 | 276 |
| 61 Penticton | 180 | 1 | 5 | 31 | 4 | 65 | 286 | 3 | 535 |
| 62 Penticton | 79 | 1 | 4 | 16 | 4 | 19 | 123 | 0 | 224 |
| 63 Penticton | 104 | 5 | 4 | 18 | 3 | 34 | 168 | 1 | 314 |
| 64 Penticton | 75 | 1 | 11 | 17 | 2 | 17 | 123 | 0 | 229 |
| 65 Penticton | 106 | 1 | 2 | 31 | 5 | 34 | 179 | 0 | 319 |
| 66 Penticton | 79 | 6 | 4 | 11 | 7 | 32 | 139 | 0 | 277 |
| 67 Penticton | 54 | 4 | 1 | 19 | 4 | 27 | 109 | 0 | 233 |
| 68 Penticton | 55 | 1 | 6 | 27 | 0 | 19 | 108 | 0 | 237 |
| 69 Penticton | 64 | 2 | 5 | 9 | 5 | 16 | 101 | 0 | 219 |
| 70S Penticton *2 | 55 | 6 | 2 | 21 | 3 | 32 | 119 | 1 | 52 |
| 71 Penticton | 58 | 3 | 7 | 7 | 2 | 20 | 97 | 0 | 283 |
| 72 Penticton | 108 | 2 | 8 | 30 | 2 | 30 | 180 | 0 | 322 |
| 73 Penticton | 87 | 3 | 0 | 24 | 2 | 11 | 127 | 0 | 216 |
| 74 Penticton | 75 | 0 | 2 | 11 | 0 | 21 | 109 | 0 | 234 |
| 75 Penticton | 89 | 3 | 1 | 16 | 4 | 21 | 134 | 1 | 299 |
| 76 Penticton | 131 | 4 | 6 | 31 | 3 | 28 | 203 | 0 | 355 |
| 77 Penticton | 92 | 1 | 5 | 20 | 1 | 29 | 148 | 0 | 284 |
| 78 Penticton | 94 | 0 | 2 | 12 | 1 | 29 | 138 | 0 | 253 |
| 79 Penticton | 110 | 1 | 2 | 25 | 1 | 27 | 166 | 3 | 315 |
| 80 Penticton | 88 | 0 | 4 | 22 | 4 | 25 | 143 | 0 | 288 |
| 81 Penticton | 76 | 1 | 3 | 14 | 4 | 21 | 119 | 0 | 263 |
| 82 Penticton | 18 | 0 | 2 | 8 | 1 | 8 | 37 | 0 | 113 |
| 83 Penticton | 149 | 3 | 6 | 21 | 3 | 26 | 208 | 0 | 361 |
| 84 Kaleden | 105 | 2 | 10 | 30 | 4 | 22 | 173 | 0 | 255 |
| 85 Kaleden | 128 | 5 | 8 | 37 | 0 | 23 | 201 | 0 | 302 |
| 86 Okanagan Falls | 135 | 6 | 8 | 19 | 12 | 20 | 200 | 0 | 302 |
| 87 Okanagan Falls | 88 | 2 | 1 | 23 | 3 | 12 | 129 | 0 | 190 |
| 88 Okanagan Falls | 152 | 9 | 2 | 26 | 7 | 28 | 224 | 1 | 306 |
| 89 Kaleden | 120 | 6 | 5 | 29 | 2 | 35 | 197 | 0 | 320 |
| 90 Kaleden | 52 | 1 | 3 | 17 | 4 | 8 | 85 | 1 | 175 |
| 91 Okanagan Falls | 153 | 15 | 12 | 27 | 5 | 28 | 240 | 2 | 371 |
| 92 Okanagan Falls | 91 | 6 | 4 | 21 | 2 | 27 | 151 | 0 | 207 |
| 93 Okanagan Falls | 111 | 14 | 10 | 15 | 4 | 29 | 183 | 1 | 292 |
| 94 Okanagan Falls | 114 | 7 | 4 | 22 | 5 | 28 | 180 | 0 | 276 |
| 95 Oliver | 112 | 12 | 2 | 25 | 5 | 16 | 172 | 0 | 288 |
| 96 Okanagan Falls | 132 | 28 | 4 | 24 | 3 | 28 | 219 | 0 | 307 |
| 97 Kaleden | 126 | 0 | 6 | 21 | 3 | 22 | 178 | 0 | 282 |
| 98 Kaleden | 0 | 0 | 0 | 0 | 0 | 0 | 0 | 0 | 0 |
| 99 Oliver | 128 | 2 | 8 | 16 | 3 | 36 | 193 | 1 | 297 |
| 100 Oliver | 38 | 10 | 1 | 24 | 2 | 33 | 108 | 0 | 160 |
| 101 Oliver | 52 | 3 | 7 | 14 | 6 | 24 | 106 | 0 | 175 |
| 102 Oliver | 80 | 0 | 2 | 8 | 3 | 16 | 109 | 0 | 177 |
| 103 Oliver | 105 | 8 | 4 | 16 | 5 | 22 | 160 | 1 | 253 |
| 104 Oliver | 159 | 2 | 3 | 29 | 8 | 34 | 235 | 1 | 368 |
| 105 Oliver | 149 | 5 | 4 | 21 | 3 | 22 | 204 | 2 | 344 |
| 106S Oliver *3 | - | - | - | - | - | - | - | - | 19 |
| 107 Oliver | 159 | 7 | 4 | 29 | 4 | 37 | 240 | 1 | 359 |
| 108 Oliver | 103 | 6 | 3 | 23 | 4 | 20 | 159 | 1 | 284 |
| 109 Oliver | 85 | 1 | 5 | 20 | 6 | 26 | 143 | 1 | 238 |
| 110 Oliver | 97 | 4 | 1 | 15 | 0 | 14 | 131 | 0 | 203 |
| 111S Oliver *3 | 18 | 1 | 2 | 3 | 0 | 4 | 28 | 0 | 31 |
| 112 Oliver | 90 | 4 | 8 | 16 | 4 | 34 | 156 | 0 | 295 |
| 113 Oliver | 85 | 6 | 4 | 17 | 4 | 23 | 139 | 1 | 202 |
| 114 Oliver | 109 | 1 | 3 | 19 | 11 | 28 | 171 | 0 | 264 |
| 115 Oliver | 113 | 4 | 6 | 27 | 5 | 30 | 185 | 1 | 319 |
| 116 Oliver | 138 | 6 | 6 | 35 | 2 | 37 | 224 | 1 | 345 |
| 117 Oliver | 181 | 12 | 7 | 18 | 0 | 22 | 240 | 0 | 351 |
| 118 Oliver | 119 | 8 | 5 | 15 | 7 | 17 | 171 | 2 | 259 |
| 119 Oliver | 44 | 4 | 1 | 20 | 5 | 14 | 88 | 1 | 170 |
| 120 Osoyoos | 162 | 6 | 5 | 20 | 8 | 46 | 247 | 0 | 369 |
| 121 Osoyoos *4 | 82 | 3 | 3 | 14 | 4 | 18 | 124 | 0 | 227 |
| 122 Oliver | 123 | 14 | 6 | 20 | 4 | 36 | 203 | 0 | 306 |
| 123 Osoyoos *4 | - | - | - | - | - | - | - | - | 2 |
| 124 Osoyoos | 121 | 9 | 2 | 27 | 3 | 32 | 194 | 1 | 324 |
| 125S Osoyoos *5 | - | - | - | - | - | - | - | - | 16 |
| 126 Osoyoos | 123 | 2 | 6 | 15 | 8 | 34 | 188 | 0 | 329 |

| Voting Area (con tin ued) | Bill Barisoff LIB | Kal Gidda BCCA | Riley Goldstone BCM | Harry Naegel GP | Walter Ozero UPBC | Naga Terada NDP | Total Valid Votes | Rejected Ballots | No. of Registered Voters |
|---|-------------------|----------------|---------------------|-----------------|-------------------|-----------------|-------------------|------------------|--------------------------|
| 127 Osoyoos | 113 | 7 | 7 | 15 | 4 | 33 | 179 | 0 | 302 |
| 128 Osoyoos | 120 | 4 | 11 | 25 | 7 | 36 | 203 | 1 | 361 |
| 129 Osoyoos | 154 | 4 | 1 | 23 | 9 | 50 | 241 | 0 | 386 |
| 130 Osoyoos | 93 | 1 | 4 | 22 | 1 | 36 | 157 | 0 | 300 |
| 131 Osoyoos | 157 | 3 | 1 | 26 | 5 | 31 | 223 | 2 | 356 |
| 132 Osoyoos | 79 | 1 | 6 | 9 | 2 | 18 | 115 | 1 | 183 |
| 133 Osoyoos | 154 | 4 | 6 | 30 | 5 | 51 | 250 | 2 | 415 |
| 134 Osoyoos | 205 | 7 | 5 | 23 | 9 | 29 | 278 | 0 | 400 |
| 135S Osoyoos *5 | 22 | 0 | 2 | 3 | 3 | 6 | 36 | 0 | 23 |
| 136 Osoyoos | 104 | 2 | 1 | 13 | 2 | 23 | 145 | 0 | 213 |
| 137 Osoyoos | 90 | 9 | 3 | 9 | 2 | 23 | 136 | 0 | 202 |
| SubTotals | 15,183 | 513 | 760 | 3,450 | 539 | 3,810 | 24,255 | 62 | 36,615 |
| S. 98 Mobiles | 43 | 3 | 2 | 4 | 3 | 6 | 61 | 1 | |
| S. 99 Ab sen tee - in ED | 89 | 1 | 16 | 29 | 1 | 31 | 167 | 0 | |
| S. 100 Ab sen tee - out of ED | 51 | 1 | 5 | 19 | 2 | 15 | 93 | 2 | |
| S. 101 Ab sen tee - Ad vance | 13 | 1 | 0 | 3 | 3 | 1 | 21 | 0 | |
| S. 104 Voting in DEO of fice. | 184 | 2 | 3 | 8 | 5 | 12 | 214 | 6 | |
| S. 106 Voting by mail | 46 | 1 | 0 | 11 | 0 | 12 | 70 | 2 | |
| Grand Totals | 15,609 | 522 | 786 | 3,524 | 553 | 3,887 | 24,881 | 73 | 36,615 |
| % of Valid Votes | 62.73% | 2.10% | 3.16% | 14.16% | 2.23% | 15.62% | | | |

Summary:

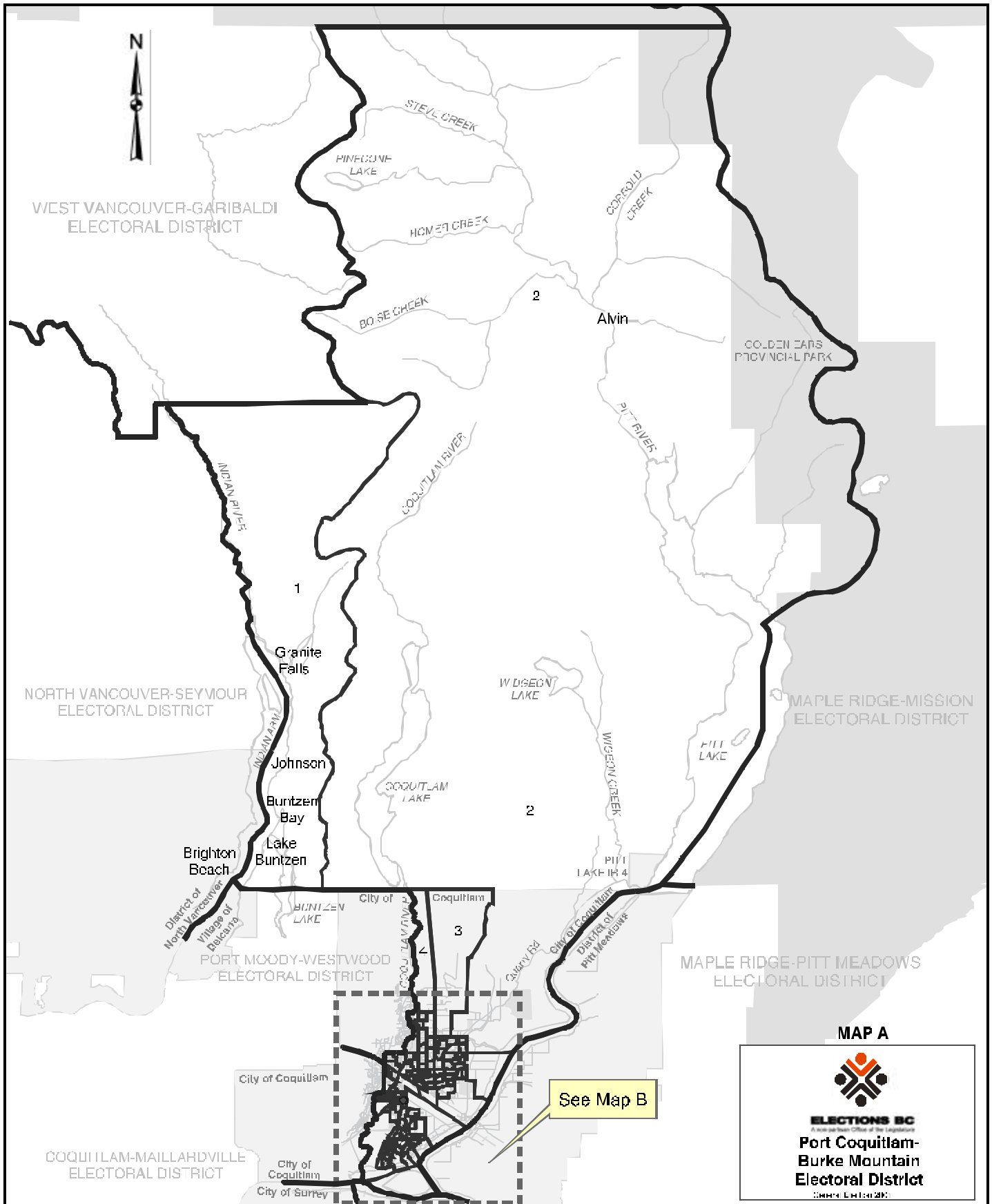
| | | | |
|-----------------------------------|--------|--------|--------------------|
| Valid Votes - Gen eral & Ad vance | 24,255 | 97.48% | To tal Valid Votes |
| S. 98 Mobiles | 61 | 0.25% | To tal Valid Votes |
| S. 99 Ab sen tee - in ED | 167 | 0.67% | To tal Valid Votes |
| S. 100 Ab sen tee - out of ED | 93 | 0.37% | To tal Valid Votes |
| S. 101 Ab sen tee - Ad vance | 21 | 0.09% | To tal Valid Votes |
| S. 104 Voting in DEO of fice | 214 | 0.86% | To tal Valid Votes |
| S. 106 Voting by mail | 70 | 0.28% | To tal Valid Votes |

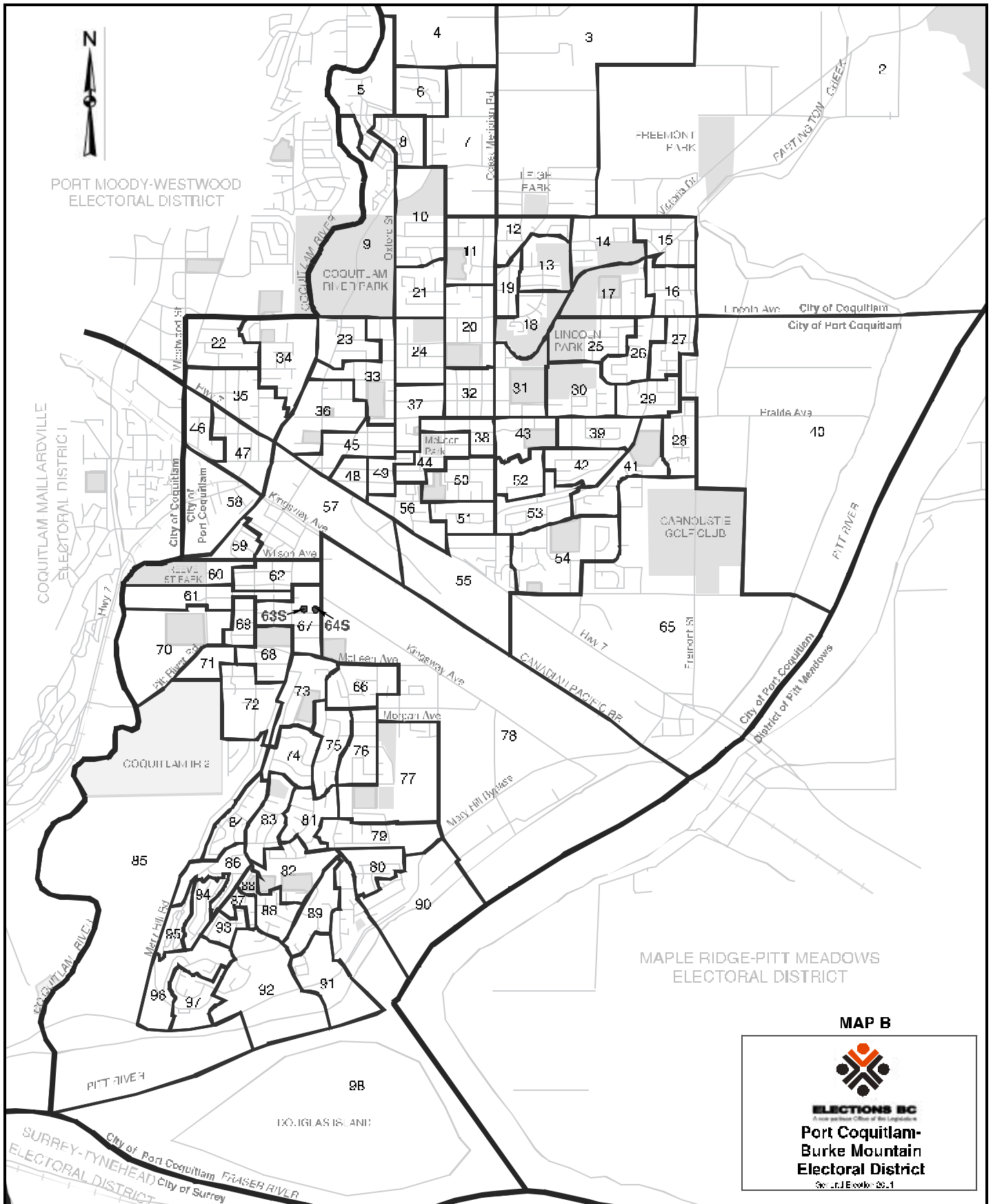
To tal Valid Votes 24,881

| | | | |
|-------------------------------|--------|--------|---------------------|
| Rejected Ballots | 73 | 0.29% | Ball ots Cast |
| Reg is tered Voters Who Voted | 24,954 | 68.15% | Reg is tered Voters |

Candidate Elected: Bill Barisoff (LIB)

*1 Voting Areas 2 and 3 com bined *2 Voting Areas 26S, 53S and 70S com bined
*3 Voting Areas 106S and 111S com bined *4 Voting Areas 121 and 123 com bined
*5 Voting Areas 125S and 135S com bined





| | Craig Braconnier IND | Chris Delaney UPBC | Clay Fanstone RP | Mike Farnworth NDP | Kelli Gallagher GP | Doug Hewer BCM | Karn Manhas LIB | Total Valid Votes | Rejected Ballots | No. of Registered Voters |
|--------------------------------|----------------------------|--------------------------|------------------------|--------------------------|--------------------------|----------------------|-----------------------|-------------------------|---------------------|--------------------------------|
| Advance Voting | | | | | | | | | | |
| Hope Lutheran Church | 6 | 70 | 8 | 229 | 43 | 8 | 346 | 710 | 1 | |
| Port Coquitlam | 2 | 47 | 2 | 108 | 22 | 1 | 244 | 426 | 1 | |
| General Voting | | | | | | | | | | |
| Voting Area | | | | | | | | | | |
| 1 | 0 | 0 | 0 | 0 | 0 | 0 | 0 | 0 | 0 | 15 |
| 2 | 0 | 43 | 1 | 53 | 29 | 5 | 94 | 225 | 0 | 305 |
| 3 | 0 | 28 | 2 | 35 | 16 | 1 | 85 | 167 | 3 | 253 |
| 4 | 1 | 8 | 1 | 26 | 9 | 1 | 63 | 109 | 0 | 160 |
| 5 | 2 | 25 | 3 | 70 | 22 | 6 | 93 | 221 | 0 | 324 |
| 6 | 1 | 15 | 0 | 63 | 7 | 2 | 126 | 214 | 3 | 291 |
| 7 | 0 | 39 | 1 | 43 | 10 | 1 | 107 | 201 | 0 | 292 |
| 8 | 1 | 18 | 1 | 81 | 24 | 3 | 100 | 228 | 0 | 305 |
| 9 | 2 | 12 | 1 | 77 | 22 | 4 | 75 | 193 | 0 | 265 |
| 10 | 1 | 29 | 4 | 91 | 29 | 3 | 85 | 242 | 1 | 329 |
| 11 | 1 | 24 | 1 | 86 | 28 | 1 | 110 | 251 | 1 | 335 |
| 12 | 0 | 29 | 2 | 91 | 17 | 6 | 71 | 216 | 1 | 341 |
| 13 | 2 | 34 | 3 | 62 | 8 | 4 | 100 | 213 | 0 | 332 |
| 14 | 1 | 15 | 0 | 57 | 17 | 4 | 99 | 193 | 0 | 293 |
| 15 | 1 | 22 | 1 | 59 | 12 | 3 | 92 | 190 | 0 | 276 |
| 16 | 5 | 11 | 1 | 76 | 17 | 4 | 87 | 201 | 0 | 281 |
| 17 | 1 | 14 | 2 | 58 | 18 | 7 | 72 | 172 | 1 | 241 |
| 18 | 2 | 13 | 1 | 54 | 16 | 1 | 94 | 181 | 1 | 273 |
| 19 | 1 | 13 | 0 | 51 | 15 | 3 | 70 | 153 | 0 | 247 |
| 20 | 2 | 26 | 1 | 75 | 23 | 6 | 110 | 243 | 1 | 366 |
| 21 | 0 | 16 | 4 | 97 | 15 | 1 | 85 | 218 | 1 | 335 |
| 22 | 3 | 24 | 2 | 81 | 25 | 5 | 118 | 258 | 1 | 372 |
| 23 | 2 | 26 | 1 | 57 | 15 | 5 | 87 | 193 | 0 | 270 |
| 24 | 1 | 20 | 0 | 80 | 22 | 7 | 104 | 234 | 0 | 352 |
| 25 | 3 | 17 | 1 | 77 | 24 | 3 | 105 | 230 | 0 | 311 |
| 26 | 2 | 17 | 0 | 44 | 15 | 2 | 96 | 176 | 2 | 259 |
| 27 | 3 | 13 | 0 | 74 | 14 | 1 | 87 | 192 | 0 | 284 |
| 28 | 2 | 35 | 2 | 63 | 14 | 6 | 117 | 239 | 0 | 363 |
| 29 | 4 | 24 | 1 | 65 | 22 | 5 | 67 | 188 | 1 | 314 |
| 30 | 0 | 26 | 0 | 67 | 7 | 2 | 84 | 186 | 1 | 302 |
| 31 | 1 | 26 | 4 | 76 | 18 | 11 | 89 | 225 | 1 | 327 |
| 32 | 1 | 9 | 0 | 83 | 22 | 6 | 74 | 195 | 0 | 344 |
| 33 | 2 | 35 | 2 | 104 | 21 | 4 | 83 | 251 | 1 | 338 |
| 34 | 1 | 24 | 1 | 88 | 21 | 1 | 121 | 257 | 0 | 352 |
| 35 | 1 | 17 | 2 | 77 | 25 | 8 | 99 | 229 | 1 | 304 |
| 36 | 0 | 15 | 2 | 107 | 19 | 3 | 75 | 221 | 0 | 326 |
| 37 | 0 | 11 | 1 | 74 | 27 | 1 | 86 | 200 | 0 | 294 |
| 38 | 4 | 18 | 0 | 72 | 16 | 7 | 86 | 203 | 0 | 372 |
| 39 | 0 | 24 | 4 | 68 | 15 | 2 | 93 | 206 | 1 | 295 |
| 40 | 1 | 14 | 0 | 66 | 22 | 4 | 91 | 198 | 0 | 300 |
| 41 | 0 | 33 | 2 | 63 | 14 | 1 | 139 | 252 | 1 | 337 |
| 42 | 3 | 36 | 0 | 73 | 23 | 4 | 93 | 232 | 0 | 325 |
| 43 | 4 | 19 | 0 | 51 | 18 | 3 | 71 | 166 | 0 | 251 |
| 44 | 1 | 11 | 1 | 53 | 16 | 2 | 74 | 158 | 0 | 282 |
| 45 | 3 | 21 | 0 | 67 | 18 | 16 | 72 | 197 | 1 | 326 |
| 46 | 0 | 1 | 0 | 38 | 7 | 1 | 38 | 85 | 0 | 136 |
| 47 | 3 | 21 | 1 | 91 | 28 | 8 | 96 | 248 | 1 | 386 |
| 48 | 2 | 14 | 2 | 48 | 22 | 3 | 47 | 138 | 0 | 271 |
| 49 | 3 | 23 | 3 | 81 | 25 | 4 | 76 | 215 | 2 | 316 |
| 50 | 3 | 29 | 1 | 77 | 22 | 10 | 81 | 223 | 0 | 336 |
| 51 | 1 | 19 | 1 | 73 | 18 | 8 | 71 | 191 | 0 | 272 |
| 52 | 0 | 15 | 0 | 90 | 21 | 3 | 73 | 202 | 0 | 288 |
| 53 | 0 | 26 | 0 | 79 | 13 | 1 | 133 | 252 | 0 | 385 |
| 54 | 1 | 35 | 1 | 78 | 20 | 1 | 223 | 359 | 1 | 484 |
| 55 | 2 | 14 | 1 | 60 | 10 | 7 | 65 | 159 | 0 | 254 |
| 56 | 2 | 18 | 4 | 73 | 19 | 3 | 84 | 203 | 0 | 284 |
| 57 | 1 | 10 | 0 | 77 | 15 | 2 | 32 | 137 | 0 | 236 |
| 58 | 2 | 22 | 4 | 68 | 20 | 8 | 64 | 188 | 0 | 292 |
| 59 | 2 | 24 | 0 | 67 | 22 | 1 | 56 | 172 | 0 | 272 |
| 60 | 2 | 12 | 5 | 76 | 22 | 5 | 79 | 201 | 0 | 318 |
| 61 | 0 | 14 | 4 | 72 | 21 | 5 | 70 | 186 | 0 | 332 |

| Voting Area (continued) | Craig Braconnier IND | Chris Delaney UPBC | Clay Fanstone RP | Mike Farnworth NDP | Kelli Gallagher GP | Doug Hewer BCM | Karn Manhas LIB | Total Valid Votes | Rejected Ballots | No. of Registered Voters |
|-----------------------------|----------------------------|--------------------------|------------------------|--------------------------|--------------------------|----------------------|-----------------------|-------------------------|---------------------|--------------------------------|
| 62 | 2 | 14 | 2 | 69 | 8 | 3 | 71 | 169 | 0 | 375 |
| 63S | 0 | 0 | 0 | 0 | 0 | 0 | 0 | 0 | 0 | 27 |
| 64S | 2 | 12 | 0 | 18 | 3 | 1 | 28 | 64 | 0 | 77 |
| 65 | 3 | 29 | 0 | 50 | 16 | 5 | 137 | 240 | 2 | 316 |
| 66 | 2 | 31 | 2 | 111 | 15 | 3 | 88 | 252 | 1 | 356 |
| 67 | 0 | 22 | 2 | 103 | 16 | 11 | 83 | 237 | 3 | 340 |
| 68 | 0 | 20 | 3 | 104 | 37 | 10 | 71 | 245 | 0 | 374 |
| 69 | 2 | 27 | 0 | 65 | 25 | 7 | 94 | 220 | 0 | 339 |
| 70 | 2 | 38 | 6 | 99 | 25 | 8 | 180 | 358 | 0 | 490 |
| 71 | 0 | 15 | 6 | 91 | 15 | 4 | 103 | 234 | 2 | 335 |
| 72 | 1 | 22 | 2 | 49 | 5 | 2 | 48 | 129 | 0 | 193 |
| 73 | 2 | 14 | 1 | 66 | 25 | 6 | 88 | 202 | 1 | 301 |
| 74 | 1 | 30 | 2 | 73 | 20 | 3 | 92 | 221 | 0 | 312 |
| 75 | 1 | 19 | 2 | 70 | 23 | 3 | 89 | 207 | 1 | 297 |
| 76 | 2 | 24 | 1 | 91 | 28 | 10 | 91 | 247 | 0 | 353 |
| 77 | 4 | 32 | 0 | 77 | 21 | 5 | 104 | 243 | 0 | 323 |
| 78 | 0 | 23 | 3 | 55 | 21 | 5 | 71 | 178 | 0 | 275 |
| 79 | 1 | 24 | 1 | 82 | 16 | 7 | 71 | 202 | 0 | 298 |
| 80 | 2 | 22 | 3 | 41 | 12 | 5 | 81 | 166 | 0 | 246 |
| 81 | 0 | 42 | 0 | 67 | 25 | 3 | 83 | 220 | 0 | 316 |
| 82 | 2 | 27 | 0 | 84 | 21 | 6 | 82 | 222 | 0 | 349 |
| 83 | 1 | 30 | 2 | 77 | 13 | 7 | 87 | 217 | 1 | 300 |
| 84 | 3 | 17 | 1 | 89 | 20 | 5 | 86 | 221 | 1 | 309 |
| 85 | 0 | 16 | 2 | 78 | 26 | 3 | 134 | 259 | 0 | 375 |
| 86 | 0 | 32 | 0 | 51 | 14 | 1 | 116 | 214 | 0 | 286 |
| 87 | 0 | 11 | 0 | 53 | 4 | 1 | 90 | 159 | 0 | 210 |
| 88 | 1 | 30 | 1 | 49 | 10 | 1 | 142 | 234 | 1 | 347 |
| 89 | 0 | 23 | 1 | 62 | 15 | 6 | 120 | 227 | 0 | 297 |
| 90 | 1 | 18 | 2 | 51 | 7 | 3 | 56 | 138 | 2 | 226 |
| 91 | 1 | 15 | 3 | 81 | 11 | 0 | 140 | 251 | 0 | 337 |
| 92 | 1 | 37 | 2 | 54 | 18 | 3 | 166 | 281 | 0 | 351 |
| 93 | 2 | 16 | 0 | 46 | 5 | 1 | 98 | 168 | 2 | 221 |
| 94 | 1 | 19 | 0 | 55 | 12 | 4 | 124 | 215 | 0 | 321 |
| 95 | 2 | 12 | 0 | 25 | 15 | 1 | 93 | 148 | 0 | 232 |
| 96 | 0 | 45 | 2 | 52 | 18 | 4 | 227 | 348 | 0 | 488 |
| 97 | 1 | 36 | 0 | 58 | 8 | 3 | 147 | 253 | 2 | 342 |
| 98 | 3 | 29 | 0 | 98 | 15 | 8 | 96 | 249 | 0 | 347 |
| SubTotals | 144 | 2,236 | 145 | 6,964 | 1,765 | 412 | 9,584 | 21,250 | 49 | 29,602 |
| S. 98 Mobiles | 4 | 10 | 0 | 45 | 4 | 1 | 42 | 106 | 1 | |
| S. 99 Absentee - in ED | 1 | 34 | 4 | 107 | 48 | 21 | 207 | 422 | 0 | |
| S. 100 Absentee - out of ED | 1 | 10 | 1 | 29 | 15 | 9 | 37 | 102 | 2 | |
| S. 101 Absentee - Advance | 0 | 1 | 0 | 6 | 0 | 1 | 9 | 17 | 0 | |
| S. 104 Voting in DEO office | 1 | 5 | 0 | 40 | 9 | 2 | 76 | 133 | 1 | |
| S. 106 Voting by mail | 0 | 1 | 0 | 7 | 0 | 0 | 8 | 16 | 1 | |
| Grand Totals | 151 | 2,297 | 150 | 7,198 | 1,841 | 446 | 9,963 | 22,046 | 54 | 29,602 |
| % of Valid Votes | 0.68% | 10.42% | 0.68% | 32.65% | 8.36% | 2.02% | 45.19% | | | |

(continued on next page)

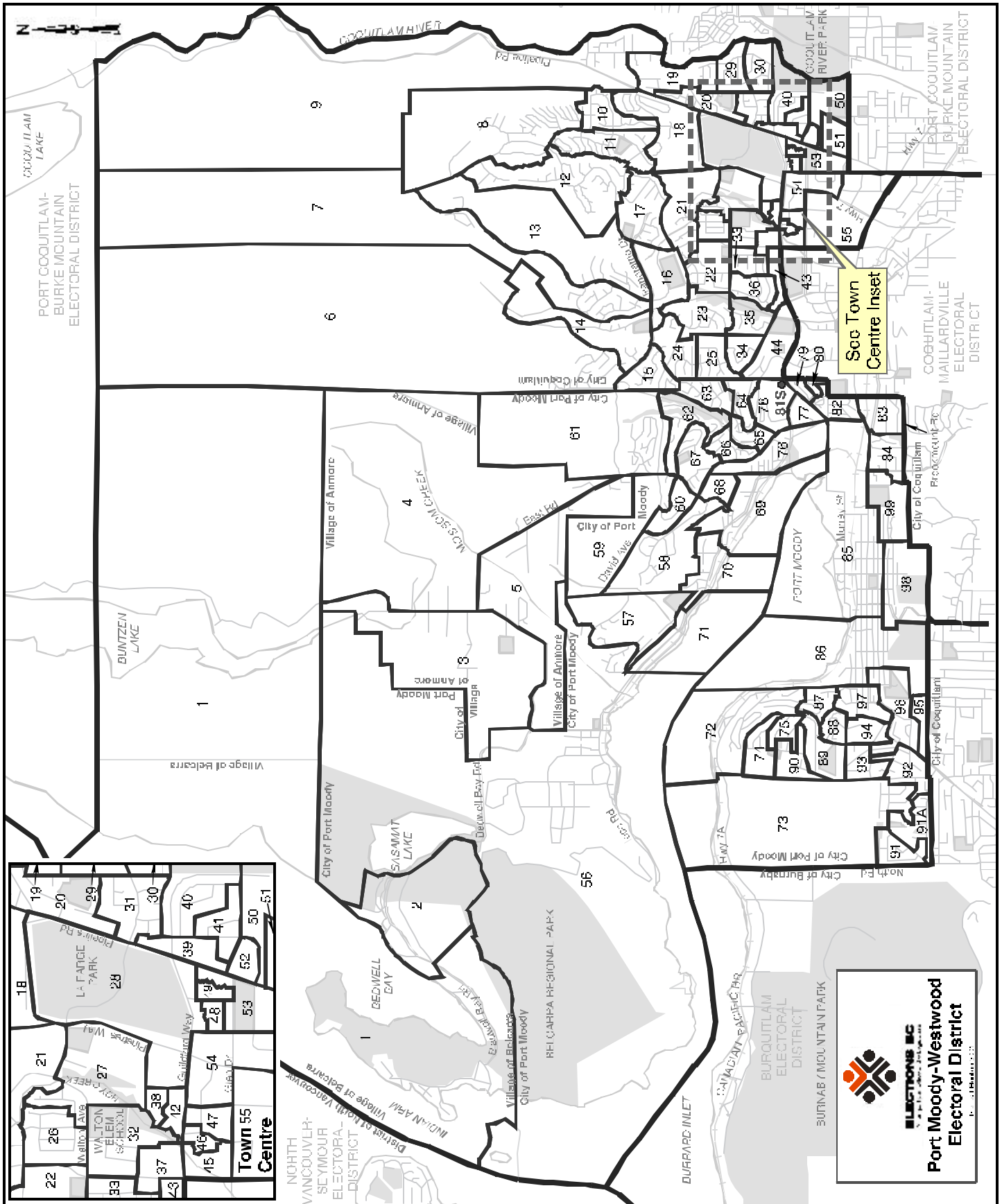
Summary:

| | | | |
|---------------------------------|--------|--------|-------------------|
| Valid Votes - General & Advance | 21,250 | 96.39% | Total Valid Votes |
| S. 98 Mables | 106 | 0.48% | Total Valid Votes |
| S. 99 Absentee - in ED | 422 | 1.91% | Total Valid Votes |
| S. 100 Absentee - out of ED | 102 | 0.46% | Total Valid Votes |
| S. 101 Absentee - Advance | 17 | 0.08% | Total Valid Votes |
| S. 104 Voting in DEO of office | 133 | 0.61% | Total Valid Votes |
| S. 106 Voting by mail | 16 | 0.07% | Total Valid Votes |

Total Valid Votes 22,046

| | | | |
|-----------------------------|--------|--------|-------------------|
| Rejected Ballots | 54 | 0.24% | Ballots Cast |
| Registered Voters Who Voted | 22,100 | 74.66% | Registered Voters |

Candidate Elected: Karn Manhas (LIB)



| | Christy Clark LIB | Brian Revel NDP | Graeme Smecher BCM | Total Valid Votes | Rejected Ballots | No. of Registered Voters |
|-------------------------|-------------------------|-----------------------|--------------------------|-------------------------|---------------------|--------------------------------|
| Advance Voting | | | | | | |
| Coquitlam | 641 | 113 | 31 | 785 | 3 | |
| Port Moody | 670 | 100 | 37 | 807 | 1 | |
| General Voting | | | | | | |
| Voting Area | | | | | | |
| 1 Belcarra | 147 | 26 | 15 | 188 | 4 | 278 |
| 2 Belcarra | 100 | 38 | 14 | 152 | 0 | 209 |
| 3 Port Moody | 126 | 43 | 17 | 186 | 0 | 267 |
| 4 Port Moody | 73 | 15 | 5 | 93 | 0 | 153 |
| 5 Port Moody | 148 | 35 | 16 | 199 | 0 | 295 |
| 6 Coquitlam | 244 | 31 | 9 | 284 | 0 | 428 |
| 7 Coquitlam | 237 | 29 | 9 | 275 | 4 | 452 |
| 8 Coquitlam | 438 | 56 | 12 | 506 | 0 | 708 |
| 9 Coquitlam | 238 | 37 | 14 | 289 | 2 | 435 |
| 10 Coquitlam | 159 | 18 | 6 | 183 | 1 | 271 |
| 11 Coquitlam | 242 | 34 | 10 | 286 | 5 | 457 |
| 12 Coquitlam | 365 | 40 | 13 | 418 | 4 | 668 |
| 13 Coquitlam | 275 | 33 | 6 | 314 | 2 | 489 |
| 14 Coquitlam | 198 | 24 | 8 | 230 | 0 | 270 |
| 15 Coquitlam | 167 | 13 | 7 | 187 | 0 | 289 |
| 16 Coquitlam | 253 | 55 | 8 | 316 | 2 | 477 |
| 17 Coquitlam | 233 | 25 | 10 | 268 | 1 | 433 |
| 18 Coquitlam | 185 | 23 | 13 | 221 | 0 | 328 |
| 19 Coquitlam | 163 | 26 | 19 | 208 | 2 | 341 |
| 20 Coquitlam | 196 | 48 | 7 | 251 | 1 | 394 |
| 21 Coquitlam | 162 | 32 | 8 | 202 | 0 | 339 |
| 22 Coquitlam | 146 | 44 | 13 | 203 | 1 | 319 |
| 23 Coquitlam | 165 | 24 | 13 | 202 | 2 | 323 |
| 24 Coquitlam | 126 | 16 | 8 | 150 | 0 | 272 |
| 25 Coquitlam | 190 | 40 | 8 | 238 | 2 | 344 |
| 26 Coquitlam | 158 | 32 | 8 | 198 | 1 | 299 |
| 27 Coquitlam | 153 | 41 | 7 | 201 | 1 | 358 |
| 28 Coquitlam | 219 | 74 | 14 | 307 | 4 | 458 |
| 29 Coquitlam | 145 | 54 | 19 | 218 | 0 | 324 |
| 30 Coquitlam | 149 | 51 | 16 | 216 | 3 | 346 |
| 31 Coquitlam | 131 | 42 | 18 | 191 | 4 | 316 |
| 32 Coquitlam | 134 | 28 | 4 | 166 | 1 | 246 |
| 33 Coquitlam | 151 | 41 | 6 | 198 | 1 | 293 |
| 34 Coquitlam | 109 | 27 | 3 | 139 | 2 | 221 |
| 35 Coquitlam | 98 | 18 | 12 | 128 | 1 | 189 |
| 36 Coquitlam | 118 | 43 | 6 | 167 | 2 | 289 |
| 37 Coquitlam | 123 | 40 | 11 | 174 | 3 | 285 |
| 38 Coquitlam | 120 | 45 | 5 | 170 | 0 | 285 |
| 39 Coquitlam | 78 | 38 | 18 | 134 | 1 | 273 |
| 40 Coquitlam | 101 | 42 | 12 | 155 | 1 | 277 |
| 41 Coquitlam | 84 | 45 | 11 | 140 | 2 | 221 |
| 42 Coquitlam | 117 | 31 | 19 | 167 | 3 | 319 |
| 43 Coquitlam | 70 | 19 | 0 | 89 | 0 | 163 |
| 44 Coquitlam | 164 | 50 | 14 | 228 | 3 | 345 |
| 45 Coquitlam | 85 | 49 | 9 | 143 | 2 | 275 |
| 46 Coquitlam | 76 | 44 | 13 | 133 | 0 | 253 |
| 47 Coquitlam | 144 | 55 | 12 | 211 | 3 | 309 |
| 48 Coquitlam | 109 | 56 | 12 | 177 | 2 | 286 |
| 49 Coquitlam | 141 | 58 | 11 | 210 | 1 | 284 |
| 50 Coquitlam | 76 | 23 | 9 | 108 | 1 | 207 |
| 51 Coquitlam | 60 | 49 | 11 | 120 | 2 | 208 |
| 52 Coquitlam | 61 | 21 | 23 | 105 | 2 | 175 |
| 53 Coquitlam | 219 | 58 | 10 | 287 | 4 | 414 |
| 54 Coquitlam | 87 | 32 | 10 | 129 | 6 | 250 |
| 55 Coquitlam | 54 | 25 | 8 | 87 | 0 | 127 |
| 56 Port Moody | 198 | 48 | 33 | 279 | 3 | 397 |
| 57 Port Moody | 197 | 34 | 19 | 250 | 0 | 378 |
| 58 Port Moody | 293 | 32 | 12 | 337 | 0 | 562 |
| 59 Port Moody | 62 | 9 | 1 | 72 | 1 | 122 |
| 60 Port Moody | 172 | 26 | 14 | 212 | 3 | 333 |
| 61 Port Moody | 281 | 53 | 10 | 344 | 2 | 509 |

| Voting Area (con tin ued) | Christy Clark LIB | Brian Revel NDP | Graeme Smecher BCM | Total Valid Votes | Rejected Ballots | No. of Registered Voters |
|---|-------------------------|-----------------------|--------------------------|-------------------------|---------------------|--------------------------------|
| 62 Port Moody | 196 | 32 | 8 | 236 | 3 | 351 |
| 63 Port Moody | 186 | 52 | 13 | 251 | 4 | 377 |
| 64 Port Moody | 92 | 21 | 11 | 124 | 0 | 175 |
| 65 Port Moody | 82 | 25 | 9 | 116 | 0 | 205 |
| 66 Port Moody | 93 | 32 | 3 | 128 | 0 | 214 |
| 67 Port Moody | 167 | 22 | 10 | 199 | 1 | 295 |
| 68 Port Moody | 183 | 18 | 4 | 205 | 2 | 351 |
| 69 Port Moody | 126 | 47 | 11 | 184 | 2 | 303 |
| 70 Port Moody | 156 | 34 | 23 | 213 | 2 | 304 |
| 71 Port Moody | 166 | 26 | 13 | 205 | 1 | 313 |
| 72 Port Moody | 205 | 48 | 24 | 277 | 3 | 455 |
| 73 Port Moody | 161 | 39 | 12 | 212 | 2 | 307 |
| 74 Port Moody | 81 | 26 | 14 | 121 | 1 | 169 |
| 75 Port Moody | 108 | 21 | 7 | 136 | 1 | 185 |
| 76 Port Moody | 161 | 58 | 25 | 244 | 6 | 360 |
| 77 Port Moody | 179 | 47 | 15 | 241 | 0 | 361 |
| 78 Port Moody | 100 | 49 | 17 | 166 | 5 | 286 |
| 79 Port Moody | 107 | 32 | 16 | 155 | 0 | 215 |
| 80 Port Moody | 68 | 26 | 15 | 109 | 0 | 187 |
| 81S Port Moody | 20 | 7 | 2 | 29 | 2 | 44 |
| 82 Port Moody | 136 | 51 | 27 | 214 | 0 | 317 |
| 83 Port Moody | 119 | 40 | 14 | 173 | 0 | 263 |
| 84 Port Moody | 152 | 44 | 14 | 210 | 4 | 343 |
| 85 Port Moody | 164 | 74 | 29 | 267 | 1 | 445 |
| 86 Port Moody | 117 | 52 | 22 | 191 | 3 | 319 |
| 87 Port Moody | 108 | 41 | 13 | 162 | 1 | 304 |
| 88 Port Moody | 107 | 43 | 19 | 169 | 2 | 302 |
| 89 Port Moody | 112 | 28 | 10 | 150 | 1 | 262 |
| 90 Port Moody | 133 | 42 | 11 | 186 | 0 | 290 |
| 91 Port Moody | 159 | 52 | 24 | 235 | 2 | 321 |
| 91A Port Moody | 137 | 42 | 7 | 186 | 0 | 267 |
| 92 Port Moody | 129 | 47 | 14 | 190 | 1 | 298 |
| 93 Port Moody | 128 | 46 | 22 | 196 | 2 | 268 |
| 94 Port Moody | 59 | 49 | 23 | 131 | 3 | 254 |
| 95 Port Moody | 51 | 30 | 12 | 93 | 1 | 227 |
| 96 Port Moody | 149 | 58 | 27 | 234 | 7 | 274 |
| 97 Port Moody | 94 | 52 | 20 | 166 | 0 | 282 |
| 98 Port Moody | 121 | 74 | 15 | 210 | 1 | 337 |
| 99 Port Moody | 131 | 67 | 28 | 226 | 1 | 392 |
| SubTotals | 15,967 | 4,045 | 1,359 | 21,371 | 167 | 31,057 |
| S. 98 Mobiles | 18 | 9 | 4 | 31 | 2 | |
| S. 99 Ab sen tee - in ED | 252 | 49 | 40 | 341 | 10 | |
| S. 100 Ab sen tee - out of ED | 67 | 27 | 14 | 108 | 11 | |
| S. 101 Ab sen tee - Ad vance | 13 | 3 | 3 | 19 | 0 | |
| S. 104 Voting in DEO of fice | 177 | 38 | 8 | 223 | 3 | |
| S. 106 Voting by mail | 6 | 7 | 0 | 13 | 0 | |
| Grand Totals | 16,500 | 4,178 | 1,428 | 22,106 | 193 | 31,057 |
| % of Valid Votes | 74.64% | 18.90% | 6.46% | | | |

(con tin ued on next page)

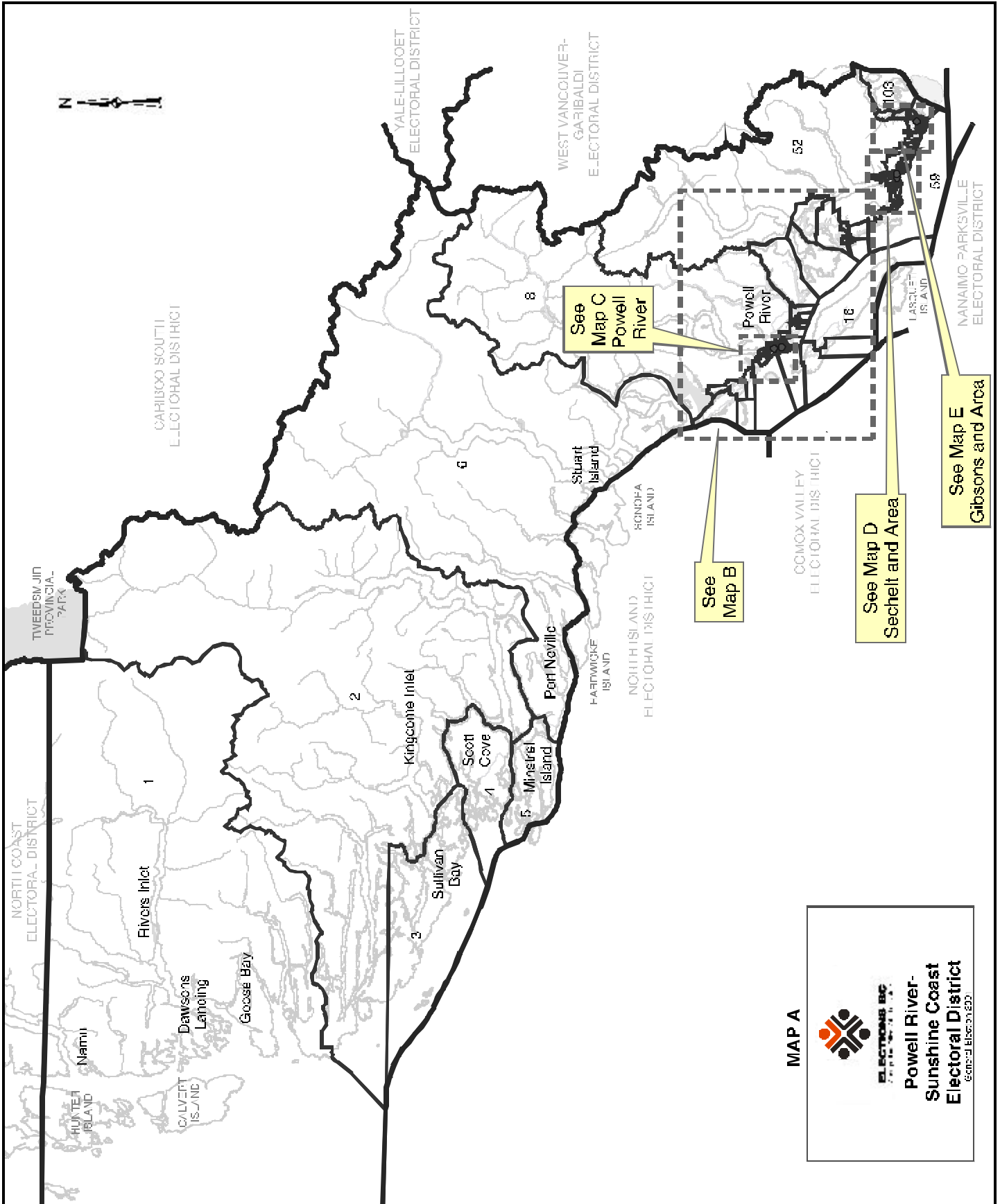
Summary:

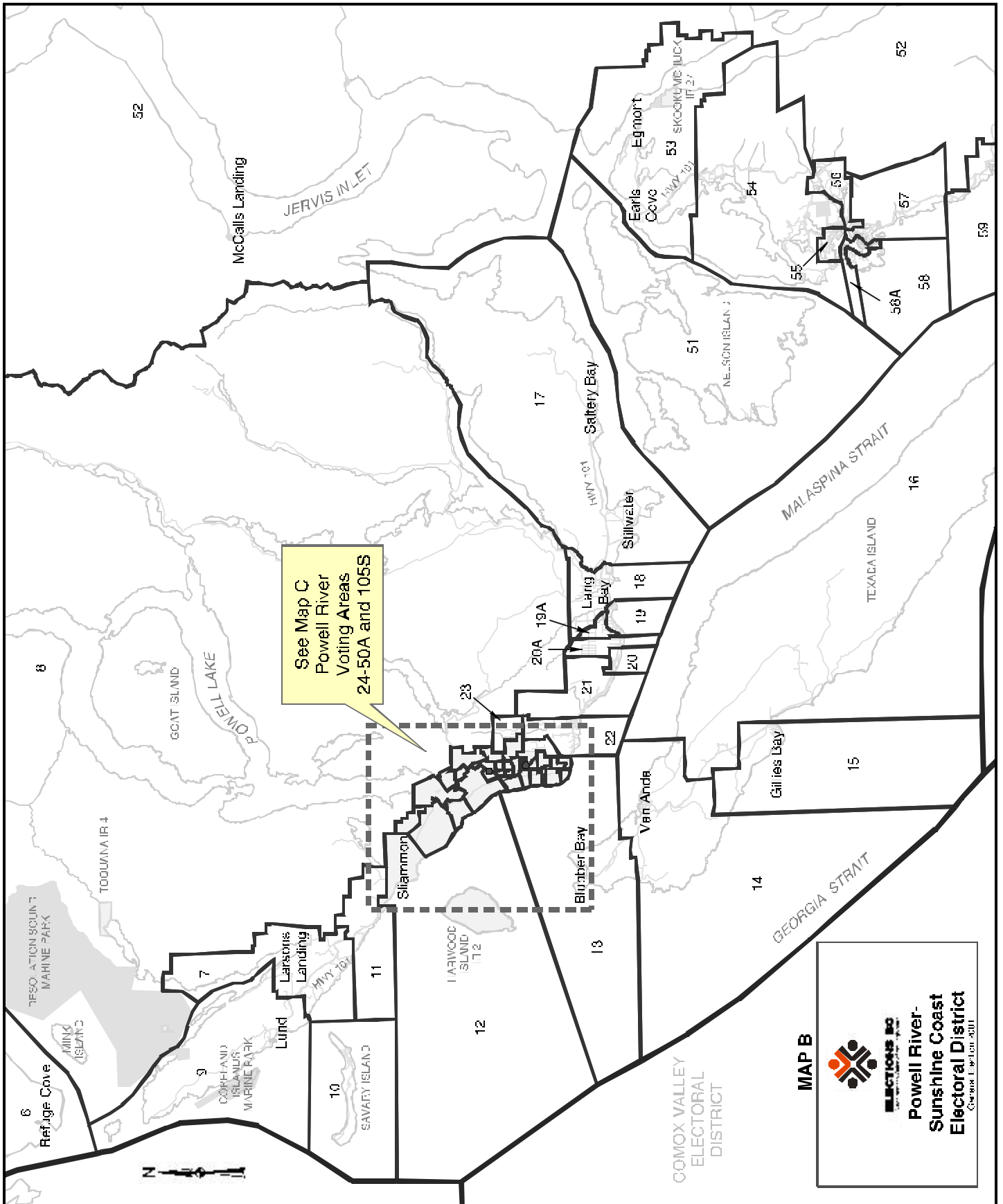
| | | | |
|---------------------------------|--------|--------|-------------------|
| Valid Votes - General & Advance | 21,371 | 96.68% | Total Valid Votes |
| S. 98 Mobiles | 31 | 0.14% | Total Valid Votes |
| S. 99 Absentee - in ED | 341 | 1.54% | Total Valid Votes |
| S. 100 Absentee - out of ED | 108 | 0.48% | Total Valid Votes |
| S. 101 Absentee - Advance | 19 | 0.09% | Total Valid Votes |
| S. 104 Voting in DEO of office | 223 | 1.01% | Total Valid Votes |
| S. 106 Voting by mail | 13 | 0.06% | Total Valid Votes |

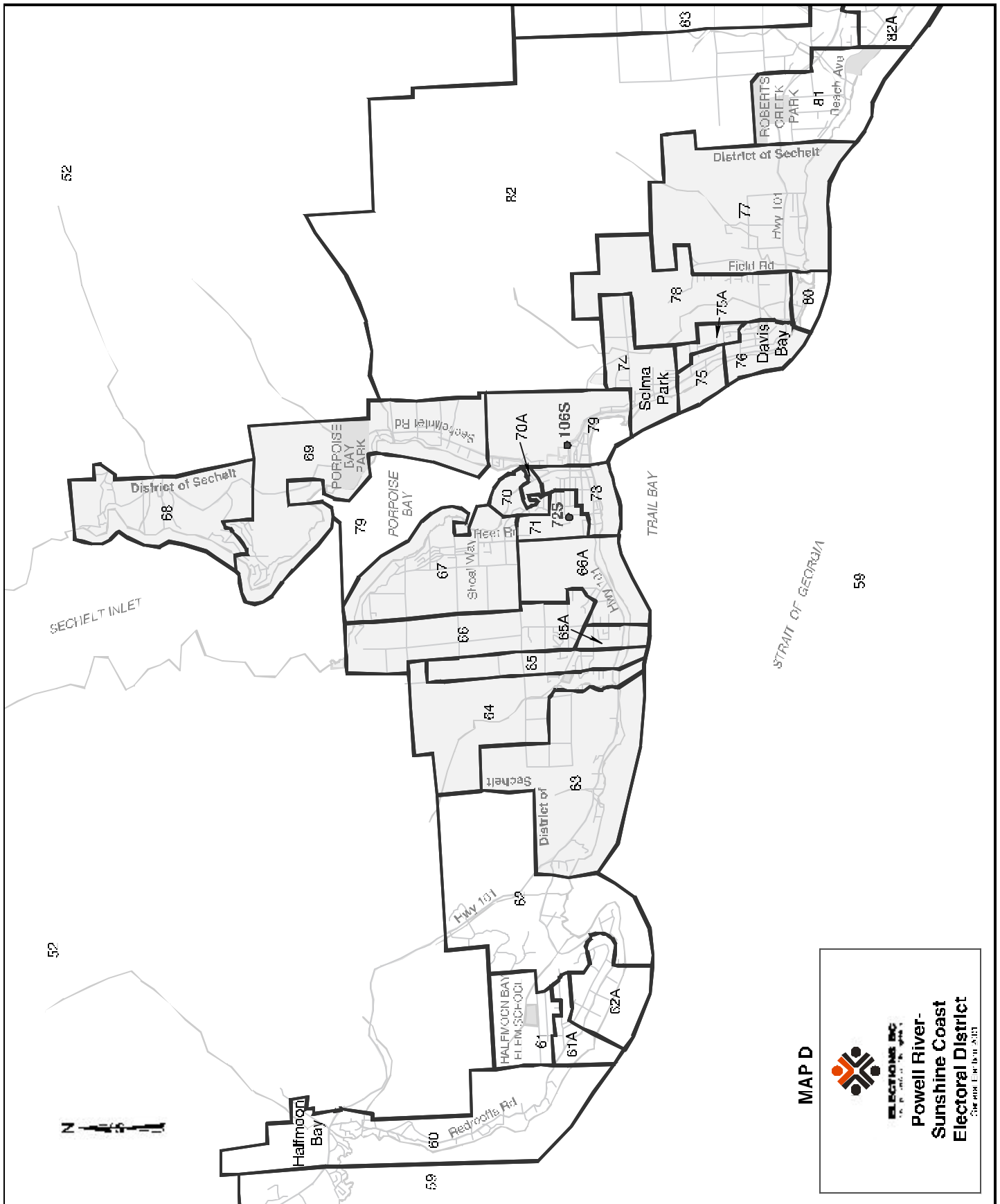
Total Valid Votes 22,106

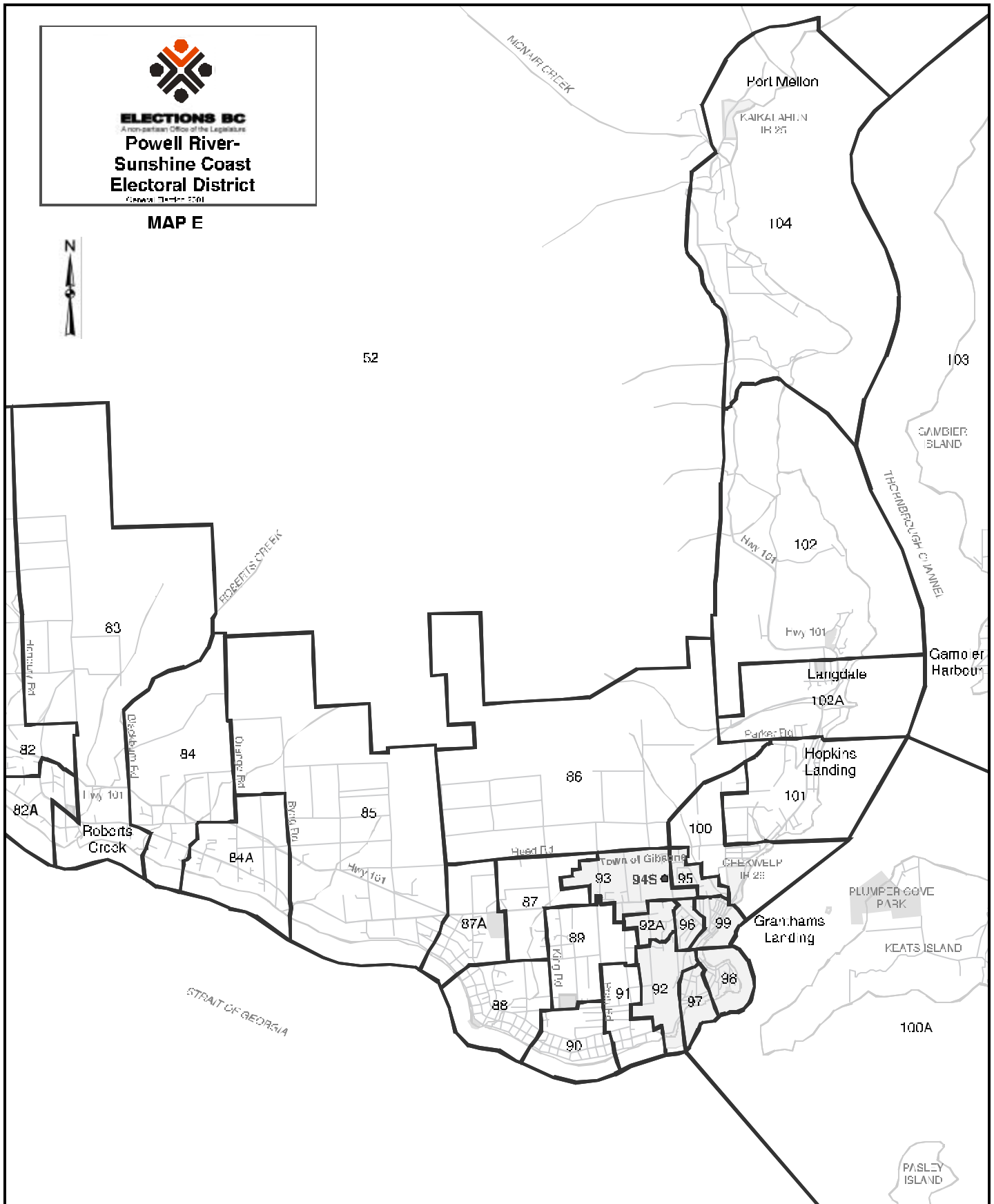
| | | | |
|-----------------------------|--------|--------|-------------------|
| Rejected Ballots | 193 | 0.87% | Ballots Cast |
| Registered Voters Who Voted | 22,299 | 71.80% | Registered Voters |

Candidate Elected: Christy Clark (LIB)









| | Adriane Janice Carr GP | Dana Albert Larsen BCM | Harold Long LIB | Gordon Wilson NDP | Total Valid Votes | Rejected Ballots | No. of Registered Voters |
|----------------------------------|------------------------------|------------------------------|-----------------------|-------------------------|-------------------------|---------------------|--------------------------------|
| Advance Voting | | | | | | | |
| Gibsons | 144 | 15 | 218 | 122 | 499 | 2 | |
| Ma deira Park | 35 | 9 | 111 | 36 | 191 | 0 | |
| Powell River | 127 | 12 | 356 | 214 | 709 | 1 | |
| Sechelt | 215 | 10 | 328 | 113 | 666 | 2 | |
| General Voting | | | | | | | |
| Voting Area | | | | | | | |
| 1 Rivers In let *1 | 28 | 11 | 17 | 32 | 88 | 0 | 69 |
| 2 Kingcome In let *1 | - | - | - | - | - | - | 49 |
| 3 Sullivan Bay *1 | - | - | - | - | - | - | 6 |
| 4 Simoom Sound *1. | - | - | - | - | - | - | 38 |
| 5 Min strel Is land *1 | - | - | - | - | - | - | 15 |
| 6 Stu art Is land *1 | - | - | - | - | - | - | 31 |
| 7 Okeover In let | 67 | 8 | 34 | 30 | 139 | 0 | 185 |
| 8 Toba In let *2. | 11 | 0 | 5 | 13 | 29 | 1 | 41 |
| 9 Lund. | 87 | 10 | 56 | 43 | 196 | 0 | 279 |
| 10 Savary Is land | 27 | 10 | 19 | 14 | 70 | 1 | 100 |
| 11 Southview | 25 | 9 | 24 | 48 | 106 | 1 | 141 |
| 12 Sliammon | 22 | 7 | 38 | 206 | 273 | 0 | 411 |
| 13 Blub ber Bay *2 | - | - | - | - | - | - | 13 |
| 14 Van Anda | 65 | 15 | 66 | 62 | 208 | 1 | 280 |
| 15 Gillies Bay | 73 | 9 | 55 | 51 | 188 | 0 | 251 |
| 16 Gillies Bay | 80 | 6 | 37 | 34 | 157 | 0 | 200 |
| 17 Stillwater | 36 | 20 | 42 | 37 | 135 | 0 | 210 |
| 18 Lang Bay | 64 | 8 | 80 | 67 | 219 | 0 | 331 |
| 19 Brew Bay | 46 | 9 | 47 | 65 | 167 | 3 | 240 |
| 19A Brew Bay | 16 | 2 | 51 | 36 | 105 | 0 | 146 |
| 20 Black Point. | 36 | 5 | 58 | 39 | 138 | 0 | 187 |
| 20A Black Point. | 30 | 6 | 51 | 48 | 135 | 0 | 201 |
| 21 Myr tle Point | 37 | 4 | 126 | 83 | 250 | 1 | 371 |
| 22 Myr tle Point | 46 | 10 | 134 | 80 | 270 | 1 | 418 |
| 23 Paradise Valley. | 9 | 2 | 27 | 23 | 61 | 0 | 107 |
| 24 Wildwood | 59 | 14 | 74 | 99 | 246 | 0 | 321 |
| 25 Wildwood | 42 | 8 | 100 | 100 | 250 | 0 | 340 |
| 26 Townsite | 38 | 7 | 48 | 73 | 166 | 1 | 289 |
| 27 Townsite | 34 | 2 | 75 | 66 | 177 | 1 | 289 |
| 28 Cran berry | 37 | 8 | 73 | 63 | 181 | 0 | 301 |
| 29 Cran berry | 57 | 7 | 76 | 54 | 194 | 0 | 274 |
| 30 Cran berry | 38 | 3 | 50 | 75 | 166 | 2 | 295 |
| 31 Cranberry/Townsite. | 45 | 8 | 59 | 83 | 195 | 3 | 306 |
| 32 Edgehill | 33 | 6 | 111 | 68 | 218 | 1 | 354 |
| 33S Westview | 3 | 1 | 19 | 16 | 39 | 4 | 64 |
| 34 Edgehill | 26 | 9 | 110 | 70 | 215 | 0 | 306 |
| 35 Westview | 15 | 2 | 42 | 37 | 96 | 0 | 152 |
| 35A Westview | 12 | 2 | 62 | 32 | 108 | 0 | 194 |
| 36 Westview | 29 | 2 | 59 | 48 | 138 | 2 | 259 |
| 37 Westview | 31 | 3 | 96 | 58 | 188 | 0 | 279 |
| 38 Westview | 28 | 7 | 70 | 62 | 167 | 2 | 281 |
| 39 Westview | 28 | 5 | 82 | 87 | 202 | 0 | 323 |
| 40 Westview | 26 | 7 | 119 | 119 | 271 | 2 | 396 |
| 41 Westview | 38 | 3 | 86 | 65 | 192 | 1 | 244 |
| 41A Westview | 27 | 1 | 63 | 46 | 137 | 0 | 195 |
| 42 Westview | 35 | 6 | 84 | 71 | 196 | 2 | 282 |
| 43 Westview | 29 | 5 | 82 | 89 | 205 | 1 | 302 |
| 44 Westview | 24 | 6 | 97 | 83 | 210 | 1 | 307 |
| 45 Westview | 20 | 3 | 106 | 59 | 188 | 2 | 277 |
| 46 Grief Point | 30 | 4 | 107 | 69 | 210 | 1 | 332 |
| 47 Grief Point | 28 | 7 | 108 | 74 | 217 | 0 | 291 |
| 48 Grief Point | 24 | 3 | 149 | 62 | 238 | 0 | 324 |
| 49 Grief Point | 30 | 4 | 121 | 67 | 222 | 1 | 326 |
| 50 Grief Point | 14 | 2 | 100 | 46 | 162 | 0 | 231 |
| 50A Grief Point | 16 | 1 | 90 | 44 | 151 | 0 | 213 |
| 51 Nel son Is land *3. | - | - | - | - | - | - | 19 |
| 52 Salmon In let | 0 | 0 | 0 | 0 | 0 | 0 | 25 |
| 53 Egmont *3. | 29 | 8 | 32 | 29 | 98 | 0 | 162 |
| 54 Sakinaw Lake | 39 | 8 | 65 | 14 | 126 | 0 | 216 |

| Voting Area (continued) | Adriane Janice Carr GP | Dana Albert Larsen BCM | Harold Long LIB | Gordon Wilson NDP | Total Valid Votes | Rejected Ballots | No. of Registered Voters |
|-------------------------|------------------------|------------------------|-----------------|-------------------|-------------------|------------------|--------------------------|
| 55 Garden Bay | 51 | 11 | 109 | 40 | 211 | 2 | 318 |
| 56 Madeira Park | 66 | 8 | 88 | 57 | 219 | 1 | 387 |
| 57 Bargain Bay | 43 | 16 | 95 | 46 | 200 | 2 | 326 |
| 58 Francis Peninsula | 35 | 10 | 73 | 47 | 165 | 1 | 243 |
| 58A Francis Peninsula | 11 | 6 | 98 | 41 | 156 | 0 | 225 |
| 59 Secret Cove | 94 | 4 | 140 | 33 | 271 | 1 | 434 |
| 60 Halfmoon Bay | 79 | 6 | 99 | 24 | 208 | 2 | 320 |
| 61 Halfmoon Bay | 61 | 7 | 42 | 25 | 135 | 0 | 191 |
| 61A Halfmoon Bay | 65 | 4 | 46 | 34 | 149 | 0 | 211 |
| 62 Halfmoon Bay | 48 | 4 | 50 | 22 | 124 | 0 | 216 |
| 62A Halfmoon Bay | 39 | 5 | 98 | 34 | 176 | 0 | 276 |
| 63 Wakefield | 59 | 3 | 110 | 20 | 192 | 0 | 303 |
| 64 Wakefield | 57 | 8 | 92 | 37 | 194 | 0 | 294 |
| 65 Sechelt W | 58 | 11 | 87 | 37 | 193 | 0 | 294 |
| 65A Sechelt W | 21 | 0 | 81 | 13 | 115 | 0 | 172 |
| 66 Sechelt W | 44 | 3 | 112 | 35 | 194 | 0 | 286 |
| 66A Sechelt | 32 | 4 | 96 | 32 | 164 | 0 | 248 |
| 67 Sechelt | 85 | 8 | 157 | 51 | 301 | 0 | 446 |
| 68 Tuwanek | 59 | 11 | 46 | 24 | 140 | 2 | 207 |
| 69 Tillicum Bay | 69 | 5 | 104 | 41 | 219 | 0 | 346 |
| 70 Sechelt | 41 | 1 | 86 | 53 | 181 | 0 | 255 |
| 70A Sechelt | 33 | 2 | 50 | 22 | 107 | 0 | 169 |
| 71 Sechelt *4 | 64 | 10 | 118 | 60 | 252 | 5 | 360 |
| 72S Sechelt *4 | - | - | - | - | - | - | 41 |
| 73 Sechelt | 68 | 12 | 101 | 46 | 227 | 1 | 395 |
| 74 Selma Park | 74 | 3 | 115 | 36 | 228 | 0 | 374 |
| 75 Selma Park | 26 | 2 | 61 | 41 | 130 | 0 | 196 |
| 75A Selma Park | 43 | 3 | 77 | 27 | 150 | 0 | 226 |
| 76 Davis Bay | 69 | 4 | 99 | 67 | 239 | 1 | 358 |
| 77 Wilson Creek | 45 | 5 | 87 | 38 | 175 | 2 | 252 |
| 78 Wilson Creek | 46 | 6 | 54 | 46 | 152 | 0 | 233 |
| 79 Sechelt E | 31 | 10 | 17 | 105 | 163 | 0 | 307 |
| 80 Tsawcome | 38 | 1 | 46 | 28 | 113 | 0 | 153 |
| 81 Roberts Creek | 141 | 5 | 55 | 55 | 256 | 0 | 403 |
| 82 Roberts Creek | 54 | 14 | 72 | 35 | 175 | 0 | 247 |
| 82A Roberts Creek | 81 | 5 | 47 | 37 | 170 | 1 | 258 |
| 83 Roberts Creek | 123 | 9 | 69 | 34 | 235 | 0 | 337 |
| 84 Roberts Creek | 92 | 4 | 32 | 30 | 158 | 0 | 246 |
| 84A Roberts Creek | 95 | 8 | 55 | 40 | 198 | 0 | 317 |
| 85 Roberts Creek | 75 | 8 | 41 | 33 | 157 | 1 | 295 |
| 86 Gibsons Creek | 24 | 4 | 60 | 25 | 113 | 0 | 183 |
| 87 Chaster Creek | 36 | 13 | 88 | 53 | 190 | 1 | 292 |
| 87A Roberts Creek | 63 | 2 | 96 | 49 | 210 | 4 | 301 |
| 88 Chaster Creek | 93 | 8 | 112 | 69 | 282 | 0 | 427 |
| 89 Gower Point | 78 | 9 | 82 | 67 | 236 | 1 | 355 |
| 90 Gower Point | 88 | 15 | 114 | 72 | 289 | 0 | 416 |
| 91 Gower Point | 66 | 13 | 71 | 81 | 231 | 0 | 354 |
| 92 Gibsons | 63 | 5 | 60 | 32 | 160 | 0 | 256 |
| 92A Gibsons | 34 | 8 | 85 | 48 | 175 | 4 | 311 |
| 93 Gibsons | 69 | 10 | 123 | 83 | 285 | 1 | 448 |
| 94S Gibsons | 0 | 0 | 0 | 0 | 0 | 0 | 27 |
| 95 Gibsons | 60 | 4 | 78 | 75 | 217 | 1 | 379 |
| 96 Gibsons | 54 | 10 | 83 | 61 | 208 | 2 | 353 |
| 97 Gibsons | 88 | 4 | 97 | 48 | 237 | 1 | 352 |
| 98 Gibsons | 44 | 6 | 67 | 18 | 135 | 0 | 233 |
| 99 Gibsons | 112 | 11 | 60 | 54 | 237 | 1 | 368 |
| 100 Granthams Land ing | 91 | 4 | 59 | 35 | 189 | 1 | 312 |
| 100A Keats Is land *5 | 12 | 4 | 14 | 5 | 35 | 0 | 51 |
| 101 Hopkins Land ing | 94 | 8 | 99 | 56 | 257 | 1 | 416 |
| 102 Langdale | 42 | 3 | 67 | 36 | 148 | 1 | 224 |
| 102A Langdale | 49 | 1 | 84 | 47 | 181 | 1 | 259 |
| 103 Gambier Is land | 43 | 3 | 24 | 10 | 80 | 0 | 123 |
| 104 Port Mellon *5 | - | - | - | - | - | - | 17 |
| 105S Edgehill | 5 | 2 | 9 | 15 | 31 | 0 | 39 |
| 106S Sechelt E | 0 | 0 | 0 | 0 | 0 | 0 | 13 |
| SubTotals | 5,913 | 752 | 9,332 | 6,089 | 22,086 | 83 | 30,763 |

| Voting Area (continued) | Adriane Janice Carr GP | Dana Albert Larsen BCM | Harold Long LIB | Gordon Wilson NDP | Total Valid Votes | Rejected Ballots | No. of Registered Voters |
|--|------------------------------|------------------------------|-----------------------|-------------------------|-------------------------|---------------------|--------------------------------|
| S. 98 Mobiles | 37 | 7 | 56 | 22 | 122 | 3 | |
| S. 99 Absentee - in ED | 162 | 31 | 152 | 94 | 442 | 4 | |
| S. 100 Absentee - out of ED | 68 | 7 | 65 | 25 | 165 | 7 | |
| S. 101 Absentee - Advance | 10 | 2 | 10 | 15 | 37 | 0 | |
| S. 104 Voting in DEO of fice | 121 | 7 | 280 | 96 | 504 | 1 | |
| S. 106 Voting by mail | 5 | 3 | 9 | 8 | 25 | 1 | |
| Grand Totals | 6,316 | 812 | 9,904 | 6,349 | 23,381 | 99 | 30,763 |
| % of Valid Votes | 27.01 % | 3.48% | 42.36% | 27.15% | | | |

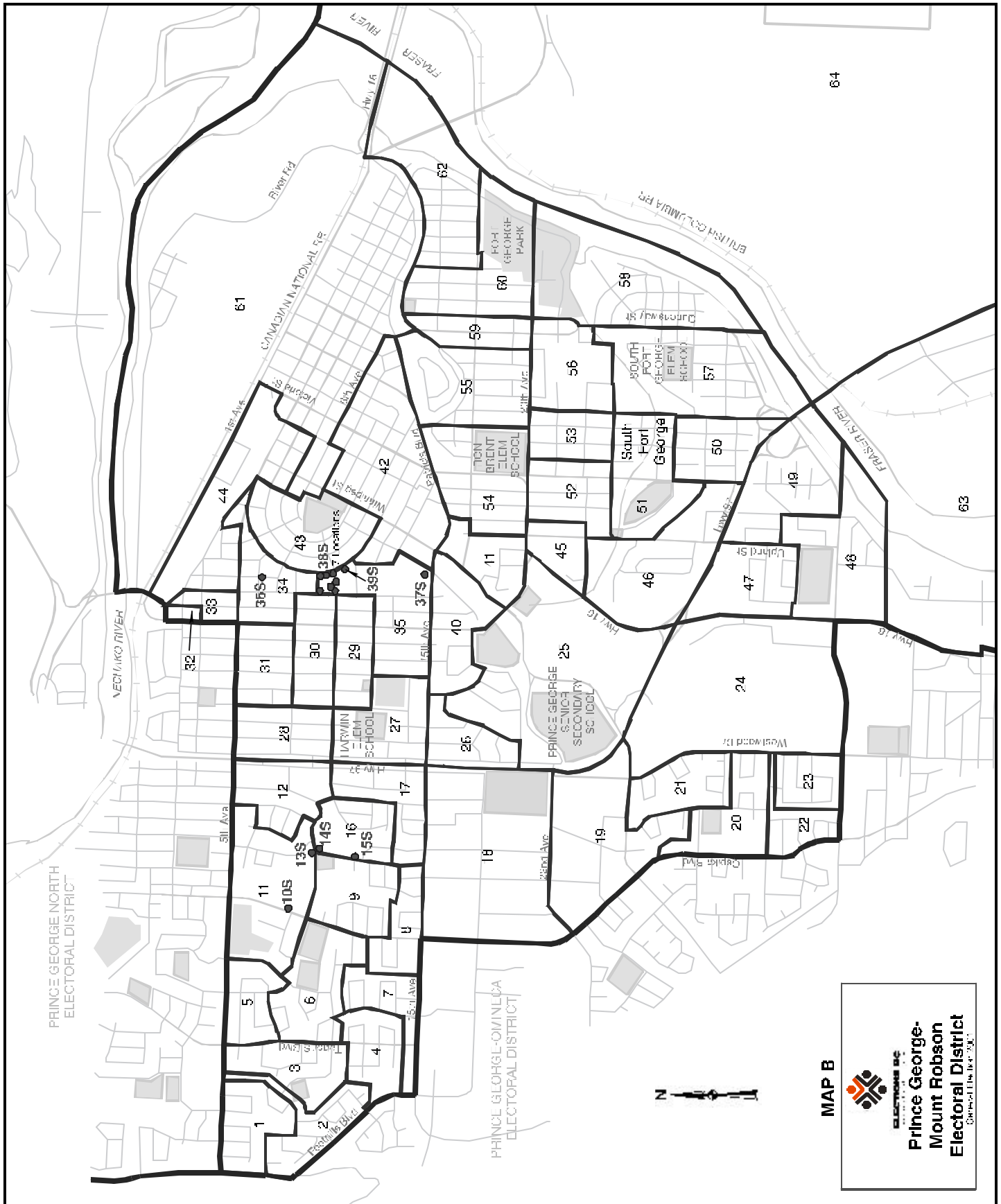
Summary:

| | | | |
|---------------------------------|---------------|--------|-------------------|
| Valid Votes - General & Advance | 22,086 | 94.46% | Total Valid Votes |
| S. 98 Mobiles | 122 | 0.52% | Total Valid Votes |
| S. 99 Absentee - in ED | 442 | 1.89% | Total Valid Votes |
| S. 100 Absentee - out of ED | 165 | 0.71% | Total Valid Votes |
| S. 101 Absentee - Advance | 37 | 0.15% | Total Valid Votes |
| S. 104 Voting in DEO of fice | 504 | 2.16% | Total Valid Votes |
| S. 106 Voting by mail | 25 | 0.11% | Total Valid Votes |
| Total Valid Votes | 23,381 | | |
| Rejected Ballots | 99 | 0.42% | Ballots Cast |
| Registered Voters Who Voted | 23,480 | 76.33% | Registered Voters |

Candidate Elected: Harold Long (LIB)

*1 Voting Areas 1, 2, 3, 4, 5 and 6 combined
 *3 Voting Areas 51 and 53 combined
 *5 Voting Areas 100A and 104 combined

*2 Voting Areas 8 and 13 combined
 *4 Voting Areas 71 and 72S combined



| | Lelani Lynn Arris GP | Shirley Bond LIB | Andrej Joseph DeWolf BCM | Erle Martz RP | Todd Whitcombe NDP | Bob Zayonc UPBC | Total Valid Votes | Rejected Ballots | No. of Registered Voters |
|-----------------------|----------------------------|------------------------|--------------------------------|---------------------|--------------------------|-----------------------|-------------------------|---------------------|--------------------------------|
| Advance Voting | | | | | | | | | |
| McBride | 4 | 52 | 0 | 3 | 10 | 1 | 70 | 0 | |
| Prince George | 53 | 538 | 15 | 11 | 133 | 39 | 789 | 2 | |
| Valemount | 5 | 31 | 0 | 0 | 9 | 5 | 50 | 1 | |
| General Voting | | | | | | | | | |
| Voting Area | | | | | | | | | |
| 1 | 12 | 120 | 6 | 2 | 57 | 17 | 214 | 1 | 325 |
| 2 | 14 | 137 | 8 | 1 | 50 | 10 | 220 | 0 | 337 |
| 3 | 12 | 106 | 7 | 4 | 38 | 16 | 183 | 1 | 297 |
| 4 | 14 | 108 | 12 | 5 | 27 | 9 | 175 | 0 | 285 |
| 5 | 24 | 85 | 7 | 3 | 27 | 12 | 158 | 1 | 256 |
| 6 | 21 | 121 | 9 | 6 | 34 | 5 | 196 | 2 | 295 |
| 7 | 19 | 108 | 9 | 6 | 34 | 10 | 186 | 0 | 291 |
| 8 | 14 | 56 | 12 | 2 | 36 | 10 | 130 | 0 | 226 |
| 9 | 12 | 124 | 9 | 2 | 39 | 18 | 204 | 0 | 290 |
| 10S *1 | 1 | 33 | 2 | 1 | 11 | 2 | 50 | 2 | 33 |
| 11 | 20 | 116 | 7 | 8 | 34 | 5 | 190 | 2 | 274 |
| 12 | 6 | 65 | 7 | 3 | 27 | 13 | 121 | 0 | 261 |
| 13S *1 | - | - | - | - | - | - | - | - | 23 |
| 14S *1 | - | - | - | - | - | - | - | - | 18 |
| 15S | 3 | 14 | 0 | 2 | 4 | 4 | 27 | 1 | 40 |
| 16 | 12 | 98 | 5 | 2 | 32 | 7 | 156 | 0 | 220 |
| 17 | 13 | 56 | 7 | 1 | 27 | 6 | 110 | 0 | 228 |
| 18 *2 | - | - | - | - | - | - | - | - | 17 |
| 19 | 4 | 35 | 0 | 3 | 20 | 4 | 66 | 0 | 107 |
| 20 | 14 | 105 | 6 | 0 | 29 | 16 | 170 | 0 | 261 |
| 21 | 14 | 78 | 9 | 3 | 54 | 24 | 182 | 1 | 269 |
| 22 | 6 | 55 | 6 | 1 | 16 | 7 | 91 | 1 | 150 |
| 23 | 16 | 81 | 11 | 4 | 27 | 15 | 154 | 0 | 300 |
| 24 | 0 | 0 | 0 | 0 | 0 | 0 | 0 | 0 | 0 |
| 25 | 17 | 88 | 5 | 7 | 23 | 14 | 154 | 0 | 254 |
| 26 | 17 | 69 | 6 | 2 | 34 | 13 | 141 | 0 | 237 |
| 27 | 16 | 59 | 8 | 3 | 50 | 9 | 145 | 1 | 253 |
| 28 | 20 | 74 | 19 | 4 | 39 | 12 | 168 | 2 | 285 |
| 29 | 17 | 73 | 4 | 5 | 27 | 13 | 139 | 0 | 257 |
| 30 | 21 | 79 | 12 | 4 | 34 | 8 | 158 | 1 | 281 |
| 31 | 23 | 79 | 14 | 3 | 42 | 10 | 171 | 1 | 322 |
| 32 *2 | 2 | 9 | 4 | 3 | 6 | 3 | 27 | 0 | 42 |
| 33 | 10 | 18 | 5 | 0 | 12 | 0 | 45 | 0 | 81 |
| 34 | 8 | 83 | 5 | 3 | 34 | 12 | 145 | 2 | 232 |
| 35 | 19 | 106 | 13 | 3 | 31 | 8 | 180 | 0 | 295 |
| 36S | 9 | 43 | 0 | 2 | 19 | 7 | 80 | 0 | 105 |
| 37S *3 | - | - | - | - | - | - | - | - | 29 |
| 38S | 4 | 22 | 0 | 1 | 4 | 1 | 32 | 0 | 55 |
| 39S *3 | 7 | 17 | 1 | 0 | 11 | 3 | 39 | 2 | 36 |
| 40 | 18 | 123 | 10 | 2 | 46 | 19 | 218 | 0 | 288 |
| 41 | 10 | 44 | 9 | 8 | 32 | 12 | 115 | 3 | 265 |
| 42 | 16 | 76 | 4 | 3 | 29 | 7 | 135 | 1 | 261 |
| 43 | 28 | 92 | 8 | 3 | 46 | 6 | 183 | 1 | 323 |
| 44 | 24 | 50 | 5 | 6 | 32 | 10 | 127 | 0 | 228 |
| 45 | 23 | 74 | 7 | 5 | 16 | 20 | 145 | 1 | 305 |
| 46 | 9 | 109 | 10 | 5 | 30 | 14 | 177 | 0 | 293 |
| 47 | 17 | 105 | 12 | 7 | 34 | 13 | 188 | 0 | 260 |
| 48 | 18 | 105 | 6 | 4 | 33 | 14 | 180 | 3 | 272 |
| 49 | 20 | 104 | 2 | 4 | 52 | 14 | 196 | 0 | 300 |
| 50 | 19 | 67 | 12 | 5 | 29 | 25 | 157 | 1 | 281 |
| 51 | 11 | 58 | 11 | 5 | 36 | 8 | 129 | 0 | 253 |
| 52 | 6 | 38 | 7 | 3 | 34 | 6 | 94 | 0 | 225 |
| 53 | 9 | 49 | 7 | 2 | 18 | 16 | 101 | 0 | 223 |
| 54 | 7 | 76 | 3 | 5 | 43 | 10 | 144 | 1 | 255 |
| 55 | 21 | 83 | 4 | 7 | 30 | 14 | 159 | 1 | 278 |
| 56 | 11 | 76 | 9 | 1 | 26 | 8 | 131 | 0 | 251 |
| 57 | 14 | 119 | 10 | 9 | 32 | 17 | 201 | 0 | 342 |
| 58 | 25 | 68 | 13 | 4 | 25 | 13 | 148 | 2 | 254 |
| 59 | 21 | 57 | 12 | 4 | 19 | 2 | 115 | 1 | 286 |
| 60 | 24 | 103 | 7 | 7 | 28 | 12 | 181 | 0 | 332 |

Prince George-Mount Robson Electoral District
Voting Results

Statement of Votes
 Elections British Columbia

| Voting Area (continued) | Lelani Lynn Arris GP | Shirley Bond LIB | Andrej Joeseoph DeWolf BCM | Erle Martz RP | Todd Whitcombe NDP | Bob Zayonc UPBC | Total Valid Votes | Rejected Ballots | No. of Registered Voters |
|------------------------------|----------------------------|------------------------|----------------------------------|---------------------|--------------------------|-----------------------|-------------------------|---------------------|--------------------------------|
| 61 | 15 | 87 | 7 | 3 | 21 | 4 | 137 | 0 | 278 |
| 62 | 40 | 89 | 10 | 5 | 35 | 17 | 196 | 0 | 281 |
| 63 | 12 | 88 | 9 | 6 | 28 | 20 | 163 | 0 | 303 |
| 64 | 13 | 60 | 4 | 12 | 14 | 13 | 116 | 0 | 185 |
| 65 | 16 | 96 | 14 | 7 | 13 | 11 | 157 | 0 | 225 |
| 66 | 7 | 89 | 6 | 7 | 20 | 13 | 142 | 2 | 207 |
| 67 | 12 | 66 | 13 | 9 | 19 | 22 | 141 | 0 | 199 |
| 68 | 21 | 136 | 6 | 16 | 31 | 18 | 228 | 0 | 331 |
| 69 | 28 | 150 | 14 | 7 | 23 | 16 | 238 | 0 | 357 |
| 70 | 10 | 119 | 10 | 4 | 22 | 23 | 188 | 2 | 277 |
| 71 | 7 | 90 | 10 | 10 | 10 | 19 | 146 | 0 | 253 |
| 72 | 13 | 167 | 9 | 5 | 25 | 26 | 245 | 0 | 368 |
| 73 | 20 | 77 | 11 | 6 | 26 | 14 | 154 | 0 | 258 |
| 74 | 15 | 94 | 10 | 2 | 22 | 8 | 151 | 0 | 242 |
| 75 | 22 | 113 | 11 | 11 | 25 | 33 | 215 | 0 | 302 |
| 76 | 5 | 102 | 4 | 4 | 20 | 14 | 149 | 2 | 215 |
| 77 | 11 | 58 | 8 | 6 | 14 | 13 | 110 | 0 | 177 |
| 78 | 20 | 94 | 12 | 13 | 20 | 22 | 181 | 1 | 267 |
| 79 | 9 | 147 | 8 | 10 | 32 | 19 | 225 | 2 | 339 |
| 80 Willow River | 14 | 68 | 8 | 9 | 21 | 22 | 142 | 1 | 222 |
| 81 Aleza Lake | 4 | 17 | 2 | 1 | 4 | 6 | 34 | 1 | 51 |
| 82 Upper Fraser *4 | - | - | - | - | - | - | - | - | 25 |
| 83 Sinclair Mills | 4 | 20 | 8 | 1 | 8 | 3 | 44 | 0 | 65 |
| 84 Dome Creek *4 | 12 | 14 | 1 | 1 | 3 | 0 | 31 | 1 | 45 |
| 85 Crescent Spur | 4 | 16 | 1 | 2 | 2 | 2 | 27 | 0 | 36 |
| 86 McBride | 17 | 127 | 9 | 9 | 30 | 9 | 201 | 0 | 277 |
| 87 McBride | 11 | 86 | 3 | 3 | 27 | 5 | 135 | 1 | 205 |
| 88 McBride | 12 | 53 | 9 | 5 | 24 | 2 | 105 | 0 | 192 |
| 89 McBride | 5 | 98 | 4 | 8 | 26 | 4 | 145 | 0 | 226 |
| 90 Dunster | 52 | 52 | 3 | 6 | 16 | 2 | 131 | 1 | 208 |
| 91 Valemount | 15 | 111 | 9 | 4 | 30 | 12 | 181 | 0 | 295 |
| 92 Valemount | 10 | 70 | 5 | 3 | 24 | 4 | 116 | 1 | 191 |
| 93 Valemount | 11 | 60 | 7 | 3 | 32 | 5 | 118 | 0 | 229 |
| 94 Tete Jaune Cache | 16 | 41 | 11 | 6 | 14 | 6 | 94 | 0 | 147 |
| 95 Valemount | 20 | 103 | 3 | 9 | 34 | 17 | 186 | 0 | 321 |
| SubTotals | 1,357 | 7,675 | 677 | 425 | 2,526 | 1,052 | 13,712 | 54 | 21,141 |
| S. 98 Mobiles | 2 | 16 | 3 | 0 | 7 | 0 | 28 | 7 | |
| S. 99 Absentee - in ED | 34 | 131 | 39 | 4 | 54 | 23 | 285 | 5 | |
| S. 100 Absentee - out of ED | 14 | 75 | 13 | 5 | 26 | 14 | 147 | 39 | |
| S. 101 Absentee - Advance | 9 | 26 | 4 | 2 | 6 | 4 | 51 | 4 | |
| S. 104 Voting in DEO of fice | 12 | 99 | 8 | 9 | 34 | 17 | 179 | 19 | |
| S. 106 Voting by mail | 1 | 11 | 0 | 0 | 2 | 0 | 14 | 0 | |
| Grand Totals | 1,429 | 8,033 | 744 | 445 | 2,655 | 1,110 | 14,416 | 128 | 21,141 |
| % of Valid Votes | 9.91% | 55.72% | 5.16% | 3.09% | 18.42% | 7.70% | | | |

(continued on next page)

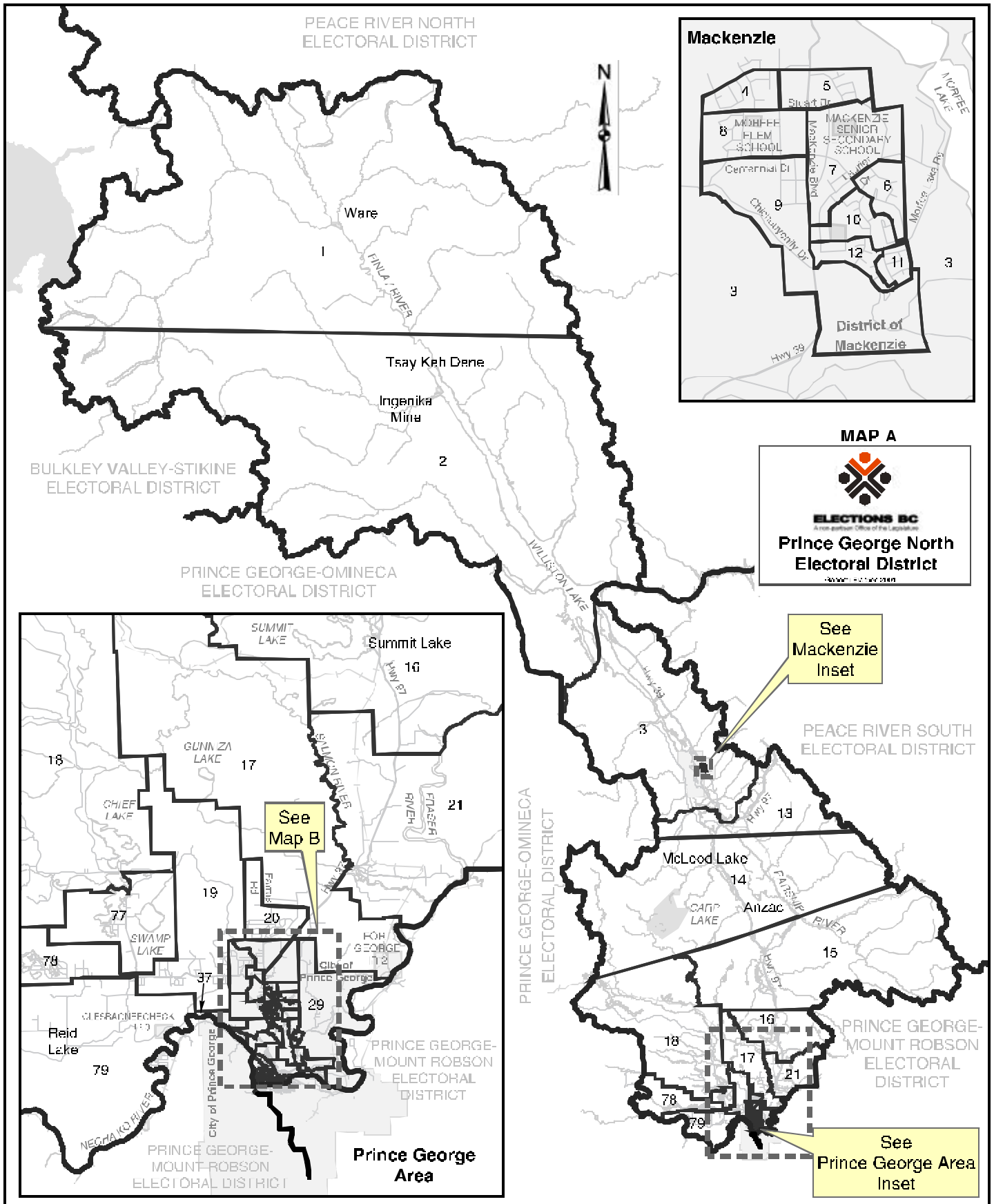
Summary:

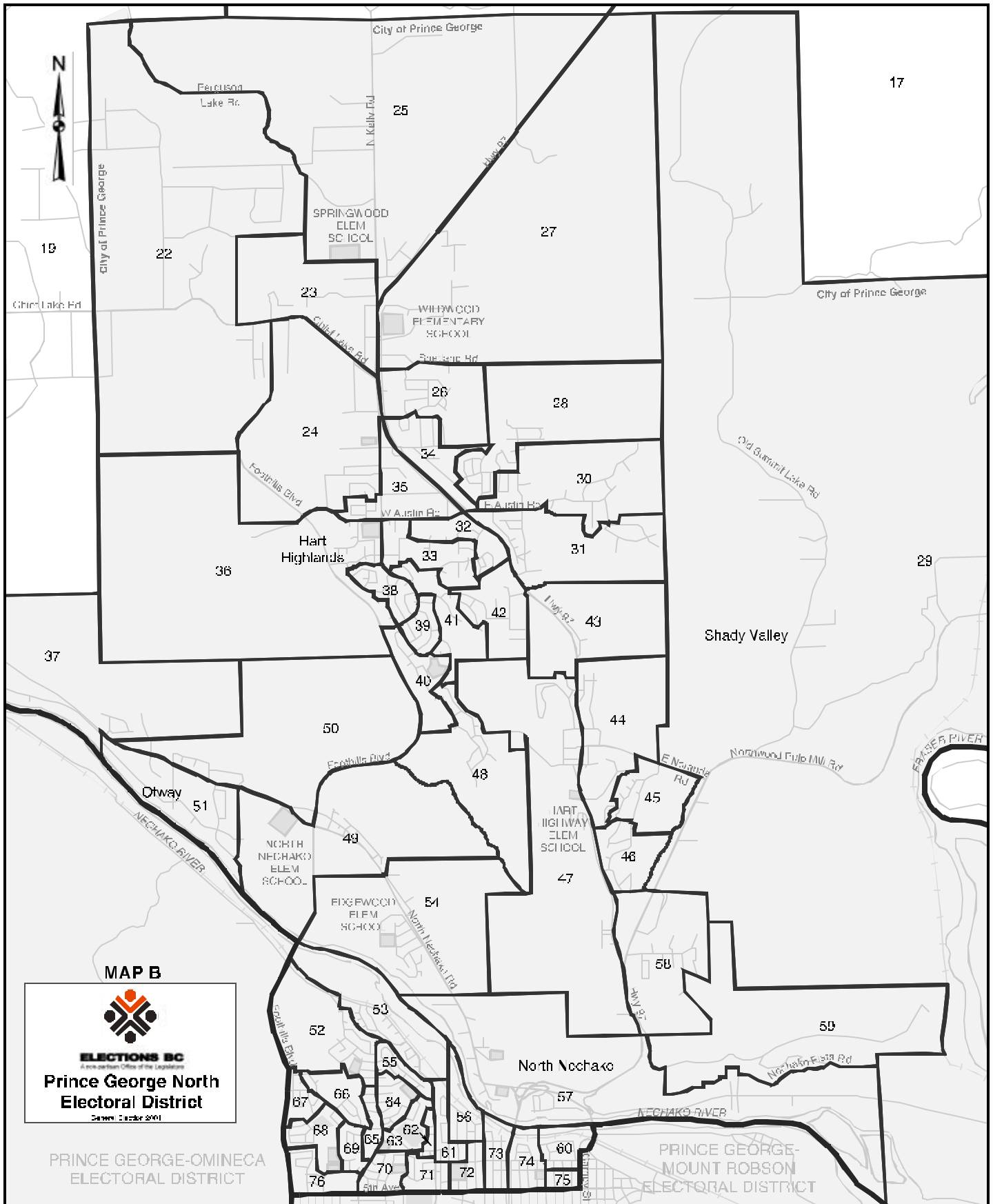
| | | | |
|---------------------------------|---------------|--------|-------------------|
| Valid Votes - General & Advance | 13,712 | 95.12% | Total Valid Votes |
| S. 98 Mables | 28 | 0.19% | Total Valid Votes |
| S. 99 Absentee - in ED | 285 | 1.98% | Total Valid Votes |
| S. 100 Absentee - out of ED | 147 | 1.02% | Total Valid Votes |
| S. 101 Absentee - Advance | 51 | 0.35% | Total Valid Votes |
| S. 104 Voting in DEO of fice | 179 | 1.24% | Total Valid Votes |
| S. 106 Voting by mail | 14 | 0.10% | Total Valid Votes |
| Total Valid Votes | 14,416 | | |
| Rejected Ballots | 128 | 0.89% | Ballots Cast |
| Registered Voters Who Voted | 14,544 | 68.80% | Registered Voters |

Candidate Elected: Shirley Bond (LIB)

*1 Voting Areas 10S, 13S and 14S combined
*3 Voting Areas 37S and 39S combined

*2 Voting Areas 18 and 32 combined
*4 Voting Areas 82 and 84 combined





**Prince George North Electoral District
Voting Results**

Statement of Votes
Elections British Columbia

| | Pat Bell LIB | Hilary Crowley GP | Robert Grimsrud BCM | Leif Jensen IND | Bryan Llewellyn NDP | David G. Low UPBC | Lisa Maskell WR | Fred McLeod IND | Total Valid Votes | Rejected Ballots | No. of Registered Voters |
|--------------------------|--------------------|-------------------------|---------------------------|-----------------------|---------------------------|-------------------------|-----------------------|-----------------------|-------------------------|---------------------|--------------------------------|
| Advance Voting | | | | | | | | | | | |
| Mackenzie | 123 | 13 | 9 | 0 | 27 | 1 | 7 | 2 | 182 | 0 | |
| Prince George | 762 | 58 | 11 | 3 | 136 | 49 | 20 | 28 | 1,067 | 1 | |
| General Voting | | | | | | | | | | | |
| Voting Area | | | | | | | | | | | |
| 1 Fort Ware | 7 | 0 | 3 | 2 | 13 | 3 | 0 | 0 | 28 | 0 | 94 |
| 2 Ingenika | 9 | 2 | 6 | 0 | 18 | 5 | 2 | 2 | 44 | 0 | 76 |
| 3 Mackenzie | 123 | 9 | 11 | 0 | 35 | 10 | 12 | 4 | 204 | 0 | 316 |
| 4 Mackenzie | 113 | 7 | 7 | 0 | 36 | 6 | 7 | 2 | 178 | 2 | 315 |
| 5 Mackenzie | 98 | 10 | 18 | 2 | 29 | 10 | 17 | 5 | 189 | 0 | 297 |
| 6 Mackenzie | 91 | 11 | 4 | 0 | 18 | 7 | 16 | 6 | 153 | 0 | 246 |
| 7 Mackenzie | 83 | 9 | 11 | 0 | 20 | 4 | 13 | 5 | 145 | 0 | 327 |
| 8 Mackenzie | 112 | 11 | 16 | 2 | 32 | 4 | 14 | 7 | 198 | 0 | 316 |
| 9 Mackenzie | 90 | 7 | 21 | 0 | 23 | 7 | 14 | 1 | 163 | 0 | 299 |
| 10 Mackenzie | 102 | 17 | 9 | 2 | 31 | 3 | 14 | 1 | 179 | 0 | 297 |
| 11 Mackenzie | 53 | 3 | 4 | 0 | 19 | 1 | 7 | 1 | 88 | 0 | 172 |
| 12 Mackenzie *1 | 121 | 20 | 5 | 1 | 23 | 10 | 24 | 4 | 208 | 2 | 305 |
| 13 Mackenzie Junction *1 | - | - | - | - | - | - | - | - | - | - | 20 |
| 14 McLeod Lake | 38 | 4 | 11 | 0 | 27 | 0 | 2 | 0 | 82 | 1 | 120 |
| 15 Bear Lake | 72 | 18 | 17 | 0 | 5 | 4 | 2 | 3 | 121 | 1 | 171 |
| 16 Summit Lake | 18 | 5 | 1 | 0 | 0 | 6 | 3 | 0 | 33 | 0 | 48 |
| 17 Salmon Valley | 55 | 7 | 2 | 0 | 5 | 1 | 2 | 1 | 73 | 0 | 125 |
| 18 Nukko Lake | 87 | 12 | 2 | 1 | 16 | 11 | 6 | 2 | 137 | 0 | 165 |
| 19 Hart NW | 135 | 21 | 11 | 0 | 18 | 16 | 5 | 3 | 209 | 1 | 322 |
| 20 Hart NW | 137 | 22 | 13 | 2 | 22 | 28 | 14 | 7 | 245 | 0 | 396 |
| 21 Salmon Valley | 103 | 13 | 8 | 1 | 27 | 8 | 31 | 6 | 197 | 0 | 272 |
| 22 Hart NW | 144 | 17 | 5 | 3 | 30 | 17 | 10 | 9 | 235 | 3 | 353 |
| 23 Hart NW | 70 | 14 | 5 | 0 | 13 | 6 | 8 | 6 | 122 | 0 | 191 |
| 24 Hart NW | 102 | 17 | 6 | 2 | 40 | 5 | 7 | 5 | 184 | 0 | 308 |
| 25 Hart NW | 110 | 11 | 9 | 0 | 20 | 17 | 13 | 9 | 189 | 1 | 270 |
| 26 Hart NE | 105 | 15 | 5 | 0 | 31 | 22 | 10 | 7 | 195 | 0 | 323 |
| 27 Hart NE | 71 | 11 | 9 | 1 | 17 | 13 | 21 | 11 | 154 | 0 | 280 |
| 28 Hart NE | 107 | 20 | 10 | 1 | 21 | 25 | 11 | 5 | 200 | 0 | 313 |
| 29 Hart S | 93 | 22 | 8 | 1 | 32 | 15 | 11 | 10 | 192 | 1 | 341 |
| 30 Hart NE | 140 | 9 | 7 | 1 | 13 | 10 | 6 | 9 | 195 | 0 | 308 |
| 31 Hart NE | 129 | 6 | 6 | 3 | 29 | 14 | 11 | 12 | 210 | 1 | 318 |
| 32 Hart NW | 68 | 8 | 5 | 0 | 18 | 17 | 7 | 4 | 127 | 1 | 174 |
| 33 Hart NW | 97 | 7 | 17 | 0 | 26 | 15 | 9 | 4 | 175 | 4 | 283 |
| 34 Hart NE | 114 | 24 | 12 | 3 | 17 | 14 | 23 | 3 | 210 | 1 | 319 |
| 35 Hart NW | 126 | 15 | 8 | 1 | 24 | 7 | 13 | 9 | 203 | 1 | 314 |
| 36 Hart SW | 156 | 13 | 9 | 1 | 25 | 15 | 4 | 7 | 230 | 0 | 344 |
| 37 Nechako | 191 | 18 | 6 | 0 | 27 | 14 | 8 | 10 | 274 | 1 | 368 |
| 38 Hart NW | 166 | 19 | 10 | 4 | 28 | 11 | 6 | 12 | 256 | 0 | 383 |
| 39 Hart NW | 104 | 15 | 8 | 2 | 17 | 10 | 2 | 15 | 173 | 3 | 281 |
| 40 Hart NW | 131 | 13 | 4 | 1 | 16 | 2 | 4 | 9 | 180 | 1 | 308 |
| 41 Hart NW | 97 | 15 | 5 | 1 | 17 | 16 | 0 | 21 | 172 | 1 | 266 |
| 42 Hart NW | 112 | 19 | 10 | 0 | 20 | 26 | 11 | 8 | 206 | 0 | 335 |
| 43 Hart NE | 45 | 3 | 2 | 0 | 13 | 10 | 3 | 0 | 76 | 0 | 112 |
| 44 Hart S | 65 | 9 | 6 | 2 | 18 | 4 | 6 | 3 | 113 | 0 | 192 |
| 45 Hart S | 68 | 6 | 3 | 1 | 13 | 5 | 11 | 11 | 118 | 0 | 182 |
| 46 Hart S | 108 | 10 | 6 | 1 | 12 | 12 | 6 | 5 | 160 | 1 | 259 |
| 47 Hart S | 90 | 12 | 5 | 0 | 14 | 9 | 9 | 8 | 147 | 0 | 284 |
| 48 Hart NW | 184 | 18 | 5 | 0 | 30 | 5 | 2 | 13 | 257 | 0 | 381 |
| 49 Nechako | 153 | 22 | 6 | 3 | 24 | 16 | 3 | 3 | 230 | 1 | 343 |
| 50 Nechako | 87 | 17 | 4 | 1 | 29 | 10 | 3 | 1 | 152 | 0 | 266 |
| 51 Nechako | 180 | 30 | 5 | 5 | 29 | 4 | 6 | 3 | 262 | 0 | 384 |
| 52 Prince George W | 181 | 17 | 2 | 0 | 29 | 8 | 2 | 4 | 243 | 1 | 365 |
| 53 Prince George W | 144 | 10 | 6 | 0 | 28 | 21 | 3 | 5 | 217 | 1 | 330 |
| 54 Nechako | 109 | 16 | 5 | 0 | 34 | 18 | 6 | 4 | 192 | 0 | 287 |
| 55 Prince George W | 149 | 8 | 1 | 0 | 12 | 6 | 2 | 4 | 182 | 1 | 312 |
| 56 Prince George W | 96 | 19 | 0 | 0 | 23 | 7 | 5 | 5 | 155 | 0 | 223 |
| 57 Nechako | 110 | 14 | 3 | 0 | 17 | 13 | 2 | 3 | 162 | 1 | 264 |
| 58 Hart S | 89 | 19 | 7 | 3 | 30 | 8 | 12 | 11 | 179 | 0 | 267 |
| 59 Hart S | 101 | 6 | 4 | 1 | 19 | 8 | 6 | 2 | 147 | 0 | 249 |
| 60 Prince George E | 96 | 20 | 8 | 1 | 22 | 9 | 2 | 5 | 163 | 0 | 253 |
| 61 Prince George W | 124 | 16 | 3 | 1 | 39 | 4 | 4 | 5 | 196 | 0 | 269 |

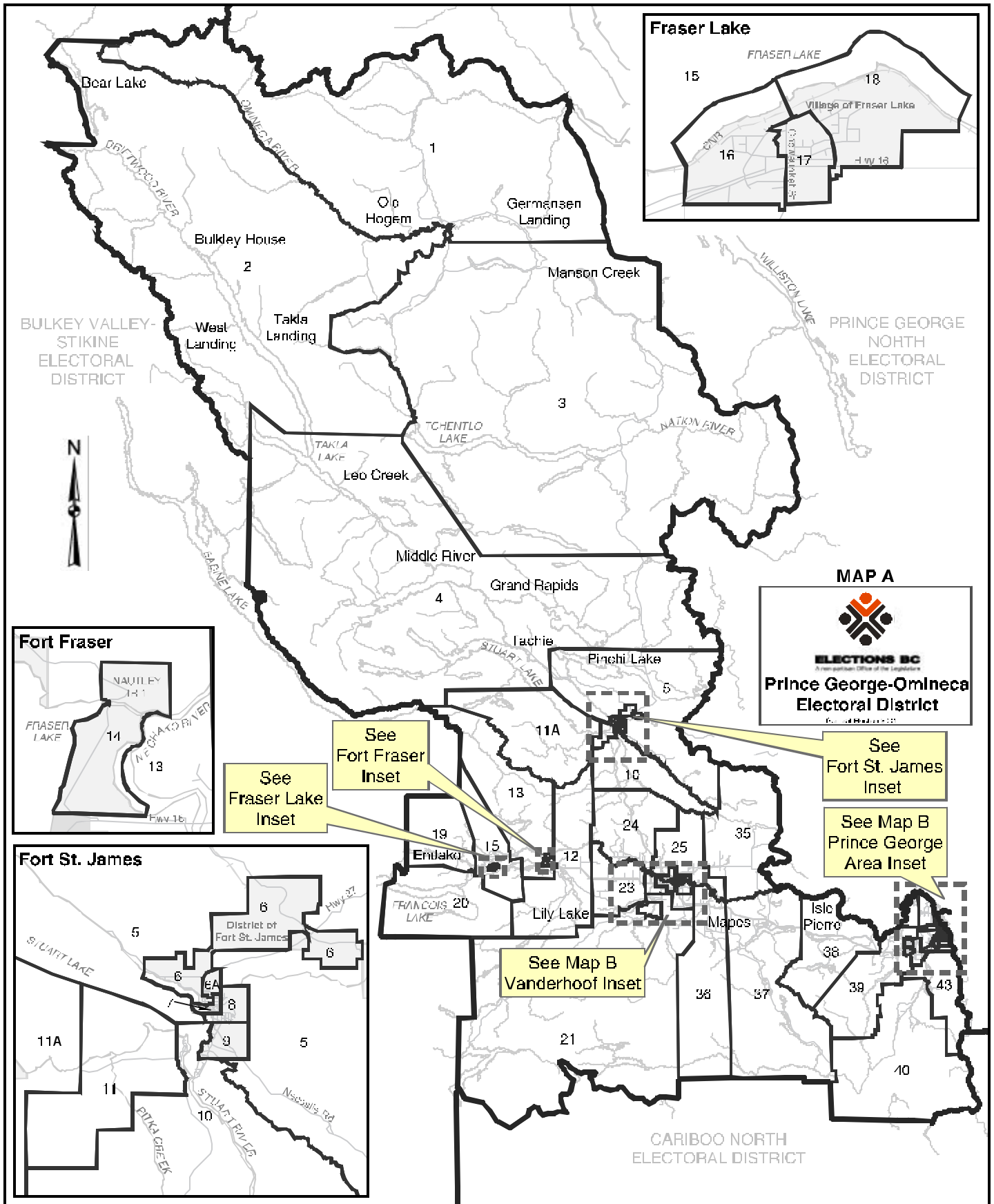
| Voting Area (continued) | Pat Bell LIB | Hilary Crowley GP | Robert Grimsrud BCM | Leif Jensen IND | Bryan Llewellyn NDP | David G. Low UPBC | Lisa Maskell WR | Fred McLeod IND | Total Valid Votes | Rejected Ballots | No. of Registered Voters |
|---------------------------------------|-----------------|----------------------|------------------------|--------------------|------------------------|----------------------|--------------------|--------------------|----------------------|---------------------|--------------------------------|
| 62 Prince George W | 45 | 6 | 1 | 0 | 16 | 4 | 1 | 2 | 75 | 0 | 202 |
| 63 Prince George W | 60 | 3 | 5 | 0 | 29 | 4 | 2 | 5 | 108 | 0 | 234 |
| 64 Prince George W | 103 | 14 | 3 | 1 | 43 | 7 | 6 | 7 | 184 | 0 | 307 |
| 65 Prince George W | 116 | 30 | 8 | 1 | 34 | 11 | 5 | 6 | 211 | 0 | 335 |
| 66 Prince George W | 105 | 12 | 7 | 1 | 30 | 10 | 4 | 11 | 180 | 1 | 266 |
| 67 Prince George W | 118 | 7 | 2 | 1 | 36 | 10 | 3 | 11 | 188 | 3 | 300 |
| 68 Prince George W | 132 | 16 | 1 | 0 | 31 | 10 | 2 | 7 | 199 | 0 | 307 |
| 69 Prince George W | 97 | 9 | 4 | 1 | 51 | 4 | 9 | 6 | 181 | 0 | 267 |
| 70 Prince George W | 109 | 16 | 7 | 0 | 34 | 7 | 3 | 2 | 178 | 0 | 295 |
| 71 Prince George W | 94 | 7 | 4 | 2 | 30 | 10 | 5 | 4 | 156 | 4 | 278 |
| 72 Prince George W | 79 | 12 | 8 | 3 | 33 | 8 | 8 | 7 | 158 | 1 | 266 |
| 73 Prince George W | 103 | 9 | 4 | 0 | 37 | 6 | 6 | 3 | 168 | 0 | 292 |
| 74 Prince George E | 102 | 14 | 10 | 0 | 25 | 11 | 4 | 6 | 172 | 0 | 270 |
| 75 Prince George E | 39 | 8 | 8 | 0 | 16 | 7 | 1 | 0 | 79 | 0 | 140 |
| 76 Prince George W | 125 | 13 | 10 | 0 | 66 | 9 | 5 | 3 | 231 | 2 | 358 |
| 77 Nukko Lake | 79 | 15 | 8 | 3 | 13 | 8 | 4 | 4 | 134 | 0 | 208 |
| 78 Ness Lake | 130 | 18 | 10 | 1 | 32 | 13 | 5 | 9 | 218 | 0 | 348 |
| 79 Reid Lake | 61 | 10 | 0 | 0 | 17 | 8 | 6 | 3 | 105 | 0 | 163 |
| SubTotals | 8,841 | 1,078 | 545 | 74 | 2,069 | 809 | 599 | 466 | 14,481 | 44 | 21,137 |
| S. 98 Mobiles | 15 | 2 | 1 | 0 | 3 | 2 | 1 | 2 | 26 | 2 | |
| S. 99 Absentee - in ED | 170 | 30 | 24 | 2 | 39 | 18 | 11 | 5 | 299 | 4 | |
| S. 100 Absentee - out of ED | 86 | 16 | 13 | 0 | 16 | 6 | 9 | 3 | 149 | 14 | |
| S. 101 Absentee - Advance | 17 | 6 | 0 | 0 | 4 | 0 | 0 | 1 | 28 | 0 | |
| S. 104 Voting in DEO office | 81 | 5 | 5 | 0 | 12 | 2 | 1 | 1 | 107 | 2 | |
| S. 106 Voting by mail | 5 | 0 | 0 | 0 | 5 | 1 | 0 | 0 | 11 | 2 | |
| Grand Totals | 9,215 | 1,137 | 588 | 76 | 2,148 | 838 | 621 | 478 | 15,101 | 68 | 21,137 |
| % of Valid Votes | 61.02% | 7.53% | 3.89% | 0.51% | 14.22% | 5.55% | 4.11% | 3.17% | | | |

Summary:

| | | | |
|---------------------------------|---------------|--------|-------------------|
| Valid Votes - General & Advance | 14,481 | 95.89% | Total Valid Votes |
| S. 98 Mobiles | 26 | 0.17% | Total Valid Votes |
| S. 99 Absentee - in ED | 299 | 1.98% | Total Valid Votes |
| S. 100 Absentee - out of ED | 149 | 0.99% | Total Valid Votes |
| S. 101 Absentee - Advance | 28 | 0.19% | Total Valid Votes |
| S. 104 Voting in DEO office | 107 | 0.71% | Total Valid Votes |
| S. 106 Voting by mail | 11 | 0.07% | Total Valid Votes |
| Total Valid Votes | 15,101 | | |
| Rejected Ballots | 68 | 0.45% | Ballots Cast |
| Registered Voters Who Voted | 15,169 | 71.77% | Registered Voters |

Candidate Elected: Pat Bell (LIB)

*1 Voting Areas 12 and 13 combined



**Prince George-Omineca Electoral District
Voting Results**

State ment of Votes
Elections British Columbia

| | Will DeWolf BCM | Ed John NDP | Eldon Matte UPBC | Paul R. Nettleton LIB | David Usher GP | Total Valid Votes | Rejected Ballots | No. of Registered Voters |
|--------------------------|-----------------------|-------------------|------------------------|-----------------------------|----------------------|-------------------------|---------------------|--------------------------------|
| Advance Voting | | | | | | | | |
| Fort St James | 6 | 83 | 5 | 103 | 4 | 201 | 1 | |
| Fraser Lake | 2 | 44 | 5 | 64 | 2 | 117 | 0 | |
| Prince George | 17 | 91 | 70 | 553 | 38 | 769 | 5 | |
| Vanderhoof | 3 | 30 | 17 | 159 | 10 | 219 | 0 | |
| General Voting | | | | | | | | |
| Voting Area | | | | | | | | |
| 1 Germansen Land ing *1 | 2 | 7 | 3 | 16 | 8 | 36 | 0 | 36 |
| 2 Takla Land ing | 0 | 61 | 0 | 3 | 1 | 65 | 0 | 123 |
| 3 Man son Creek *1 | - | - | - | - | - | - | - | 20 |
| 4 T'lazten First Na tion | 9 | 185 | 0 | 7 | 8 | 209 | 3 | 361 |
| 5 Fort St James | 9 | 44 | 11 | 93 | 20 | 177 | 1 | 275 |
| 6 Fort St James | 3 | 32 | 7 | 88 | 2 | 132 | 1 | 179 |
| 6A Fort St James | 8 | 20 | 9 | 83 | 2 | 122 | 1 | 195 |
| 7 Fort St James | 13 | 61 | 5 | 132 | 6 | 217 | 0 | 316 |
| 8 Fort St James | 12 | 83 | 10 | 112 | 10 | 227 | 1 | 356 |
| 9 Nak'azdli Band | 5 | 172 | 1 | 8 | 0 | 186 | 0 | 272 |
| 10 Fort St James | 20 | 32 | 17 | 167 | 7 | 243 | 0 | 343 |
| 11 Fort St James | 8 | 9 | 7 | 92 | 8 | 124 | 0 | 181 |
| 11A Fort St James | 13 | 21 | 11 | 100 | 20 | 165 | 1 | 238 |
| 12 Fort Fra ser | 13 | 24 | 28 | 118 | 9 | 192 | 2 | 283 |
| 13 Fort Fra ser | 7 | 21 | 19 | 72 | 6 | 125 | 0 | 188 |
| 14 Nadleh Whu'ten | 3 | 83 | 0 | 2 | 0 | 88 | 0 | 116 |
| 15 Fra ser Lake | 9 | 58 | 18 | 115 | 8 | 208 | 0 | 338 |
| 16 Fra ser Lake | 4 | 31 | 8 | 90 | 12 | 145 | 0 | 244 |
| 17 Fra ser Lake | 6 | 21 | 14 | 68 | 5 | 114 | 0 | 198 |
| 18 Fra ser Lake | 10 | 31 | 6 | 123 | 7 | 177 | 0 | 260 |
| 19 Endako | 5 | 10 | 14 | 50 | 5 | 84 | 0 | 120 |
| 20 Francois Lake | 7 | 26 | 9 | 67 | 10 | 119 | 2 | 167 |
| 21 Nechako | 3 | 18 | 20 | 76 | 7 | 124 | 0 | 226 |
| 22 Saik'uz First Na tion | 3 | 88 | 1 | 4 | 1 | 97 | 0 | 182 |
| 23 Engen | 7 | 15 | 28 | 127 | 8 | 185 | 1 | 319 |
| 24 Vanderhoof | 3 | 10 | 22 | 102 | 7 | 144 | 0 | 219 |
| 25 Vanderhoof | 4 | 18 | 35 | 156 | 3 | 216 | 0 | 264 |
| 26 Vanderhoof | 9 | 24 | 28 | 179 | 10 | 250 | 0 | 351 |
| 27 Vanderhoof | 5 | 19 | 30 | 188 | 2 | 244 | 0 | 327 |
| 28 Vanderhoof | 10 | 20 | 21 | 136 | 15 | 202 | 0 | 289 |
| 29 Vanderhoof | 5 | 26 | 15 | 134 | 7 | 187 | 0 | 286 |
| 30 Vanderhoof | 15 | 24 | 12 | 137 | 13 | 201 | 0 | 305 |
| 30A Vanderhoof | 4 | 23 | 14 | 86 | 9 | 136 | 0 | 212 |
| 31 Vanderhoof | 5 | 26 | 27 | 155 | 10 | 223 | 1 | 321 |
| 32 Vanderhoof | 5 | 16 | 29 | 179 | 3 | 232 | 0 | 313 |
| 33S Vanderhoof *2 | - | - | - | - | - | - | - | 30 |
| 34 Vanderhoof *2 | 1 | 8 | 29 | 110 | 4 | 152 | 1 | 190 |
| 35 Stuart River | 1 | 2 | 16 | 35 | 2 | 56 | 0 | 90 |
| 36 Mapes | 5 | 15 | 32 | 83 | 4 | 139 | 2 | 217 |
| 37 Cluculz Lake | 16 | 43 | 28 | 119 | 21 | 227 | 2 | 341 |
| 38 Bednesti Lake | 2 | 11 | 6 | 53 | 3 | 75 | 0 | 118 |
| 39 Mud River | 12 | 15 | 10 | 165 | 16 | 218 | 1 | 327 |
| 40 Baldy Hughes | 2 | 5 | 5 | 40 | 4 | 56 | 0 | 101 |
| 41 Beaverley | 8 | 33 | 33 | 197 | 19 | 290 | 1 | 418 |
| 42 Beaverley | 8 | 24 | 34 | 118 | 10 | 194 | 1 | 274 |
| 42A Beaverley | 4 | 24 | 26 | 95 | 10 | 159 | 0 | 246 |
| 43 Blackwater | 15 | 21 | 22 | 109 | 14 | 181 | 0 | 337 |
| 44 Miworth | 10 | 39 | 16 | 117 | 22 | 204 | 1 | 292 |
| 45 Cranbrook Hill | 1 | 29 | 15 | 114 | 12 | 171 | 3 | 264 |
| 46 Elkhorn | 7 | 27 | 7 | 91 | 20 | 152 | 0 | 303 |
| 47 West wood | 6 | 20 | 16 | 77 | 16 | 135 | 0 | 227 |
| 48 West wood | 4 | 37 | 29 | 116 | 11 | 197 | 0 | 303 |
| 49 West wood | 5 | 21 | 12 | 58 | 5 | 101 | 0 | 183 |
| 50 West wood | 5 | 25 | 14 | 81 | 11 | 136 | 2 | 184 |
| 51 West wood | 1 | 41 | 10 | 134 | 8 | 194 | 0 | 316 |
| 52 West wood | 6 | 29 | 19 | 129 | 13 | 196 | 0 | 306 |
| 53 West wood | 0 | 13 | 8 | 32 | 5 | 58 | 0 | 96 |
| 54 West wood | 3 | 32 | 14 | 60 | 12 | 121 | 2 | 194 |
| 55 West wood | 5 | 36 | 25 | 144 | 19 | 229 | 1 | 376 |

| Voting Area (con tin ued) | Will DeWolf BCM | Ed John NDP | Eldon Matte UPBC | Paul R. Nettleton LIB | David Usher GP | Total Valid Votes | Rejected Ballots | No. of Registered Voters |
|---|-----------------|--------------|------------------|-----------------------|----------------|-------------------|------------------|--------------------------|
| 56 West wood | 11 | 35 | 2 | 90 | 9 | 147 | 0 | 251 |
| 57 College Heights | 7 | 35 | 27 | 100 | 19 | 188 | 1 | 296 |
| 58 West wood | 8 | 29 | 17 | 67 | 15 | 136 | 0 | 226 |
| 59 College Heights | 3 | 34 | 15 | 89 | 10 | 151 | 1 | 231 |
| 60 College Heights | 4 | 25 | 25 | 102 | 17 | 173 | 0 | 240 |
| 61 College Heights | 4 | 30 | 25 | 155 | 13 | 227 | 0 | 357 |
| 62 College Heights | 5 | 46 | 12 | 126 | 16 | 205 | 2 | 302 |
| 63 College Heights | 11 | 35 | 12 | 147 | 15 | 220 | 0 | 344 |
| 64 College Heights | 7 | 35 | 17 | 105 | 12 | 176 | 1 | 271 |
| 65 College Heights | 7 | 38 | 21 | 80 | 22 | 168 | 0 | 274 |
| 66 College Heights | 7 | 18 | 22 | 108 | 14 | 169 | 2 | 300 |
| 67 College Heights | 3 | 25 | 10 | 109 | 12 | 159 | 0 | 257 |
| 68 College Heights | 9 | 32 | 20 | 122 | 9 | 192 | 2 | 329 |
| 69 College Heights | 7 | 30 | 39 | 206 | 12 | 294 | 2 | 451 |
| 70 College Heights | 7 | 32 | 13 | 113 | 10 | 175 | 0 | 302 |
| 71 College Heights | 4 | 17 | 18 | 121 | 10 | 170 | 1 | 266 |
| 72 College Heights | 4 | 33 | 22 | 106 | 18 | 183 | 0 | 290 |
| 73 College Heights | 5 | 22 | 24 | 94 | 18 | 163 | 0 | 270 |
| 74 College Heights | 3 | 22 | 17 | 138 | 16 | 196 | 1 | 299 |
| 75 Vanway | 10 | 25 | 22 | 101 | 9 | 167 | 1 | 285 |
| 76 Vanway | 10 | 19 | 23 | 86 | 13 | 151 | 0 | 263 |
| 77 College Heights | 6 | 30 | 14 | 166 | 13 | 229 | 1 | 360 |
| 78 College Heights | 4 | 16 | 25 | 100 | 10 | 155 | 0 | 250 |
| 79 College Heights | 6 | 32 | 25 | 120 | 14 | 197 | 1 | 312 |
| 80 College Heights | 8 | 31 | 17 | 121 | 9 | 186 | 1 | 278 |
| 81 College Heights | 4 | 21 | 14 | 138 | 13 | 190 | 0 | 330 |
| 82 Vanway | 16 | 24 | 27 | 158 | 15 | 240 | 2 | 367 |
| 83 Vanway | 7 | 16 | 39 | 116 | 16 | 194 | 0 | 303 |
| 84 Vanway | 9 | 19 | 18 | 117 | 12 | 175 | 2 | 326 |
| 85 Vanway | 8 | 28 | 31 | 158 | 11 | 236 | 1 | 369 |
| SubTotals | 603 | 2,991 | 1,615 | 9,980 | 966 | 16,155 | 59 | 23,155 |
| S. 98 Mobiles | 4 | 25 | 0 | 29 | 1 | 59 | 0 | |
| S. 99 Ab sen tee - in ED | 20 | 75 | 43 | 206 | 22 | 366 | 5 | |
| S. 100 Ab sen tee - out of ED | 11 | 29 | 14 | 105 | 24 | 183 | 15 | |
| S. 101 Ab sen tee - Ad vance | 2 | 5 | 0 | 41 | 4 | 52 | 3 | |
| S. 104 Voting in DEO of fice | 6 | 27 | 13 | 103 | 9 | 158 | 2 | |
| S. 106 Voting by mail | 0 | 4 | 0 | 5 | 0 | 9 | 0 | |
| Grand To tals | 646 | 3,156 | 1,685 | 10,469 | 1,026 | 16,982 | 84 | 23,155 |
| % of Valid Votes | 3.81% | 18.58% | 9.92% | 61.65% | 6.04% | | | |

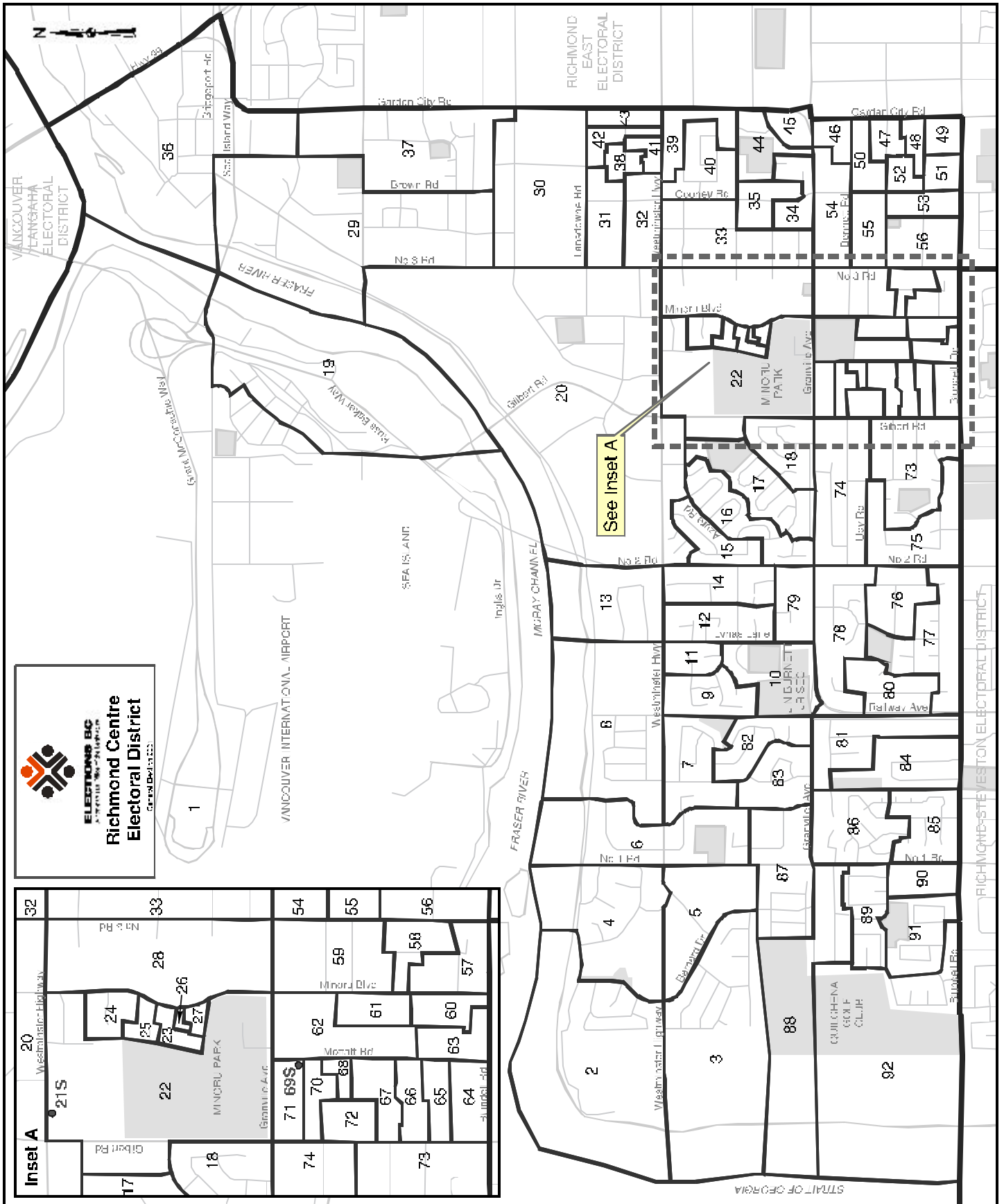
Summary:

| | | | |
|-----------------------------------|---------------|--------|---------------------|
| Valid Votes - Gen eral & Ad vance | 16,155 | 95.13% | To tal Valid Votes |
| S. 98 Mobiles | 59 | 0.35% | To tal Valid Votes |
| S. 99 Ab sen tee - in ED | 366 | 2.16% | To tal Valid Votes |
| S. 100 Ab sen tee - out of ED | 183 | 1.08% | To tal Valid Votes |
| S. 101 Ab sen tee - Ad vance | 52 | 0.31% | To tal Valid Votes |
| S. 104 Voting in DEO of fice | 158 | 0.93% | To tal Valid Votes |
| S. 106 Voting by mail | 9 | 0.04% | To tal Valid Votes |
| To tal Valid Votes | 16,982 | | |
| Rejected Ballots | 84 | 0.49% | Bal lots Cast |
| Reg is tered Voters Who Voted | 17,066 | 73.70% | Reg is tered Voters |

Candidate Elected: Paul R. Nettleton (LIB)

*1 Voting Areas 1 and 3 com bined

*2 Voting Areas 33S and 34 com bined



| | Jaana Grant NDP | Greg Halsey-Brandt LIB | Jim Hessels UPBC | Alice Kan-Halford BCM | Bruce Marshall GP | Frank Pe ter Tofin CP | Total Valid Votes | Rejected Ballots | No. of Registered Voters |
|-------------------------------------|-----------------------|------------------------------|------------------------|-----------------------------|-------------------------|-----------------------------|-------------------------|---------------------|--------------------------------|
| Advance Voting | | | | | | | | | |
| Admiralty Centre | 4 | 72 | 3 | 3 | 1 | 0 | 83 | 1 | |
| District Electoral Office | 34 | 269 | 7 | 1 | 17 | 1 | 329 | 0 | |
| Trinity Lutheran Church | 61 | 516 | 20 | 7 | 61 | 8 | 673 | 2 | |
| General Voting | | | | | | | | | |
| Voting Area | | | | | | | | | |
| 1 | 37 | 68 | 3 | 7 | 38 | 2 | 155 | 0 | 238 |
| 2 | 16 | 148 | 2 | 1 | 7 | 1 | 175 | 0 | 249 |
| 3 | 12 | 135 | 0 | 5 | 6 | 1 | 159 | 0 | 174 |
| 4 | 16 | 290 | 6 | 2 | 10 | 3 | 327 | 1 | 443 |
| 5 | 28 | 226 | 5 | 2 | 12 | 3 | 276 | 0 | 462 |
| 6 | 26 | 151 | 4 | 10 | 21 | 0 | 212 | 2 | 333 |
| 7 | 26 | 151 | 8 | 6 | 17 | 0 | 208 | 2 | 328 |
| 8 | 34 | 131 | 3 | 8 | 23 | 1 | 200 | 5 | 321 |
| 9 | 15 | 147 | 0 | 0 | 15 | 0 | 177 | 1 | 302 |
| 10 | 15 | 96 | 3 | 3 | 11 | 1 | 129 | 0 | 212 |
| 11 | 9 | 98 | 2 | 0 | 13 | 1 | 118 | 1 | 192 |
| 12 | 15 | 147 | 4 | 2 | 11 | 6 | 185 | 0 | 292 |
| 13 | 46 | 234 | 9 | 4 | 41 | 8 | 342 | 0 | 617 |
| 14 | 12 | 136 | 3 | 2 | 8 | 1 | 162 | 0 | 263 |
| 15 | 19 | 81 | 3 | 1 | 11 | 0 | 115 | 3 | 170 |
| 16 | 18 | 136 | 5 | 6 | 16 | 1 | 182 | 0 | 300 |
| 17 | 35 | 117 | 6 | 5 | 18 | 6 | 187 | 1 | 261 |
| 18 | 24 | 110 | 8 | 2 | 8 | 1 | 153 | 0 | 216 |
| 19 | 30 | 82 | 4 | 10 | 32 | 1 | 159 | 0 | 224 |
| 20 | 30 | 114 | 3 | 1 | 27 | 1 | 176 | 0 | 333 |
| 21S | 0 | 0 | 0 | 0 | 0 | 0 | 0 | 0 | 5 |
| 22 | 8 | 27 | 1 | 1 | 10 | 0 | 47 | 0 | 278 |
| 23 | 16 | 85 | 4 | 1 | 6 | 4 | 116 | 1 | 202 |
| 24 | 6 | 46 | 5 | 0 | 16 | 1 | 74 | 1 | 173 |
| 25 | 14 | 30 | 1 | 0 | 1 | 0 | 46 | 0 | 119 |
| 26 | 17 | 77 | 5 | 2 | 14 | 1 | 116 | 0 | 183 |
| 27 | 24 | 69 | 6 | 0 | 10 | 0 | 109 | 1 | 204 |
| 28 | 14 | 68 | 0 | 0 | 4 | 1 | 87 | 0 | 161 |
| 29 | 20 | 53 | 8 | 2 | 16 | 1 | 100 | 0 | 181 |
| 30 | 15 | 119 | 4 | 5 | 16 | 3 | 162 | 0 | 254 |
| 31 | 27 | 103 | 8 | 4 | 12 | 1 | 155 | 1 | 293 |
| 32 | 17 | 86 | 7 | 4 | 15 | 1 | 130 | 0 | 278 |
| 33 | 35 | 209 | 8 | 4 | 18 | 5 | 279 | 0 | 487 |
| 34 | 26 | 97 | 6 | 8 | 17 | 2 | 156 | 0 | 284 |
| 35 | 22 | 82 | 6 | 4 | 11 | 4 | 129 | 1 | 249 |
| 36 | 12 | 21 | 2 | 4 | 5 | 0 | 44 | 1 | 101 |
| 37 | 8 | 64 | 0 | 7 | 15 | 0 | 94 | 0 | 157 |
| 38 | 15 | 118 | 1 | 3 | 22 | 2 | 161 | 2 | 293 |
| 39 | 22 | 125 | 0 | 5 | 31 | 2 | 185 | 1 | 318 |
| 40 | 29 | 125 | 7 | 1 | 15 | 1 | 178 | 0 | 245 |
| 41 | 30 | 62 | 3 | 3 | 21 | 2 | 121 | 0 | 269 |
| 42 | 33 | 107 | 6 | 3 | 8 | 1 | 158 | 1 | 267 |
| 43 | 19 | 55 | 0 | 5 | 9 | 2 | 90 | 0 | 194 |
| 44 | 16 | 76 | 1 | 1 | 22 | 2 | 118 | 1 | 225 |
| 45 | 22 | 107 | 3 | 4 | 23 | 2 | 161 | 0 | 298 |
| 46 | 18 | 85 | 2 | 11 | 23 | 2 | 141 | 0 | 250 |
| 47 | 34 | 154 | 3 | 7 | 21 | 3 | 222 | 2 | 346 |
| 48 | 22 | 151 | 11 | 3 | 17 | 2 | 206 | 0 | 301 |
| 49 | 24 | 146 | 6 | 4 | 22 | 0 | 202 | 1 | 328 |
| 50 | 12 | 116 | 7 | 3 | 13 | 1 | 152 | 1 | 229 |
| 51 | 15 | 128 | 3 | 1 | 18 | 0 | 165 | 2 | 280 |
| 52 | 21 | 130 | 2 | 4 | 13 | 10 | 180 | 0 | 298 |
| 53 | 22 | 158 | 5 | 8 | 14 | 1 | 208 | 0 | 325 |
| 54 | 27 | 134 | 8 | 9 | 26 | 3 | 207 | 2 | 340 |
| 55 | 24 | 157 | 7 | 0 | 14 | 5 | 207 | 1 | 348 |
| 56 | 26 | 195 | 5 | 1 | 19 | 1 | 247 | 3 | 380 |
| 57 | 13 | 154 | 2 | 0 | 15 | 0 | 184 | 1 | 271 |
| 58 | 29 | 107 | 3 | 4 | 21 | 1 | 165 | 0 | 252 |
| 59 | 17 | 152 | 1 | 4 | 7 | 0 | 181 | 1 | 270 |
| 60 | 15 | 98 | 6 | 5 | 28 | 1 | 153 | 0 | 274 |

**Richmond Centre Electoral District
Voting Results**

Statement of Votes
Elections British Columbia

| Voting Area (continued) | Jaana Grant NDP | Greg Halsey-Brandt LIB | Jim Hessels UPBC | Alice Kan-Halford BCM | Bruce Marshall GP | Frank Peter Toffin CP | Total Valid Votes | Rejected Ballots | No. of Registered Voters |
|------------------------------|--------------------|---------------------------|---------------------|--------------------------|----------------------|--------------------------|----------------------|---------------------|--------------------------------|
| 61 | 28 | 146 | 3 | 7 | 18 | 0 | 202 | 0 | 301 |
| 62 | 37 | 144 | 2 | 1 | 34 | 2 | 220 | 2 | 348 |
| 63 | 19 | 128 | 3 | 7 | 19 | 2 | 178 | 1 | 333 |
| 64 | 10 | 92 | 3 | 2 | 9 | 0 | 116 | 1 | 218 |
| 65 | 26 | 64 | 0 | 1 | 13 | 0 | 104 | 1 | 186 |
| 66 | 19 | 88 | 0 | 1 | 13 | 3 | 124 | 0 | 219 |
| 67 | 21 | 123 | 7 | 4 | 19 | 3 | 177 | 0 | 277 |
| 68 | 2 | 25 | 2 | 1 | 4 | 0 | 34 | 0 | 58 |
| 69S | 0 | 0 | 0 | 0 | 0 | 0 | 0 | 0 | 126 |
| 70 | 14 | 43 | 6 | 1 | 10 | 0 | 74 | 0 | 139 |
| 71 | 22 | 113 | 4 | 1 | 10 | 1 | 151 | 3 | 263 |
| 72 | 28 | 95 | 3 | 6 | 22 | 2 | 156 | 0 | 283 |
| 73 | 14 | 120 | 4 | 1 | 8 | 0 | 147 | 0 | 231 |
| 74 | 22 | 124 | 5 | 7 | 13 | 2 | 173 | 0 | 291 |
| 75 | 30 | 146 | 3 | 3 | 13 | 1 | 196 | 2 | 263 |
| 76 | 25 | 175 | 3 | 7 | 14 | 3 | 227 | 0 | 330 |
| 77 | 30 | 141 | 1 | 4 | 15 | 3 | 194 | 1 | 276 |
| 78 | 28 | 201 | 4 | 3 | 23 | 2 | 261 | 0 | 391 |
| 79 | 41 | 140 | 7 | 8 | 15 | 1 | 212 | 1 | 344 |
| 80 | 32 | 119 | 5 | 7 | 17 | 0 | 180 | 0 | 300 |
| 81 | 31 | 114 | 3 | 2 | 15 | 1 | 166 | 0 | 259 |
| 82 | 35 | 100 | 3 | 2 | 20 | 0 | 160 | 0 | 237 |
| 83 | 19 | 96 | 1 | 4 | 18 | 1 | 139 | 0 | 198 |
| 84 | 14 | 120 | 3 | 1 | 6 | 0 | 144 | 0 | 224 |
| 85 | 30 | 159 | 1 | 3 | 14 | 1 | 208 | 4 | 328 |
| 86 | 22 | 150 | 3 | 4 | 26 | 1 | 206 | 0 | 347 |
| 87 | 16 | 173 | 0 | 3 | 13 | 2 | 207 | 0 | 285 |
| 88 | 12 | 100 | 5 | 3 | 19 | 1 | 140 | 0 | 221 |
| 89 | 39 | 104 | 2 | 4 | 13 | 1 | 163 | 1 | 282 |
| 90 | 28 | 114 | 0 | 6 | 17 | 0 | 165 | 0 | 302 |
| 91 | 21 | 96 | 0 | 0 | 17 | 1 | 135 | 0 | 211 |
| 92 | 27 | 119 | 6 | 3 | 27 | 3 | 185 | 0 | 284 |
| SubTotals | 2,090 | 11,398 | 366 | 330 | 1,526 | 152 | 15,862 | 61 | 24,495 |
| S. 98 Mobiles | 34 | 119 | 4 | 0 | 21 | 7 | 185 | 9 | |
| S. 99 Absen tee - in ED | 23 | 222 | 4 | 14 | 29 | 0 | 292 | 25 | |
| S. 100 Absen tee - out of ED | 31 | 154 | 2 | 11 | 25 | 2 | 225 | 36 | |
| S. 101 Absen tee - Ad vance | 7 | 49 | 1 | 0 | 4 | 1 | 62 | 3 | |
| S. 104 Voting in DEO of fice | 15 | 117 | 4 | 2 | 10 | 3 | 151 | 6 | |
| S. 106 Voting by mail | 6 | 2 | 0 | 0 | 0 | 0 | 8 | 0 | |
| Grand Totals | 2,206 | 12,061 | 381 | 357 | 1,615 | 165 | 16,785 | 140 | 24,495 |
| % of Valid Votes | 13.14% | 71.86% | 2.27% | 2.13% | 9.62% | 0.98% | | | |

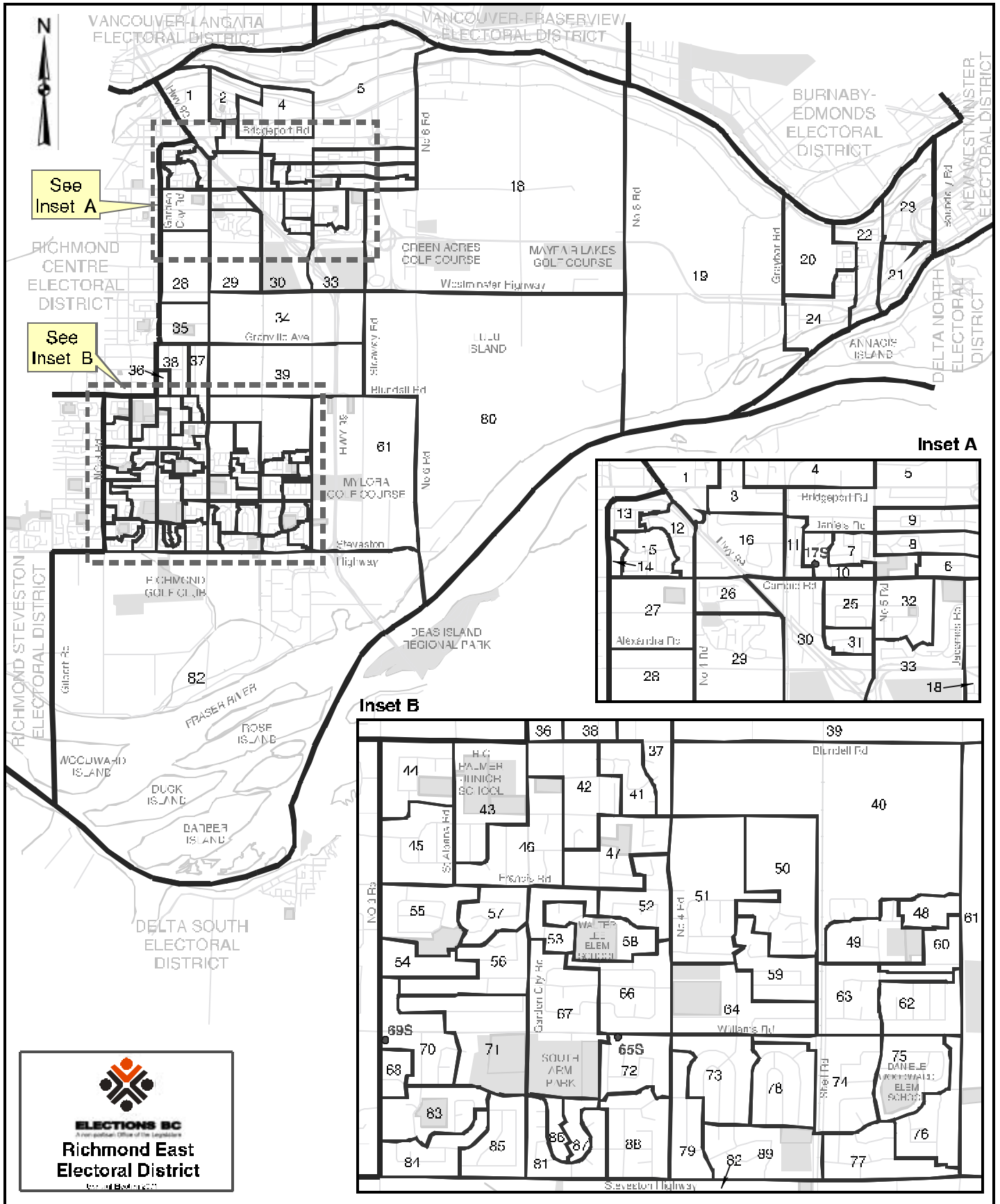
Summary:

| | | | |
|-----------------------------------|--------|--------|-------------------|
| Valid Votes - Gen eral & Ad vance | 15,862 | 94.50% | Total Valid Votes |
| S. 98 Mobiles | 185 | 1.10% | Total Valid Votes |
| S. 99 Absen tee - in ED | 292 | 1.74% | Total Valid Votes |
| S. 100 Absen tee - out of ED | 225 | 1.34% | Total Valid Votes |
| S. 101 Absen tee - Ad vance | 62 | 0.37% | Total Valid Votes |
| S. 104 Voting in DEO of fice | 151 | 0.90% | Total Valid Votes |
| S. 106 Voting by mail | 8 | 0.05% | Total Valid Votes |

Total Valid Votes 16,785

| | | | |
|-----------------------------|--------|--------|-------------------|
| Rejected Ballots | 140 | 0.83% | Ballots Cast |
| Registered Voters Who Voted | 16,925 | 69.10% | Registered Voters |

Candidate Elected: Greg Halsey-Brandt (LIB)



| | Mohamud Ali Farah IND | Stephen Kronstein GP | Willy Nasgowitz NDP | Joe Pal UPBC | Linda Reid LIB | John Shavluk BCM | Total Valid Votes | Rejected Ballots | No. of Registered Voters |
|--|-----------------------------|----------------------------|---------------------------|--------------------|----------------------|------------------------|-------------------------|---------------------|--------------------------------|
| Advance Voting | | | | | | | | | |
| Broadmoor Baptist Church | 0 | 41 | 41 | 14 | 376 | 6 | 478 | 0 | |
| East Richmond Community Hall | 3 | 26 | 45 | 14 | 411 | 3 | 502 | 1 | |
| General Voting | | | | | | | | | |
| Voting Area | | | | | | | | | |
| 1 | 0 | 12 | 15 | 9 | 89 | 1 | 126 | 0 | 189 |
| 2 | 7 | 16 | 29 | 4 | 184 | 2 | 242 | 2 | 334 |
| 3 | 2 | 21 | 39 | 2 | 158 | 6 | 228 | 3 | 378 |
| 4 | 1 | 24 | 30 | 10 | 172 | 5 | 242 | 0 | 359 |
| 5 | 4 | 21 | 47 | 21 | 123 | 3 | 219 | 0 | 292 |
| 6 | 12 | 17 | 9 | 4 | 45 | 4 | 91 | 1 | 185 |
| 7 | 2 | 15 | 40 | 6 | 120 | 6 | 189 | 2 | 324 |
| 8 | 3 | 18 | 28 | 16 | 168 | 4 | 237 | 0 | 384 |
| 9 | 7 | 23 | 37 | 7 | 71 | 6 | 151 | 2 | 256 |
| 10 | 1 | 14 | 35 | 7 | 115 | 0 | 172 | 0 | 282 |
| 11 | 3 | 13 | 38 | 7 | 140 | 2 | 203 | 0 | 305 |
| 12 | 3 | 10 | 26 | 7 | 211 | 1 | 258 | 4 | 360 |
| 13 | 3 | 18 | 28 | 4 | 111 | 7 | 171 | 0 | 217 |
| 14 | 0 | 2 | 9 | 0 | 81 | 2 | 97 | 0 | 127 |
| 15 | 4 | 9 | 18 | 1 | 213 | 2 | 247 | 1 | 405 |
| 16 | 6 | 13 | 39 | 6 | 121 | 5 | 190 | 0 | 317 |
| 17S * 1 | - | - | - | - | - | - | - | - | 33 |
| 18 | 1 | 21 | 39 | 8 | 145 | 5 | 219 | 0 | 329 |
| 19 | 0 | 4 | 11 | 1 | 38 | 1 | 55 | 0 | 89 |
| 20 | 0 | 14 | 34 | 9 | 200 | 1 | 258 | 0 | 352 |
| 21 | 4 | 23 | 23 | 4 | 153 | 15 | 222 | 0 | 330 |
| 22 | 4 | 29 | 58 | 19 | 331 | 16 | 457 | 0 | 629 |
| 23 | 2 | 23 | 28 | 19 | 108 | 12 | 192 | 0 | 303 |
| 24 | 0 | 31 | 44 | 4 | 198 | 15 | 292 | 0 | 448 |
| 25 | 10 | 15 | 55 | 8 | 121 | 5 | 214 | 1 | 366 |
| 26 | 1 | 20 | 16 | 8 | 136 | 2 | 183 | 0 | 346 |
| 27 | 2 | 15 | 20 | 5 | 65 | 6 | 113 | 0 | 213 |
| 28 | 1 | 9 | 12 | 1 | 60 | 10 | 93 | 0 | 143 |
| 29 | 2 | 22 | 24 | 12 | 215 | 5 | 280 | 0 | 503 |
| 30 | 2 | 5 | 57 | 1 | 109 | 3 | 177 | 0 | 291 |
| 31 | 1 | 5 | 31 | 1 | 89 | 2 | 129 | 0 | 206 |
| 32 | 1 | 14 | 22 | 4 | 213 | 3 | 257 | 0 | 414 |
| 33 | 2 | 12 | 44 | 20 | 354 | 2 | 434 | 1 | 609 |
| 34 | 0 | 17 | 34 | 3 | 120 | 1 | 175 | 1 | 308 |
| 35 | 0 | 4 | 13 | 7 | 80 | 4 | 108 | 0 | 209 |
| 36 | 0 | 3 | 3 | 5 | 27 | 0 | 38 | 0 | 56 |
| 37 | 0 | 27 | 20 | 6 | 161 | 2 | 216 | 0 | 348 |
| 38 | 2 | 35 | 12 | 11 | 113 | 7 | 180 | 0 | 297 |
| 39 | 4 | 19 | 32 | 3 | 98 | 3 | 159 | 0 | 282 |
| 40 | 2 | 28 | 40 | 1 | 147 | 4 | 222 | 1 | 355 |
| 41 | 1 | 14 | 21 | 9 | 171 | 4 | 220 | 0 | 303 |
| 42 | 0 | 17 | 18 | 3 | 166 | 3 | 207 | 2 | 313 |
| 43 | 0 | 18 | 23 | 3 | 108 | 6 | 158 | 1 | 273 |
| 44 | 0 | 20 | 19 | 4 | 114 | 2 | 159 | 2 | 243 |
| 45 | 0 | 22 | 26 | 7 | 134 | 6 | 195 | 0 | 294 |
| 46 | 1 | 24 | 24 | 7 | 154 | 5 | 215 | 0 | 343 |
| 47 | 2 | 23 | 20 | 10 | 175 | 7 | 237 | 1 | 336 |
| 48 | 3 | 25 | 18 | 0 | 90 | 13 | 149 | 1 | 212 |
| 49 | 0 | 18 | 37 | 14 | 145 | 3 | 217 | 0 | 321 |
| 50 | 1 | 16 | 14 | 5 | 133 | 6 | 175 | 1 | 325 |
| 51 | 3 | 34 | 50 | 12 | 154 | 6 | 259 | 0 | 402 |
| 52 | 2 | 27 | 28 | 8 | 143 | 9 | 217 | 1 | 330 |
| 53 | 2 | 35 | 34 | 9 | 116 | 7 | 203 | 0 | 304 |
| 54 | 0 | 15 | 18 | 5 | 160 | 1 | 199 | 0 | 273 |
| 55 | 0 | 13 | 26 | 10 | 107 | 4 | 160 | 1 | 246 |
| 56 | 0 | 18 | 22 | 3 | 124 | 7 | 174 | 1 | 275 |
| 57 | 1 | 11 | 17 | 4 | 125 | 6 | 164 | 1 | 233 |
| 58 | 0 | 18 | 29 | 6 | 116 | 1 | 170 | 1 | 242 |
| 59 | 2 | 18 | 25 | 2 | 134 | 1 | 182 | 0 | 281 |
| 60 | 2 | 38 | 29 | 4 | 110 | 8 | 191 | 0 | 290 |
| 61 | 0 | 7 | 19 | 10 | 101 | 3 | 140 | 1 | 227 |

| Voting Area (con tin ued) | Mohamud Ali Farah IND | Stephen Kronstein GP | Willy Nasgowitz NDP | Joe Pal UPBC | Linda Reid LIB | John Shavluk BCM | Total Valid Votes | Rejected Ballots | No. of Registered Voters |
|-------------------------------|-----------------------------|----------------------------|---------------------------|--------------------|----------------------|------------------------|-------------------------|---------------------|--------------------------------|
| 62 | 3 | 15 | 45 | 3 | 104 | 6 | 176 | 1 | 306 |
| 63 | 4 | 21 | 35 | 7 | 103 | 9 | 179 | 0 | 279 |
| 64 | 3 | 19 | 33 | 5 | 120 | 2 | 182 | 0 | 276 |
| 65S *1 | 1 | 6 | 6 | 4 | 33 | 0 | 50 | 0 | 78 |
| 66 | 1 | 27 | 33 | 7 | 116 | 3 | 187 | 0 | 307 |
| 67 | 0 | 28 | 35 | 5 | 125 | 7 | 200 | 2 | 294 |
| 68 | 3 | 14 | 27 | 2 | 109 | 3 | 158 | 0 | 277 |
| 69S | 0 | 5 | 10 | 5 | 28 | 1 | 49 | 1 | 94 |
| 70 | 0 | 15 | 12 | 5 | 96 | 7 | 135 | 0 | 225 |
| 71 | 0 | 13 | 18 | 6 | 77 | 5 | 119 | 0 | 219 |
| 72 | 2 | 19 | 23 | 2 | 116 | 2 | 164 | 0 | 241 |
| 73 | 0 | 20 | 29 | 5 | 125 | 7 | 186 | 0 | 319 |
| 74 | 3 | 32 | 28 | 5 | 142 | 7 | 217 | 0 | 320 |
| 75 | 1 | 23 | 24 | 5 | 133 | 4 | 190 | 2 | 307 |
| 76 | 0 | 17 | 23 | 13 | 134 | 9 | 196 | 0 | 283 |
| 77 | 3 | 17 | 38 | 0 | 123 | 7 | 188 | 0 | 302 |
| 78 | 2 | 32 | 29 | 3 | 109 | 10 | 185 | 0 | 263 |
| 79 | 4 | 19 | 45 | 12 | 113 | 5 | 198 | 0 | 303 |
| 80 | 2 | 23 | 32 | 10 | 114 | 6 | 187 | 0 | 332 |
| 81 | 2 | 20 | 24 | 0 | 123 | 3 | 172 | 1 | 251 |
| 82 | 3 | 27 | 15 | 9 | 111 | 1 | 166 | 0 | 269 |
| 83 | 3 | 25 | 37 | 7 | 133 | 4 | 209 | 1 | 312 |
| 84 | 1 | 22 | 26 | 7 | 128 | 7 | 191 | 0 | 307 |
| 85 | 1 | 32 | 23 | 5 | 123 | 3 | 187 | 0 | 275 |
| 86 | 2 | 12 | 28 | 5 | 103 | 2 | 152 | 0 | 225 |
| 87 | 2 | 25 | 16 | 6 | 72 | 1 | 122 | 0 | 240 |
| 88 | 0 | 22 | 23 | 6 | 134 | 8 | 193 | 0 | 293 |
| 89 | 0 | 26 | 20 | 3 | 115 | 6 | 170 | 1 | 270 |
| SubTotals | 168 | 1,715 | 2,479 | 586 | 12,035 | 432 | 17,415 | 43 | 25,706 |
| S. 98 Mobiles | 0 | 3 | 3 | 0 | 21 | 0 | 27 | 7 | |
| S. 99 Ab sen tee - in ED | 3 | 44 | 24 | 7 | 191 | 10 | 279 | 2 | |
| S. 100 Ab sen tee - out of ED | 2 | 18 | 29 | 4 | 72 | 2 | 127 | 17 | |
| S. 101 Ab sen tee - Ad vance. | 0 | 7 | 3 | 1 | 48 | 0 | 59 | 5 | |
| S. 104 Voting in DEO of fice. | 0 | 13 | 11 | 1 | 122 | 1 | 148 | 4 | |
| S. 106 Voting by mail | 0 | 2 | 1 | 0 | 9 | 0 | 12 | 0 | |
| Grand Totals | 173 | 1,802 | 2,550 | 599 | 12,498 | 445 | 18,067 | 78 | 25,706 |
| % of Valid Votes | 0.96% | 9.97% | 14.11% | 3.32% | 69.18% | 2.46% | | | |

Summary:

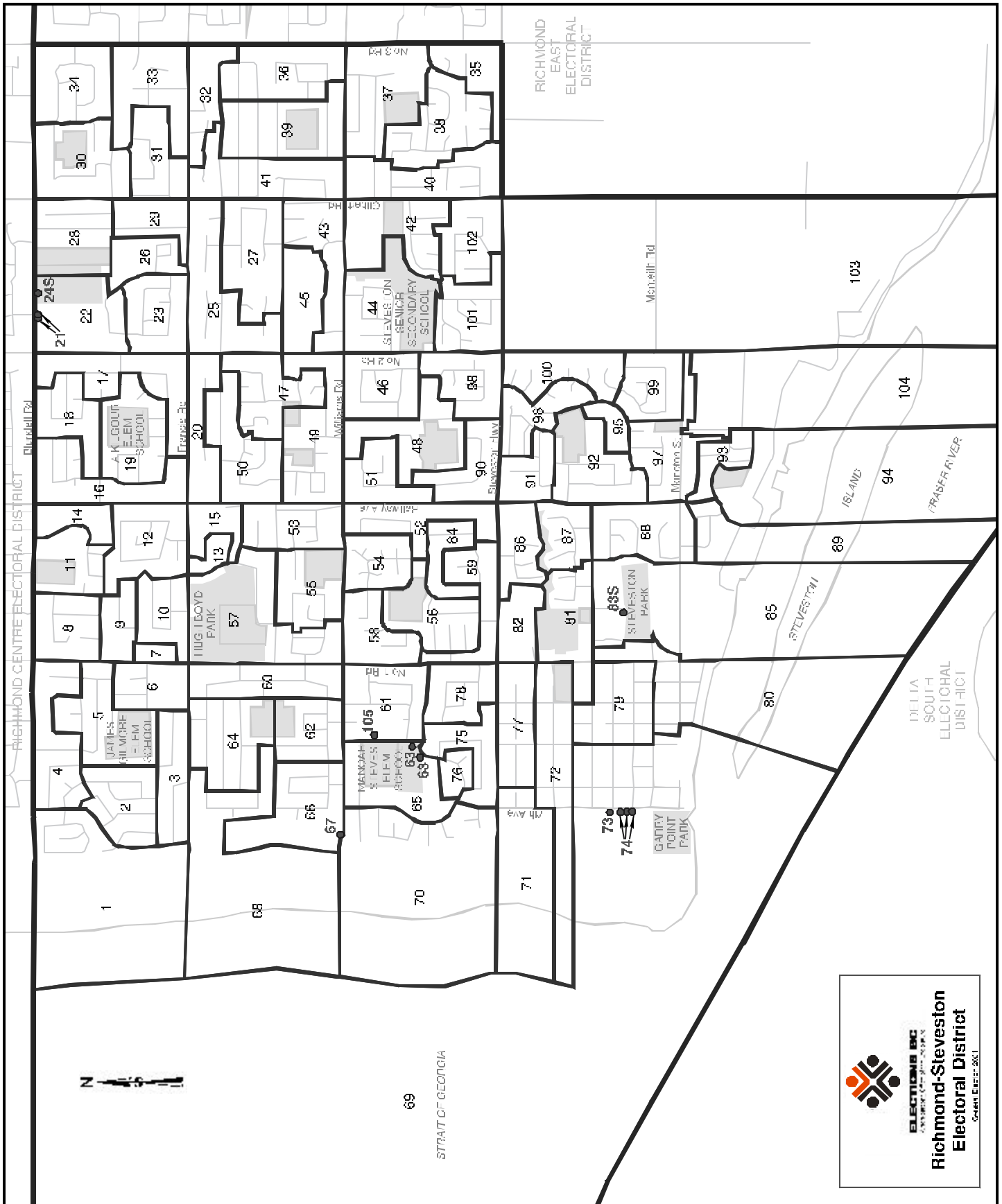
| | | | |
|-----------------------------------|--------|--------|--------------------|
| Valid Votes - Gen eral & Ad vance | 17,415 | 96.39% | To tal Valid Votes |
| S. 98 Mobiles | 27 | 0.15% | To tal Valid Votes |
| S. 99 Ab sen tee - in ED | 279 | 1.54% | To tal Valid Votes |
| S. 100 Ab sen tee - out of ED | 127 | 0.70% | To tal Valid Votes |
| S. 101 Ab sen tee - Ad vance | 59 | 0.33% | To tal Valid Votes |
| S. 104 Voting in DEO of fice | 148 | 0.82% | To tal Valid Votes |
| S. 106 Voting by mail | 12 | 0.07% | To tal Valid Votes |

To tal Valid Votes 18,067

| | | | |
|-------------------------------|--------|--------|---------------------|
| Rejected Ballots | 78 | 0.43% | Bal lots Cast |
| Reg is tered Voters Who Voted | 18,145 | 70.59% | Reg is tered Voters |

Candidate Elected: Linda Reid (LIB)

*1 Voting Areas 17S and 65S com bined



| | Barry Edward Chilton CP | Kevan Hudson GP | Gordon Mathias BCM | Billie Mortimer NDP | Vincent Paul UPBC | Edith Petersen PF | Geoff Plant LIB | Sue Wade RP | Allan Warnke IND | Total Valid Votes | Rejected Ballots | No. of Registered Voters |
|--|-------------------------------|-----------------------|--------------------------|---------------------------|-------------------------|-------------------------|-----------------------|-------------------|------------------------|-------------------------|---------------------|--------------------------------|
| Advance Voting | | | | | | | | | | | | |
| Richmond Baptist Church | 2 | 38 | 5 | 40 | 7 | 1 | 405 | 1 | 6 | 505 | 1 | |
| Richmond Chinese Alliance Church | 2 | 49 | 11 | 71 | 16 | 0 | 552 | 3 | 10 | 714 | 2 | |
| General Voting | | | | | | | | | | | | |
| Voting Area | | | | | | | | | | | | |
| 1 | 1 | 26 | 4 | 31 | 2 | 0 | 115 | 1 | 3 | 183 | 0 | 270 |
| 2 | 3 | 25 | 7 | 21 | 2 | 1 | 144 | 0 | 6 | 209 | 1 | 309 |
| 3 | 1 | 26 | 11 | 33 | 0 | 0 | 107 | 4 | 3 | 185 | 0 | 229 |
| 4 | 4 | 32 | 9 | 48 | 5 | 0 | 121 | 2 | 5 | 226 | 2 | 314 |
| 5 | 1 | 12 | 3 | 28 | 3 | 2 | 130 | 0 | 3 | 182 | 0 | 254 |
| 6 | 2 | 17 | 1 | 16 | 1 | 0 | 56 | 2 | 0 | 95 | 0 | 180 |
| 7 | 3 | 16 | 1 | 36 | 10 | 0 | 122 | 7 | 2 | 197 | 0 | 305 |
| 8 | 1 | 25 | 2 | 15 | 2 | 0 | 127 | 0 | 0 | 172 | 0 | 308 |
| 9 | 0 | 24 | 3 | 26 | 4 | 1 | 137 | 1 | 5 | 201 | 1 | 287 |
| 10 | 2 | 12 | 2 | 13 | 6 | 0 | 136 | 0 | 1 | 172 | 0 | 235 |
| 11 | 1 | 15 | 6 | 11 | 0 | 0 | 57 | 0 | 1 | 91 | 0 | 186 |
| 12 | 1 | 23 | 5 | 16 | 9 | 1 | 213 | 5 | 4 | 277 | 0 | 394 |
| 13 | 1 | 12 | 0 | 15 | 8 | 0 | 68 | 0 | 0 | 104 | 1 | 180 |
| 14 | 0 | 9 | 4 | 20 | 1 | 0 | 68 | 1 | 1 | 104 | 1 | 183 |
| 15 | 2 | 22 | 6 | 29 | 0 | 0 | 130 | 3 | 4 | 196 | 1 | 267 |
| 16 | 2 | 19 | 1 | 24 | 4 | 0 | 159 | 1 | 0 | 210 | 1 | 324 |
| 17 | 0 | 26 | 6 | 21 | 2 | 0 | 104 | 2 | 1 | 162 | 0 | 275 |
| 18 | 0 | 8 | 3 | 14 | 3 | 0 | 105 | 2 | 4 | 139 | 0 | 202 |
| 19 | 0 | 16 | 5 | 9 | 2 | 0 | 103 | 0 | 0 | 135 | 0 | 207 |
| 20 | 0 | 15 | 1 | 22 | 3 | 0 | 125 | 0 | 0 | 166 | 1 | 302 |
| 21 | 2 | 14 | 4 | 32 | 2 | 1 | 45 | 2 | 1 | 103 | 1 | 158 |
| 22 | 0 | 20 | 8 | 21 | 2 | 0 | 52 | 0 | 2 | 105 | 0 | 194 |
| 23 | 0 | 7 | 13 | 16 | 8 | 0 | 169 | 0 | 5 | 218 | 1 | 336 |
| 24S * 1 | 5 | 5 | 0 | 9 | 1 | 2 | 28 | 0 | 1 | 51 | 2 | 56 |
| 25 | 0 | 27 | 1 | 20 | 5 | 0 | 159 | 1 | 4 | 217 | 2 | 335 |
| 26 | 0 | 6 | 2 | 4 | 0 | 1 | 33 | 0 | 0 | 46 | 0 | 74 |
| 27 | 2 | 17 | 8 | 9 | 6 | 0 | 187 | 3 | 2 | 234 | 0 | 346 |
| 28 | 1 | 15 | 5 | 7 | 2 | 0 | 80 | 1 | 2 | 113 | 0 | 170 |
| 29 | 5 | 17 | 8 | 25 | 4 | 0 | 200 | 0 | 1 | 260 | 0 | 366 |
| 30 | 0 | 11 | 2 | 14 | 1 | 1 | 107 | 2 | 2 | 140 | 0 | 238 |
| 31 | 0 | 10 | 1 | 11 | 2 | 0 | 106 | 0 | 0 | 130 | 0 | 190 |
| 32 | 2 | 24 | 6 | 16 | 4 | 0 | 104 | 0 | 1 | 157 | 2 | 297 |
| 33 | 0 | 12 | 3 | 29 | 3 | 0 | 179 | 1 | 1 | 228 | 1 | 362 |
| 34 | 0 | 10 | 5 | 15 | 6 | 0 | 116 | 0 | 3 | 155 | 1 | 242 |
| 35 | 2 | 14 | 1 | 18 | 3 | 0 | 131 | 0 | 2 | 192 | 0 | 276 |
| 36 | 7 | 16 | 5 | 20 | 6 | 0 | 121 | 2 | 6 | 183 | 2 | 278 |
| 37 | 4 | 20 | 8 | 23 | 2 | 0 | 137 | 1 | 6 | 201 | 3 | 287 |
| 38 | 2 | 14 | 1 | 16 | 0 | 1 | 169 | 0 | 2 | 205 | 0 | 307 |
| 39 | 0 | 12 | 2 | 17 | 0 | 0 | 114 | 1 | 4 | 150 | 1 | 215 |
| 40 | 1 | 16 | 4 | 21 | 5 | 0 | 149 | 2 | 1 | 199 | 1 | 295 |
| 41 | 1 | 15 | 1 | 21 | 3 | 1 | 155 | 0 | 3 | 200 | 1 | 284 |
| 42 | 1 | 23 | 4 | 25 | 0 | 0 | 136 | 0 | 3 | 192 | 2 | 304 |
| 43 | 4 | 16 | 2 | 25 | 8 | 0 | 135 | 0 | 2 | 192 | 0 | 294 |
| 44 | 2 | 11 | 6 | 34 | 6 | 0 | 135 | 0 | 2 | 196 | 3 | 335 |
| 45 | 2 | 21 | 4 | 20 | 3 | 0 | 167 | 0 | 3 | 220 | 0 | 328 |
| 46 | 1 | 9 | 6 | 26 | 2 | 0 | 181 | 0 | 0 | 225 | 0 | 361 |
| 47 | 0 | 14 | 2 | 13 | 11 | 0 | 165 | 2 | 4 | 211 | 0 | 312 |
| 48 | 2 | 15 | 3 | 12 | 1 | 0 | 178 | 2 | 4 | 217 | 0 | 346 |
| 49 | 0 | 9 | 2 | 26 | 3 | 1 | 204 | 0 | 3 | 248 | 0 | 344 |
| 50 | 1 | 18 | 7 | 20 | 7 | 1 | 215 | 0 | 5 | 274 | 0 | 392 |
| 51 | 0 | 17 | 8 | 18 | 4 | 0 | 141 | 1 | 2 | 191 | 0 | 278 |
| 52 | 3 | 19 | 7 | 9 | 7 | 0 | 109 | 1 | 2 | 157 | 2 | 227 |
| 53 | 0 | 12 | 2 | 17 | 4 | 0 | 118 | 2 | 4 | 159 | 1 | 242 |
| 54 | 1 | 5 | 2 | 21 | 4 | 0 | 134 | 2 | 1 | 170 | 1 | 269 |
| 55 | 1 | 9 | 1 | 13 | 2 | 0 | 176 | 0 | 1 | 203 | 0 | 282 |
| 56 | 2 | 20 | 3 | 13 | 1 | 0 | 187 | 0 | 2 | 228 | 1 | 323 |
| 57 | 2 | 16 | 4 | 31 | 3 | 0 | 168 | 4 | 5 | 233 | 3 | 342 |
| 58 | 1 | 16 | 0 | 20 | 3 | 0 | 118 | 0 | 1 | 159 | 1 | 270 |
| 59 | 2 | 29 | 5 | 27 | 3 | 0 | 151 | 3 | 3 | 223 | 2 | 304 |
| 60 | 5 | 21 | 12 | 37 | 0 | 0 | 88 | 2 | 5 | 170 | 0 | 259 |
| 61 | 2 | 23 | 3 | 27 | 12 | 0 | 132 | 1 | 2 | 202 | 0 | 297 |

Richmond-Steveston Electoral District
Voting Results

Statement of Votes
Elections British Columbia

| Voting Area (continued) | Barry Edward Chilton CP | Kevin Hudson GP | Gordon Mathias BCM | Billie Mortimer NDP | Vincent Paul UPBC | Edith Petersen PF | Geoff Plant LIB | Sue Wade RP | Allan Warnke IND | Total Valid Votes | Rejected Ballots | No. of Registered Voters |
|-----------------------------|-------------------------------|-----------------------|--------------------------|---------------------------|-------------------------|-------------------------|-----------------------|-------------------|------------------------|-------------------------|---------------------|--------------------------------|
| 62 | 2 | 22 | 8 | 10 | 2 | 0 | 78 | 1 | 2 | 125 | 3 | 189 |
| 63 | 1 | 28 | 3 | 39 | 2 | 0 | 92 | 4 | 3 | 172 | 0 | 236 |
| 64 | 0 | 37 | 18 | 36 | 10 | 0 | 96 | 1 | 5 | 203 | 1 | 284 |
| 65 | 2 | 43 | 11 | 22 | 1 | 1 | 96 | 1 | 5 | 182 | 1 | 273 |
| 66 | 4 | 19 | 5 | 26 | 5 | 0 | 80 | 0 | 2 | 141 | 0 | 225 |
| 67 | 3 | 53 | 10 | 28 | 5 | 0 | 142 | 0 | 10 | 251 | 0 | 339 |
| 68 | 0 | 18 | 0 | 11 | 1 | 0 | 71 | 0 | 2 | 103 | 0 | 162 |
| 69 | 2 | 38 | 5 | 50 | 4 | 0 | 180 | 5 | 5 | 289 | 3 | 404 |
| 70 | 0 | 26 | 13 | 26 | 2 | 0 | 133 | 0 | 4 | 204 | 3 | 288 |
| 71 | 2 | 25 | 3 | 25 | 3 | 0 | 100 | 0 | 5 | 163 | 1 | 247 |
| 72 | 0 | 35 | 8 | 44 | 1 | 0 | 195 | 0 | 1 | 284 | 2 | 411 |
| 73 | 2 | 32 | 3 | 39 | 6 | 0 | 81 | 2 | 3 | 168 | 0 | 233 |
| 74 | 1 | 18 | 4 | 25 | 5 | 0 | 73 | 1 | 2 | 129 | 1 | 225 |
| 75 | 3 | 18 | 2 | 28 | 2 | 0 | 110 | 2 | 5 | 170 | 2 | 258 |
| 76 | 0 | 17 | 0 | 10 | 1 | 1 | 52 | 2 | 1 | 84 | 3 | 128 |
| 77 | 1 | 21 | 4 | 43 | 2 | 0 | 151 | 0 | 2 | 224 | 5 | 314 |
| 78 | 1 | 18 | 2 | 23 | 3 | 0 | 83 | 0 | 7 | 137 | 2 | 228 |
| 79 | 2 | 29 | 10 | 35 | 1 | 0 | 156 | 0 | 18 | 251 | 7 | 362 |
| 80 | 0 | 18 | 12 | 36 | 4 | 0 | 63 | 0 | 1 | 134 | 0 | 230 |
| 81 | 0 | 29 | 11 | 35 | 7 | 1 | 126 | 1 | 8 | 218 | 1 | 307 |
| 82 | 1 | 56 | 22 | 45 | 2 | 0 | 94 | 1 | 7 | 228 | 1 | 327 |
| 83S *1 | - | - | - | - | - | - | - | - | - | - | - | 55 |
| 84 | 3 | 17 | 3 | 11 | 1 | 0 | 110 | 0 | 2 | 147 | 0 | 221 |
| 85 | 4 | 37 | 0 | 24 | 0 | 0 | 100 | 2 | 2 | 169 | 2 | 255 |
| 86 | 0 | 17 | 7 | 24 | 3 | 0 | 113 | 3 | 3 | 170 | 0 | 282 |
| 87 | 1 | 25 | 6 | 26 | 7 | 0 | 90 | 4 | 2 | 161 | 0 | 217 |
| 88 | 1 | 24 | 9 | 35 | 5 | 0 | 195 | 1 | 5 | 275 | 0 | 406 |
| 89 | 0 | 11 | 2 | 18 | 2 | 0 | 138 | 2 | 2 | 175 | 0 | 242 |
| 90 | 1 | 10 | 6 | 21 | 2 | 0 | 145 | 1 | 5 | 191 | 0 | 294 |
| 91 | 0 | 4 | 3 | 17 | 1 | 0 | 161 | 0 | 2 | 188 | 0 | 262 |
| 92 | 1 | 25 | 6 | 16 | 4 | 0 | 121 | 5 | 6 | 184 | 1 | 293 |
| 93 | 4 | 23 | 13 | 27 | 1 | 0 | 135 | 2 | 4 | 209 | 1 | 317 |
| 94 | 1 | 24 | 4 | 24 | 1 | 0 | 125 | 1 | 3 | 183 | 0 | 256 |
| 95 | 1 | 18 | 0 | 17 | 0 | 0 | 92 | 5 | 3 | 136 | 2 | 208 |
| 96 | 0 | 23 | 1 | 16 | 3 | 0 | 152 | 5 | 2 | 202 | 0 | 270 |
| 97 | 1 | 23 | 6 | 23 | 2 | 0 | 173 | 1 | 7 | 236 | 2 | 367 |
| 98 | 0 | 9 | 6 | 19 | 8 | 0 | 165 | 2 | 1 | 210 | 0 | 321 |
| 99 | 0 | 29 | 4 | 22 | 1 | 0 | 159 | 1 | 2 | 218 | 0 | 310 |
| 100 | 2 | 14 | 4 | 35 | 3 | 1 | 146 | 2 | 5 | 212 | 2 | 290 |
| 101 | 1 | 18 | 8 | 17 | 10 | 0 | 150 | 1 | 3 | 208 | 0 | 320 |
| 102 | 3 | 28 | 7 | 32 | 5 | 1 | 113 | 0 | 6 | 195 | 1 | 305 |
| 103 | 0 | 6 | 9 | 12 | 0 | 0 | 43 | 2 | 3 | 75 | 0 | 134 |
| 104 | 2 | 87 | 14 | 50 | 9 | 0 | 305 | 3 | 5 | 475 | 2 | 681 |
| 105 | 0 | 18 | 3 | 17 | 2 | 0 | 66 | 0 | 0 | 106 | 1 | 168 |
| SubTotals | 148 | 2,182 | 542 | 2,496 | 378 | 20 | 14,112 | 135 | 354 | 20,367 | 96 | 28,770 |
| S. 98 Mobiles | 5 | 9 | 1 | 18 | 0 | 1 | 57 | 4 | 0 | 95 | 3 | |
| S. 99 Absentee - in ED | 2 | 21 | 13 | 18 | 2 | 0 | 91 | 2 | 0 | 149 | 1 | |
| S. 100 Absentee - out of ED | 2 | 22 | 3 | 15 | 1 | 0 | 72 | 1 | 0 | 116 | 20 | |
| S. 101 Absentee - Advance | 0 | 7 | 1 | 2 | 0 | 0 | 26 | 0 | 1 | 37 | 2 | |
| S. 104 Voting in DEO office | 3 | 15 | 1 | 11 | 0 | 0 | 143 | 3 | 3 | 179 | 2 | |
| S. 106 Voting by mail | 0 | 1 | 0 | 4 | 0 | 0 | 7 | 0 | 0 | 12 | 1 | |
| Grand Totals | 160 | 2,257 | 561 | 2,564 | 381 | 21 | 14,508 | 145 | 358 | 20,955 | 125 | 28,770 |
| % of Valid Votes | 0.76% | 10.77% | 2.68% | 12.24% | 1.82% | 0.10% | 69.23% | 0.69% | 1.71% | | | |

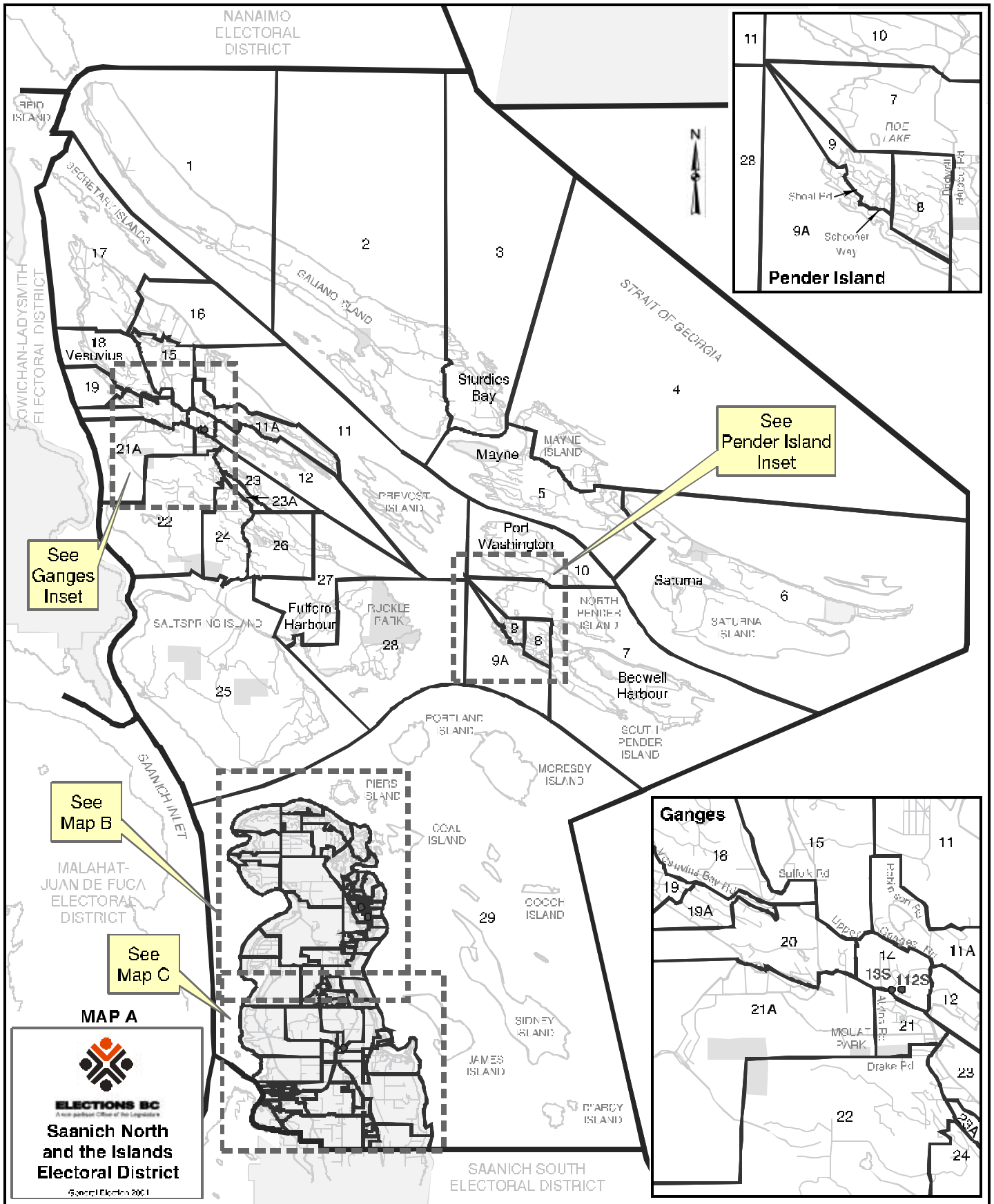
(continued on next page)

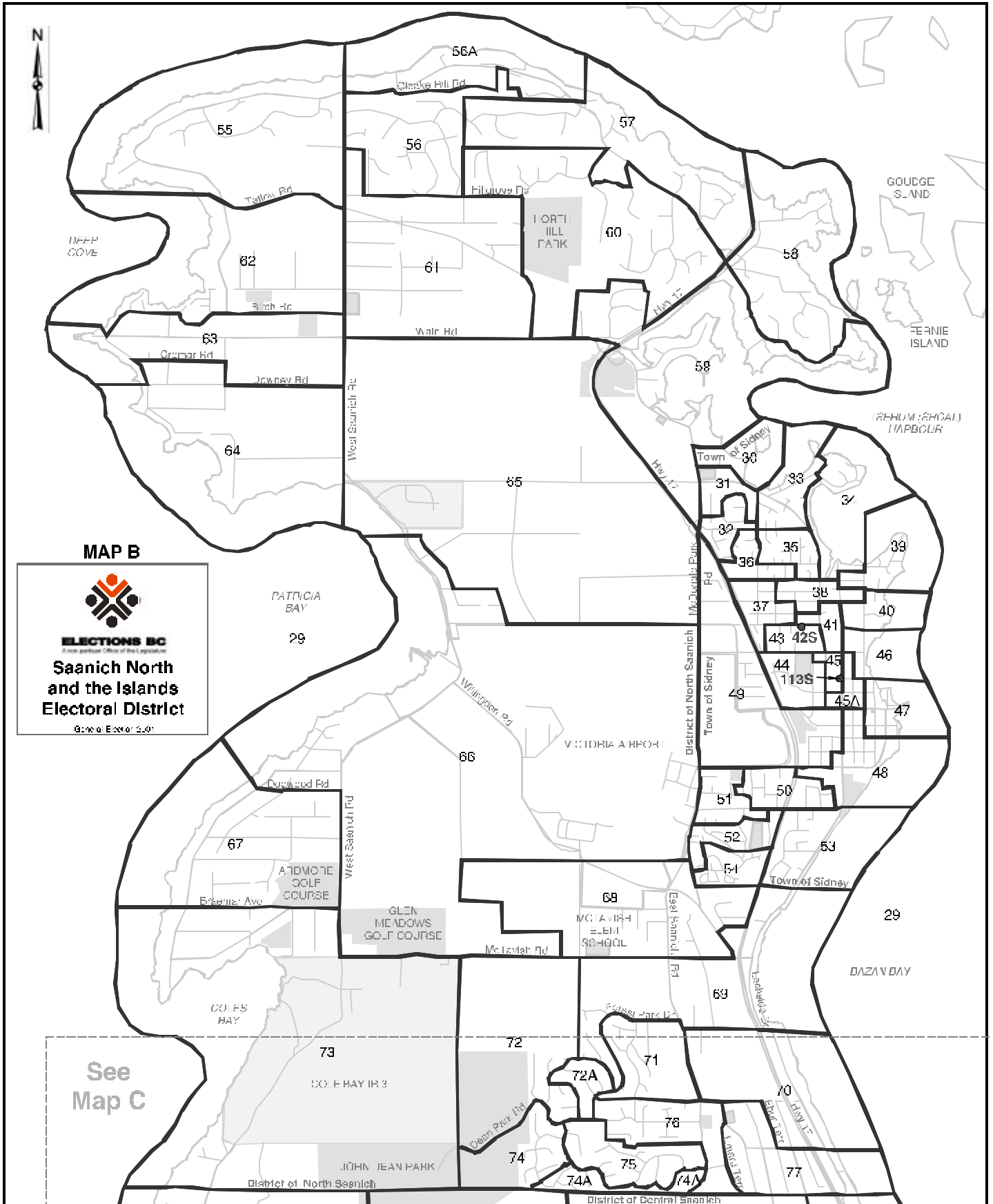
Summary:

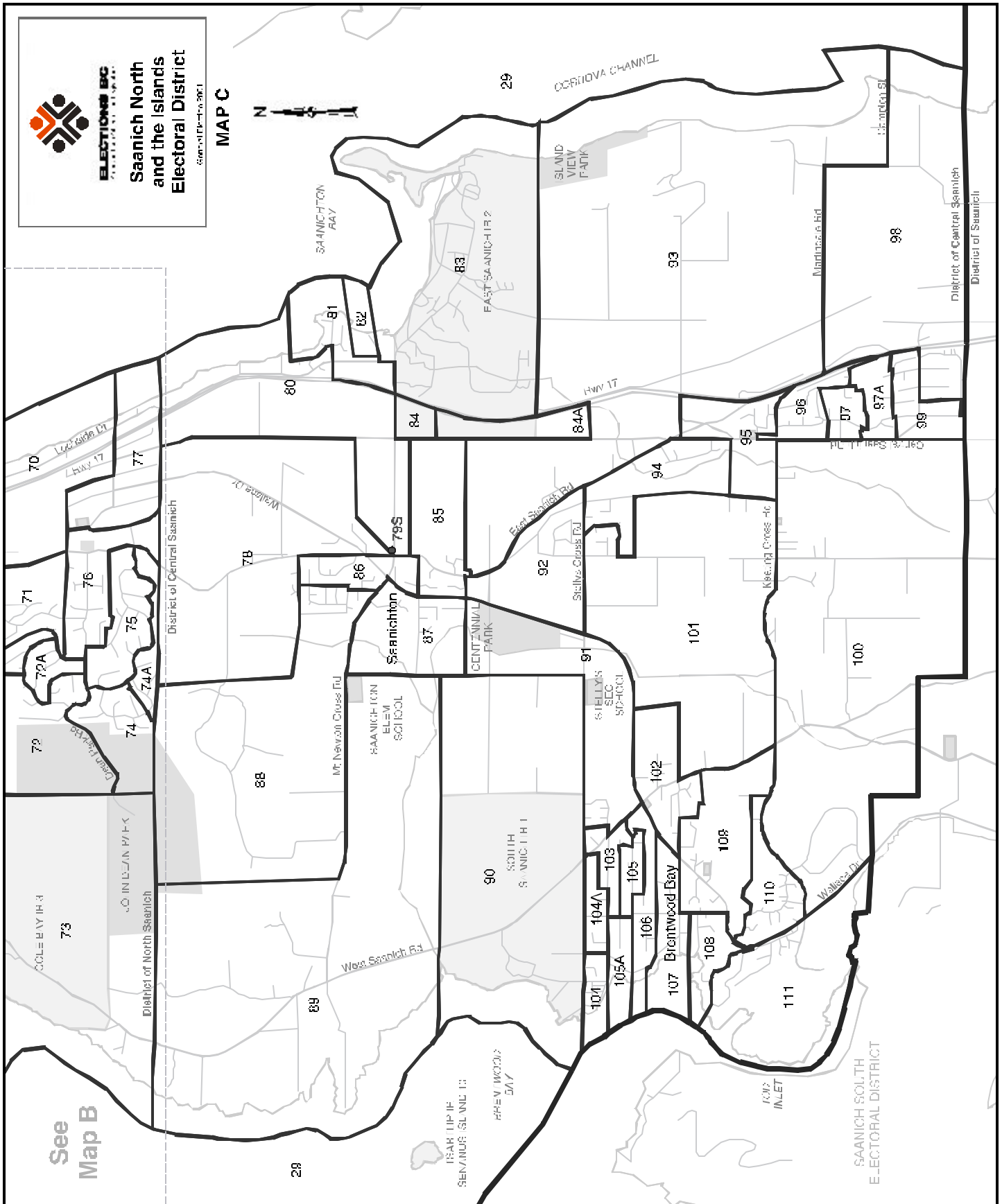
| | | | |
|---------------------------------|---------------|--------|----------------------|
| Valid Votes - General & Advance | 20,367 | 97.19% | Total Valid Votes |
| S. 98 Mables | 95 | 0.45% | Total Valid Votes |
| S. 99 Absentee - in ED | 149 | 0.72% | Total Valid Votes |
| S. 100 Absentee - out of ED | 116 | 0.55% | Total Valid Votes |
| S. 101 Absentee - Advance | 37 | 0.18% | Total Valid Votes |
| S. 104 Voting in DEO of fice | 179 | 0.85% | Total Valid Votes |
| S. 106 Voting by mail | 12 | 0.06% | Total Valid Votes |
| Total Valid Votes | 20,955 | | |
| Rejected Ballots | 125 | 0.60% | Ballots Cast |
| Registered Voters Who Voted | 21,080 | 73.27% | of Registered Voters |

Candidate Elected: Geoff Plant (LIB)

*1 Voting Areas 24S and 83S combined







| | Murray Robert Coell LIB | Balthar Johannes Jensen IND | Andrew Lewis GP | Christina Racki BCM | Paul Sam NDP | Total Valid Votes | Rejected Ballots | No. of Registered Voters |
|-------------------------------------|-------------------------------|-----------------------------------|-----------------------|---------------------------|--------------------|-------------------------|---------------------|--------------------------------|
| Advance Voting | | | | | | | | |
| Brent wood Bay | 419 | 6 | 114 | 6 | 106 | 651 | 2 | |
| Salt Spring Is land | 324 | 2 | 178 | 7 | 113 | 624 | 1 | |
| Sidney | 823 | 10 | 198 | 14 | 155 | 1,200 | 5 | |
| General Voting | | | | | | | | |
| Voting Area | | | | | | | | |
| 1 Galiano Is land N | 36 | 1 | 31 | 7 | 17 | 92 | 0 | 169 |
| 2 Galiano Is land Central | 74 | 4 | 94 | 18 | 52 | 242 | 1 | 310 |
| 3 Galiano Is land S | 119 | 2 | 51 | 6 | 41 | 219 | 0 | 352 |
| 4 Mayne Is land N | 108 | 0 | 67 | 13 | 33 | 221 | 1 | 329 |
| 5 Mayne Is land S | 120 | 3 | 96 | 7 | 49 | 275 | 0 | 390 |
| 6 Saturna Is land | 82 | 1 | 56 | 4 | 47 | 190 | 0 | 264 |
| 7 Pender Is land S | 135 | 2 | 98 | 7 | 46 | 288 | 0 | 389 |
| 8 Pender Is land Central | 108 | 1 | 94 | 4 | 51 | 258 | 1 | 415 |
| 9 Pender Is land Central | 49 | 2 | 42 | 2 | 18 | 113 | 0 | 174 |
| 9A Pender Is land Central | 77 | 2 | 63 | 2 | 23 | 167 | 1 | 230 |
| 10 Pender Is land N | 94 | 1 | 88 | 12 | 35 | 225 | 0 | 337 |
| 11 Salt Spring Is land | 44 | 0 | 90 | 6 | 20 | 160 | 0 | 247 |
| 11A Salt Spring Is land | 69 | 4 | 70 | 4 | 24 | 171 | 1 | 294 |
| 12 Salt Spring Is land | 106 | 0 | 95 | 8 | 24 | 233 | 1 | 357 |
| 13S Salt Spring Is land | 13 | 1 | 6 | 0 | 6 | 26 | 1 | 45 |
| 14 Salt Spring Is land | 93 | 2 | 66 | 4 | 41 | 206 | 1 | 372 |
| 15 Salt Spring Is land | 102 | 0 | 90 | 6 | 42 | 240 | 0 | 350 |
| 16 Salt Spring Is land | 102 | 2 | 80 | 7 | 53 | 244 | 0 | 351 |
| 17 Salt Spring Is land | 116 | 0 | 106 | 3 | 35 | 260 | 0 | 364 |
| 18 Salt Spring Is land | 141 | 0 | 77 | 6 | 35 | 259 | 1 | 377 |
| 19 Salt Spring Is land | 48 | 0 | 43 | 1 | 18 | 110 | 0 | 165 |
| 19A Salt Spring Is land | 65 | 1 | 56 | 5 | 31 | 158 | 0 | 244 |
| 20 Salt Spring Is land | 104 | 3 | 87 | 6 | 35 | 235 | 0 | 330 |
| 21 Salt Spring Is land | 54 | 0 | 52 | 1 | 34 | 141 | 0 | 244 |
| 21A Salt Spring Is land | 78 | 1 | 61 | 3 | 17 | 160 | 2 | 235 |
| 22 Salt Spring Is land | 80 | 0 | 88 | 4 | 27 | 194 | 1 | 312 |
| 23 Salt Spring Is land | 45 | 1 | 47 | 3 | 15 | 111 | 1 | 190 |
| 23A Salt Spring Is land | 43 | 0 | 31 | 0 | 13 | 87 | 1 | 145 |
| 24 Salt Spring Is land | 76 | 0 | 98 | 5 | 32 | 206 | 0 | 369 |
| 25 Salt Spring Is land | 75 | 2 | 138 | 7 | 27 | 249 | 0 | 396 |
| 26 Salt Spring Is land | 82 | 2 | 87 | 4 | 23 | 198 | 0 | 354 |
| 27 Salt Spring Is land | 42 | 1 | 106 | 4 | 27 | 180 | 1 | 287 |
| 28 Salt Spring Is land | 60 | 1 | 151 | 7 | 44 | 263 | 0 | 388 |
| 29 Piers/Gulf Is lands | 18 | 0 | 7 | 0 | 7 | 32 | 0 | 64 |
| 30 | 134 | 4 | 39 | 1 | 29 | 207 | 0 | 337 |
| 31 | 102 | 3 | 50 | 3 | 44 | 202 | 0 | 278 |
| 32 | 106 | 1 | 57 | 4 | 25 | 193 | 0 | 282 |
| 33 | 118 | 1 | 33 | 10 | 32 | 194 | 2 | 358 |
| 34 | 119 | 1 | 41 | 0 | 21 | 182 | 3 | 318 |
| 35 | 122 | 2 | 54 | 3 | 34 | 215 | 2 | 318 |
| 36 | 116 | 3 | 32 | 2 | 37 | 190 | 0 | 299 |
| 37 | 116 | 2 | 82 | 5 | 45 | 250 | 1 | 383 |
| 38 | 83 | 4 | 61 | 4 | 21 | 173 | 0 | 309 |
| 39 | 82 | 0 | 49 | 7 | 23 | 161 | 0 | 245 |
| 40 | 115 | 0 | 48 | 6 | 34 | 203 | 1 | 319 |
| 41 | 101 | 3 | 47 | 3 | 46 | 200 | 1 | 308 |
| 42S | 15 | 3 | 17 | 1 | 4 | 40 | 0 | 68 |
| 43 | 112 | 1 | 39 | 5 | 33 | 190 | 0 | 375 |
| 44 | 137 | 2 | 46 | 10 | 66 | 261 | 0 | 369 |
| 45 | 85 | 2 | 32 | 2 | 27 | 148 | 0 | 228 |
| 45A | 50 | 0 | 19 | 3 | 17 | 89 | 1 | 154 |
| 46 | 93 | 1 | 38 | 2 | 33 | 167 | 0 | 279 |
| 47 | 161 | 5 | 43 | 1 | 38 | 248 | 4 | 381 |
| 48 | 146 | 2 | 60 | 4 | 25 | 237 | 1 | 360 |
| 49 | 99 | 4 | 57 | 1 | 29 | 190 | 0 | 310 |
| 50 | 112 | 0 | 55 | 6 | 50 | 223 | 0 | 334 |
| 51 | 139 | 1 | 45 | 9 | 46 | 240 | 3 | 353 |
| 52 | 121 | 1 | 54 | 6 | 50 | 232 | 1 | 328 |
| 53 | 145 | 1 | 47 | 0 | 53 | 246 | 1 | 337 |
| 54 | 129 | 4 | 32 | 0 | 45 | 210 | 0 | 276 |

| Voting Area (continued) | Murray Robert Coell LIB | Balther Johannes Jensen IND | Andrew Lewis GP | Christina Racki BCM | Paul Sam NDP | Total Valid Votes | Rejected Ballots | No. of Registered Voters |
|-------------------------|-------------------------------|-----------------------------------|-----------------------|---------------------------|--------------------|-------------------------|---------------------|--------------------------------|
| 55 | 153 | 3 | 53 | 0 | 32 | 241 | 0 | 321 |
| 56 | 139 | 1 | 22 | 0 | 18 | 180 | 0 | 247 |
| 56A | 74 | 0 | 25 | 0 | 15 | 114 | 0 | 160 |
| 57 | 159 | 2 | 63 | 0 | 28 | 252 | 0 | 356 |
| 58 | 110 | 0 | 49 | 0 | 22 | 181 | 0 | 285 |
| 59 | 136 | 0 | 44 | 1 | 35 | 216 | 0 | 382 |
| 60 | 110 | 3 | 42 | 1 | 40 | 196 | 0 | 316 |
| 61 | 153 | 2 | 85 | 4 | 47 | 291 | 0 | 381 |
| 62 | 146 | 2 | 59 | 3 | 43 | 253 | 3 | 370 |
| 63 | 143 | 0 | 68 | 0 | 40 | 251 | 1 | 335 |
| 64 | 105 | 1 | 76 | 2 | 19 | 203 | 3 | 315 |
| 65 | 128 | 1 | 42 | 2 | 47 | 220 | 0 | 319 |
| 66 | 150 | 1 | 45 | 4 | 30 | 230 | 0 | 314 |
| 67 | 191 | 2 | 52 | 4 | 22 | 271 | 0 | 390 |
| 68 | 134 | 2 | 46 | 10 | 24 | 216 | 0 | 305 |
| 69 | 139 | 1 | 46 | 5 | 25 | 216 | 0 | 304 |
| 70 | 66 | 4 | 37 | 1 | 25 | 133 | 0 | 184 |
| 71 | 140 | 0 | 27 | 0 | 31 | 198 | 2 | 266 |
| 72 | 116 | 2 | 26 | 0 | 22 | 166 | 0 | 240 |
| 72A | 76 | 0 | 27 | 0 | 11 | 114 | 0 | 159 |
| 73 | 140 | 0 | 64 | 4 | 92 | 300 | 0 | 409 |
| 74 | 124 | 3 | 19 | 2 | 19 | 167 | 0 | 242 |
| 74A | 90 | 3 | 19 | 2 | 10 | 124 | 0 | 181 |
| 75 | 192 | 1 | 54 | 3 | 34 | 284 | 0 | 382 |
| 76 | 156 | 5 | 43 | 4 | 37 | 245 | 1 | 327 |
| 77 | 141 | 5 | 44 | 2 | 42 | 234 | 0 | 345 |
| 78 | 121 | 1 | 68 | 3 | 51 | 244 | 1 | 357 |
| 79S | 28 | 4 | 2 | 2 | 9 | 45 | 0 | 76 |
| 80 | 108 | 4 | 30 | 2 | 29 | 173 | 0 | 269 |
| 81 | 108 | 5 | 26 | 2 | 31 | 172 | 0 | 300 |
| 82 | 140 | 2 | 35 | 0 | 40 | 217 | 0 | 299 |
| 83 | 111 | 1 | 35 | 4 | 151 | 302 | 0 | 464 |
| 84 | 62 | 4 | 20 | 1 | 41 | 128 | 0 | 181 |
| 84A | 103 | 2 | 30 | 1 | 55 | 191 | 0 | 287 |
| 85 | 108 | 6 | 57 | 2 | 65 | 238 | 0 | 338 |
| 86 | 196 | 2 | 44 | 3 | 51 | 296 | 1 | 441 |
| 87 | 146 | 2 | 52 | 12 | 41 | 253 | 0 | 333 |
| 88 | 130 | 2 | 52 | 3 | 49 | 236 | 0 | 345 |
| 89 | 150 | 1 | 69 | 3 | 24 | 247 | 0 | 336 |
| 90 | 27 | 1 | 26 | 1 | 136 | 191 | 1 | 292 |
| 91 | 150 | 1 | 59 | 5 | 47 | 262 | 0 | 399 |
| 92 | 117 | 5 | 44 | 1 | 38 | 205 | 0 | 311 |
| 93 | 143 | 2 | 53 | 1 | 46 | 245 | 0 | 357 |
| 94 | 131 | 1 | 47 | 3 | 54 | 236 | 0 | 362 |
| 95 | 97 | 2 | 39 | 5 | 34 | 177 | 1 | 276 |
| 96 | 144 | 3 | 41 | 4 | 60 | 252 | 1 | 357 |
| 97 | 91 | 0 | 25 | 0 | 23 | 139 | 0 | 203 |
| 97A | 89 | 2 | 27 | 2 | 27 | 147 | 0 | 200 |
| 98 | 176 | 1 | 37 | 4 | 53 | 271 | 0 | 411 |
| 99 | 157 | 5 | 53 | 8 | 42 | 265 | 1 | 371 |
| 100 | 188 | 7 | 38 | 3 | 34 | 290 | 0 | 430 |
| 101 | 128 | 4 | 47 | 3 | 48 | 230 | 0 | 340 |
| 102 | 138 | 3 | 42 | 3 | 44 | 230 | 0 | 335 |
| 103 | 120 | 2 | 50 | 5 | 46 | 223 | 2 | 348 |
| 104 | 55 | 0 | 29 | 4 | 26 | 114 | 0 | 169 |
| 104A | 62 | 0 | 55 | 4 | 24 | 145 | 1 | 217 |
| 105 | 62 | 2 | 41 | 2 | 22 | 129 | 1 | 187 |
| 105A | 73 | 0 | 25 | 1 | 19 | 118 | 0 | 185 |
| 106 | 139 | 2 | 33 | 4 | 59 | 237 | 1 | 367 |
| 107 | 123 | 10 | 38 | 7 | 53 | 251 | 0 | 376 |
| 108 | 159 | 4 | 48 | 1 | 35 | 247 | 0 | 363 |
| 109 | 131 | 2 | 52 | 6 | 41 | 232 | 0 | 321 |

| Voting Area (continued) | Murray Robert Coell LIB | Balthar Johannes Jensen IND | Andrew Lewis GP | Christina Racki BCM | Paul Sam NDP | Total Valid Votes | Rejected Ballots | No. of Registered Voters |
|------------------------------|-------------------------------|-----------------------------------|-----------------------|---------------------------|--------------------|-------------------------|---------------------|--------------------------------|
| 110 | 139 | 1 | 35 | 1 | 34 | 210 | 1 | 322 |
| 111 | 115 | 0 | 50 | 2 | 42 | 209 | 0 | 306 |
| 112S Salt Spring Island *1 | - | - | - | - | - | - | - | 21 |
| 113S *1. | 19 | 1 | 8 | 0 | 7 | 35 | 0 | 48 |
| SubTotals | 14,977 | 250 | 6,943 | 473 | 4,864 | 27,507 | 66 | 37,480 |
| S. 98 Mobiles | 7 | 0 | 5 | 1 | 4 | 17 | 1 | |
| S. 99 Absentee - in ED | 84 | 2 | 109 | 8 | 26 | 229 | 5 | |
| S. 100 Absentee - out of ED | 80 | 2 | 77 | 4 | 39 | 202 | 5 | |
| S. 101 Absentee - Advance | 27 | 1 | 6 | 0 | 12 | 46 | 1 | |
| S. 104 Voting in DEO of fice | 194 | 2 | 49 | 4 | 50 | 299 | 6 | |
| S. 106 Voting by mail | 37 | 0 | 22 | 1 | 16 | 76 | 2 | |
| Grand Totals | 15,406 | 257 | 7,211 | 491 | 5,011 | 28,376 | 86 | 37,480 |
| % of Valid Votes | 54.29% | 0.91% | 25.41% | 1.73% | 17.66% | | | |

Summary:

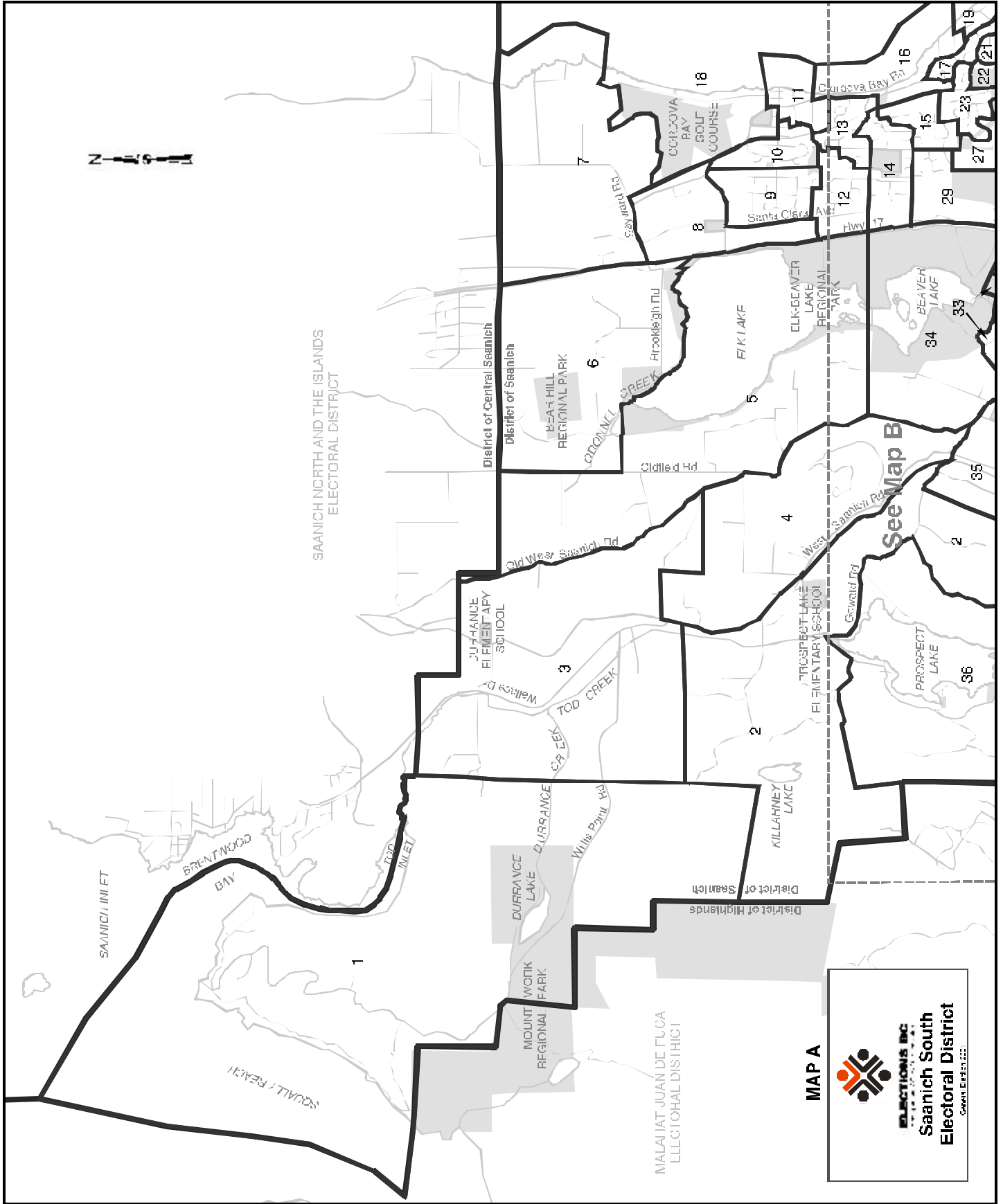
| | | | |
|---------------------------------|--------|--------|-------------------|
| Valid Votes - General & Advance | 27,507 | 96.94% | Total Valid Votes |
| S. 98 Mobiles | 17 | 0.06% | Total Valid Votes |
| S. 99 Absentee - in ED | 229 | 0.81% | Total Valid Votes |
| S. 100 Absentee - out of ED | 202 | 0.71% | Total Valid Votes |
| S. 101 Absentee - Advance | 46 | 0.16% | Total Valid Votes |
| S. 104 Voting in DEO of fice | 299 | 1.05% | Total Valid Votes |
| S. 106 Voting by mail | 76 | 0.27% | Total Valid Votes |

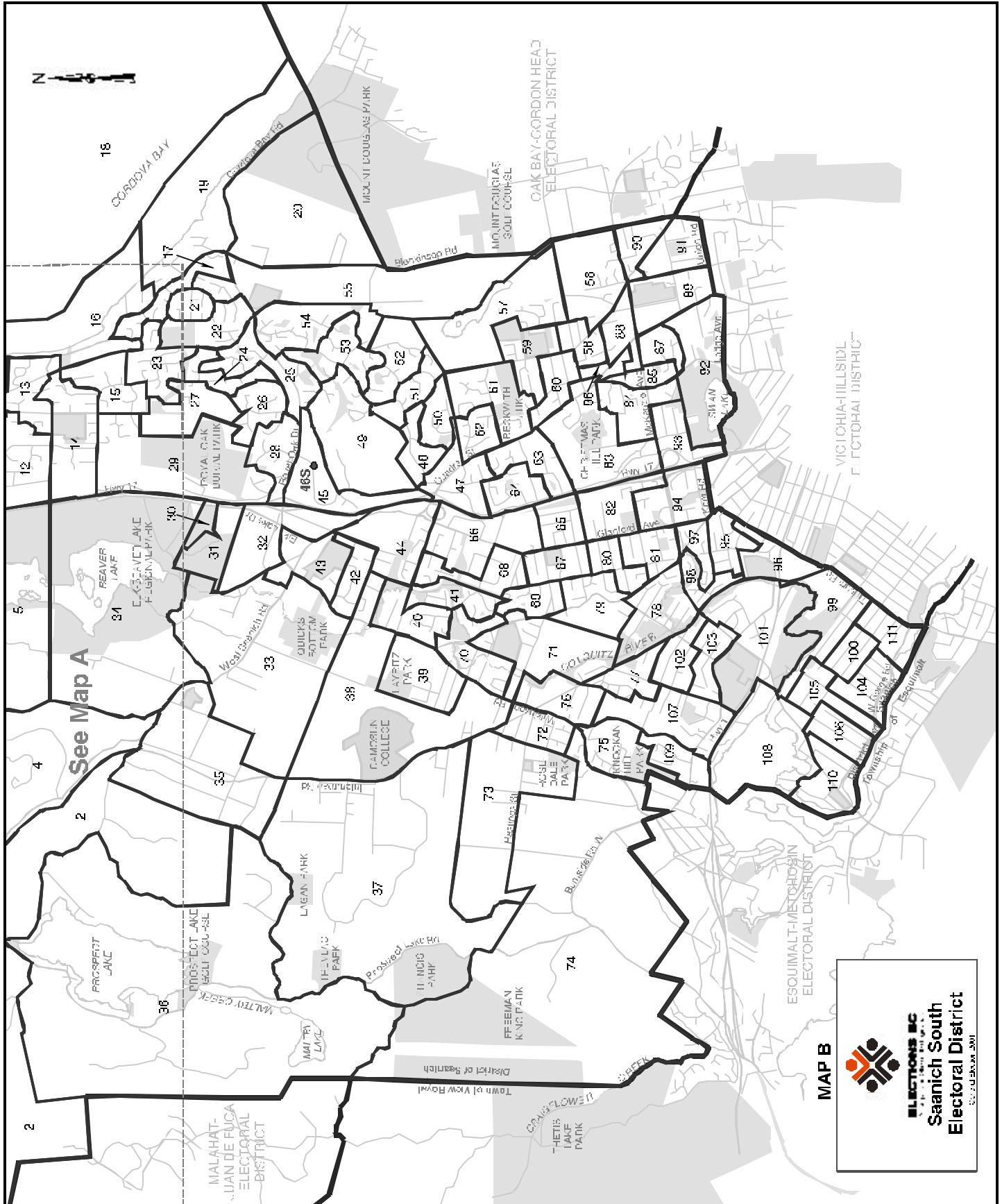
Total Valid Votes 28,376

| | | | |
|-----------------------------|--------|--------|-------------------|
| Rejected Ballots | 86 | 0.30% | Ballots Cast |
| Registered Voters Who Voted | 28,462 | 75.94% | Registered Voters |

Candidate Elected: Murray Robert Coell (LIB)

*1 Voting Areas 112S and 113S combined





| | Susan Brice LIB | David Cubberley NDP | James Robert Lauder IND | Gracie MacDonald GP | Paul Scringer CP | Tamara Tulloch BCM | Total Valid Votes | Rejected Ballots | No. of Registered Voters |
|-------------------------------------|-----------------------|---------------------------|-------------------------------|---------------------------|------------------------|--------------------------|-------------------------|---------------------|--------------------------------|
| Advance Voting | | | | | | | | | |
| District Electoral Office | 902 | 310 | 11 | 165 | 8 | 14 | 1,410 | 2 | |
| General Voting | | | | | | | | | |
| Voting Area | | | | | | | | | |
| 1 | 106 | 53 | 1 | 54 | 2 | 10 | 226 | 0 | 290 |
| 2 | 141 | 55 | 0 | 63 | 6 | 5 | 270 | 1 | 340 |
| 3 | 95 | 52 | 0 | 63 | 5 | 3 | 218 | 0 | 296 |
| 4 | 109 | 38 | 0 | 57 | 6 | 6 | 216 | 0 | 347 |
| 5 | 106 | 47 | 0 | 43 | 2 | 2 | 200 | 0 | 292 |
| 6 | 85 | 42 | 1 | 30 | 2 | 1 | 161 | 0 | 241 |
| 7 | 89 | 34 | 1 | 22 | 2 | 7 | 155 | 0 | 175 |
| 8 | 158 | 74 | 1 | 45 | 4 | 11 | 293 | 1 | 348 |
| 9 | 171 | 65 | 0 | 48 | 4 | 3 | 291 | 0 | 407 |
| 10 | 116 | 47 | 2 | 28 | 3 | 3 | 199 | 0 | 280 |
| 11 | 175 | 43 | 3 | 33 | 0 | 1 | 255 | 0 | 359 |
| 12 | 124 | 72 | 0 | 28 | 2 | 1 | 227 | 0 | 342 |
| 13 | 101 | 54 | 4 | 31 | 3 | 2 | 195 | 0 | 289 |
| 14 | 153 | 44 | 1 | 30 | 4 | 6 | 238 | 1 | 350 |
| 15 | 153 | 38 | 1 | 22 | 4 | 2 | 220 | 0 | 318 |
| 16 | 102 | 61 | 0 | 42 | 6 | 4 | 215 | 0 | 325 |
| 17 | 139 | 54 | 2 | 16 | 0 | 1 | 212 | 0 | 311 |
| 18 | 178 | 48 | 1 | 33 | 1 | 4 | 265 | 0 | 386 |
| 19 | 67 | 35 | 1 | 17 | 1 | 0 | 121 | 0 | 183 |
| 20 | 57 | 46 | 2 | 28 | 0 | 4 | 137 | 0 | 199 |
| 21 | 99 | 27 | 1 | 10 | 3 | 0 | 140 | 0 | 195 |
| 22 | 170 | 31 | 2 | 18 | 2 | 3 | 226 | 1 | 317 |
| 23 | 163 | 42 | 0 | 15 | 1 | 1 | 222 | 0 | 346 |
| 24 | 91 | 23 | 1 | 9 | 0 | 1 | 125 | 0 | 179 |
| 25 | 170 | 39 | 0 | 26 | 5 | 2 | 242 | 1 | 342 |
| 26 | 141 | 12 | 0 | 9 | 2 | 1 | 165 | 0 | 234 |
| 27 | 94 | 21 | 0 | 7 | 2 | 1 | 125 | 0 | 181 |
| 28 | 137 | 44 | 0 | 21 | 3 | 3 | 208 | 0 | 321 |
| 29 | 150 | 46 | 2 | 36 | 3 | 2 | 239 | 0 | 356 |
| 30 | 122 | 40 | 0 | 22 | 0 | 2 | 186 | 0 | 269 |
| 31 | 100 | 30 | 0 | 12 | 2 | 0 | 144 | 1 | 253 |
| 32 | 94 | 48 | 1 | 33 | 2 | 2 | 180 | 2 | 256 |
| 33 | 96 | 46 | 4 | 35 | 2 | 4 | 187 | 0 | 274 |
| 34 | 63 | 42 | 3 | 27 | 6 | 1 | 142 | 0 | 187 |
| 35 | 67 | 23 | 0 | 33 | 6 | 2 | 131 | 0 | 200 |
| 36 | 134 | 74 | 1 | 42 | 2 | 11 | 282 | 0 | 381 |
| 37 | 88 | 67 | 2 | 49 | 3 | 4 | 213 | 2 | 333 |
| 38 | 96 | 62 | 1 | 13 | 2 | 4 | 178 | 0 | 253 |
| 39 | 109 | 55 | 0 | 30 | 2 | 6 | 202 | 2 | 319 |
| 40 | 87 | 82 | 4 | 36 | 5 | 6 | 220 | 1 | 336 |
| 41 | 98 | 59 | 1 | 38 | 3 | 6 | 205 | 0 | 281 |
| 42 | 98 | 70 | 1 | 37 | 4 | 4 | 214 | 0 | 298 |
| 43 | 136 | 33 | 1 | 26 | 1 | 1 | 198 | 0 | 284 |
| 44 | 88 | 86 | 2 | 37 | 5 | 3 | 221 | 0 | 327 |
| 45 | 69 | 55 | 1 | 29 | 0 | 5 | 159 | 0 | 269 |
| 46S | 53 | 21 | 3 | 10 | 11 | 1 | 99 | 1 | 168 |
| 47 | 102 | 49 | 3 | 28 | 2 | 3 | 187 | 0 | 260 |
| 48 | 109 | 30 | 1 | 11 | 2 | 1 | 154 | 0 | 219 |
| 49 | 134 | 46 | 0 | 14 | 1 | 4 | 199 | 0 | 287 |
| 50 | 142 | 31 | 1 | 16 | 2 | 0 | 192 | 0 | 265 |
| 51 | 133 | 40 | 0 | 14 | 1 | 1 | 189 | 0 | 267 |
| 52 | 119 | 22 | 0 | 16 | 0 | 1 | 158 | 0 | 219 |
| 53 | 149 | 40 | 1 | 16 | 1 | 1 | 208 | 1 | 287 |
| 54 | 161 | 34 | 0 | 26 | 2 | 1 | 224 | 0 | 278 |
| 55 | 113 | 26 | 2 | 9 | 1 | 3 | 154 | 0 | 213 |
| 56 | 114 | 79 | 1 | 33 | 2 | 3 | 232 | 0 | 327 |
| 57 | 92 | 45 | 2 | 31 | 0 | 3 | 173 | 0 | 233 |
| 58 | 73 | 70 | 2 | 44 | 5 | 3 | 197 | 0 | 263 |
| 59 | 98 | 69 | 1 | 38 | 7 | 4 | 217 | 2 | 304 |
| 60 | 89 | 69 | 2 | 35 | 3 | 5 | 203 | 0 | 288 |
| 61 | 174 | 69 | 1 | 29 | 3 | 3 | 279 | 0 | 398 |
| 62 | 115 | 52 | 1 | 16 | 3 | 3 | 190 | 2 | 284 |

| Voting Area (con tin ued) | Susan Brice LIB | David Cubberley NDP | James Robert Lauder IND | Gracie MacDonald GP | Paul Scrimger CP | Tamara Tulloch BCM | Total Valid Votes | Rejected Ballots | No. of Registered Voters |
|-------------------------------|-----------------------|---------------------------|-------------------------------|---------------------------|------------------------|--------------------------|-------------------------|---------------------|--------------------------------|
| 63 | 117 | 53 | 1 | 48 | 3 | 4 | 226 | 0 | 294 |
| 64 | 106 | 73 | 1 | 22 | 3 | 4 | 209 | 3 | 308 |
| 65 | 107 | 67 | 0 | 35 | 4 | 9 | 222 | 0 | 284 |
| 66 | 83 | 68 | 0 | 28 | 2 | 2 | 183 | 1 | 330 |
| 67 | 84 | 74 | 2 | 39 | 3 | 5 | 207 | 0 | 278 |
| 68 | 72 | 84 | 2 | 28 | 1 | 2 | 189 | 2 | 274 |
| 69 | 95 | 83 | 1 | 43 | 3 | 2 | 227 | 0 | 312 |
| 70 | 100 | 83 | 6 | 43 | 5 | 4 | 241 | 1 | 371 |
| 71 | 107 | 98 | 3 | 35 | 3 | 4 | 250 | 1 | 355 |
| 72 | 120 | 96 | 7 | 39 | 4 | 4 | 270 | 0 | 318 |
| 73 | 110 | 87 | 1 | 35 | 4 | 9 | 246 | 1 | 325 |
| 74 | 127 | 52 | 4 | 35 | 1 | 2 | 221 | 0 | 338 |
| 75 | 85 | 65 | 1 | 24 | 1 | 3 | 179 | 0 | 258 |
| 76 | 92 | 85 | 3 | 32 | 7 | 1 | 220 | 0 | 317 |
| 77 | 91 | 76 | 2 | 38 | 4 | 10 | 221 | 0 | 325 |
| 78 | 55 | 70 | 1 | 36 | 3 | 9 | 174 | 0 | 287 |
| 79 | 81 | 56 | 1 | 31 | 3 | 3 | 175 | 0 | 269 |
| 80 | 80 | 82 | 0 | 35 | 9 | 5 | 211 | 3 | 300 |
| 81 | 76 | 70 | 1 | 25 | 5 | 2 | 179 | 6 | 270 |
| 82 | 70 | 51 | 1 | 19 | 2 | 0 | 143 | 1 | 241 |
| 83 | 140 | 42 | 3 | 21 | 2 | 3 | 211 | 1 | 351 |
| 84 | 97 | 55 | 3 | 26 | 4 | 2 | 187 | 1 | 281 |
| 85 | 84 | 44 | 2 | 32 | 1 | 2 | 165 | 0 | 274 |
| 86 | 60 | 45 | 0 | 31 | 2 | 6 | 144 | 2 | 279 |
| 87 | 86 | 53 | 2 | 31 | 3 | 6 | 181 | 0 | 285 |
| 88 | 49 | 40 | 0 | 22 | 2 | 3 | 116 | 2 | 216 |
| 89 | 80 | 63 | 2 | 43 | 0 | 5 | 193 | 0 | 287 |
| 90 | 119 | 67 | 0 | 26 | 2 | 3 | 217 | 0 | 323 |
| 91 | 98 | 60 | 1 | 48 | 1 | 3 | 211 | 0 | 314 |
| 92 | 78 | 67 | 2 | 46 | 3 | 5 | 201 | 2 | 322 |
| 93 | 65 | 54 | 2 | 36 | 3 | 6 | 166 | 0 | 246 |
| 94 | 91 | 87 | 1 | 41 | 4 | 6 | 230 | 0 | 346 |
| 95 | 71 | 81 | 5 | 26 | 2 | 5 | 190 | 0 | 282 |
| 96 | 54 | 46 | 3 | 29 | 3 | 2 | 137 | 0 | 252 |
| 97 | 75 | 62 | 0 | 33 | 5 | 6 | 181 | 2 | 248 |
| 98 | 60 | 82 | 3 | 36 | 8 | 6 | 195 | 0 | 307 |
| 99 | 50 | 47 | 2 | 49 | 2 | 8 | 158 | 0 | 277 |
| 100 | 60 | 76 | 0 | 40 | 1 | 6 | 183 | 0 | 286 |
| 101 | 74 | 56 | 4 | 21 | 2 | 1 | 158 | 0 | 251 |
| 102 | 64 | 80 | 1 | 35 | 2 | 9 | 191 | 0 | 284 |
| 103 | 92 | 81 | 1 | 41 | 2 | 6 | 223 | 0 | 297 |
| 104 | 65 | 80 | 2 | 62 | 1 | 11 | 221 | 0 | 320 |
| 105 | 81 | 84 | 2 | 40 | 1 | 6 | 214 | 0 | 307 |
| 106 | 62 | 84 | 0 | 50 | 0 | 6 | 202 | 0 | 270 |
| 107 | 141 | 100 | 1 | 36 | 1 | 7 | 286 | 1 | 386 |
| 108 | 92 | 70 | 3 | 45 | 3 | 4 | 217 | 0 | 316 |
| 109 | 78 | 62 | 2 | 19 | 4 | 2 | 167 | 0 | 248 |
| 110 | 97 | 50 | 1 | 42 | 3 | 9 | 202 | 0 | 298 |
| 111 | 60 | 68 | 1 | 43 | 7 | 6 | 185 | 0 | 280 |
| SubTotals | 12,238 | 6,620 | 168 | 3,654 | 339 | 439 | 23,458 | 51 | 32,116 |
| S. 98 Mobiles | 26 | 12 | 0 | 4 | 0 | 1 | 43 | 2 | |
| S. 99 Ab sen tee - in ED | 110 | 73 | 2 | 89 | 5 | 14 | 293 | 4 | |
| S. 100 Ab sen tee - out of ED | 58 | 41 | 1 | 40 | 2 | 7 | 149 | 3 | |
| S. 101 Ab sen tee - Ad vance. | 30 | 7 | 0 | 9 | 0 | 0 | 46 | 0 | |
| S. 104 Voting in DECO fice. | 205 | 71 | 0 | 26 | 3 | 1 | 306 | 3 | |
| S. 106 Voting by mail | 32 | 14 | 1 | 1 | 0 | 0 | 48 | 3 | |
| Grand Totals | 12,699 | 6,838 | 172 | 3,823 | 349 | 462 | 24,343 | 66 | 32,116 |
| % of Valid Votes | 52.17% | 28.09 % | 0.71% | 15.70 % | 1.43% | 1.90% | | | |

(con tin ued on next page)

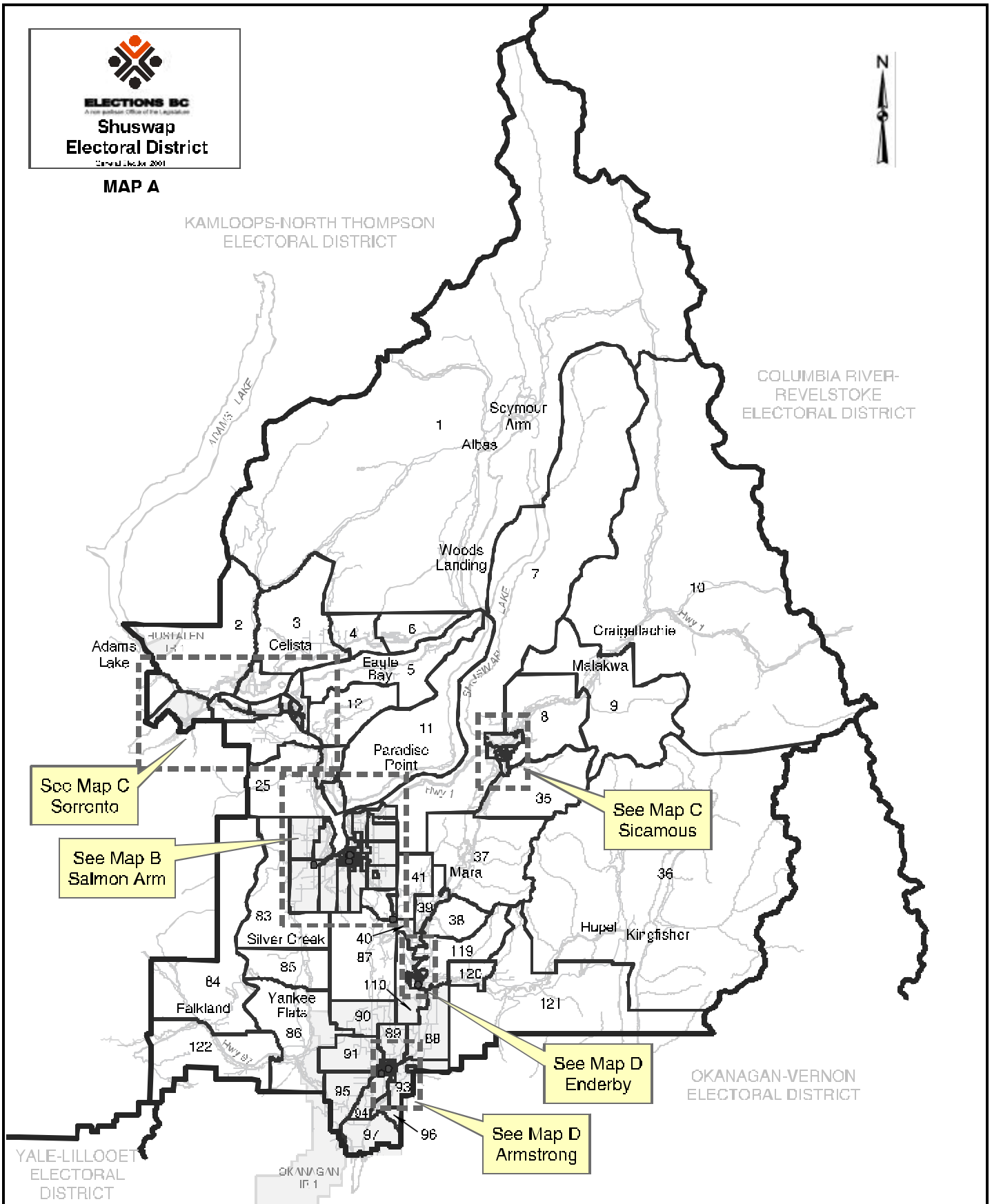
Summary:

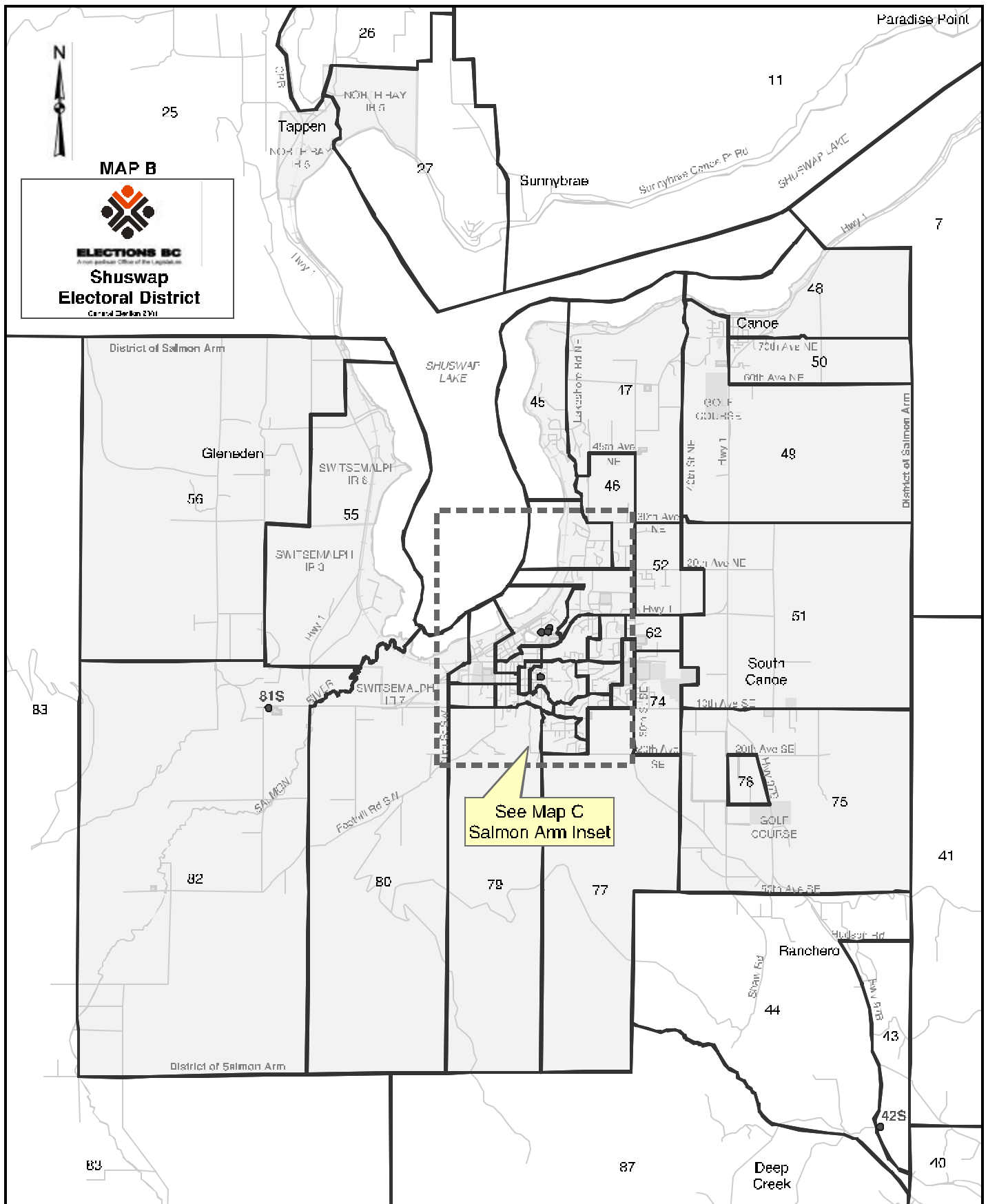
| | | | |
|---------------------------------|--------|--------|-------------------|
| Valid Votes - General & Advance | 23,458 | 96.36% | Total Valid Votes |
| S. 98 Mobiles | 43 | 0.18% | Total Valid Votes |
| S. 99 Absentee - in ED | 293 | 1.20% | Total Valid Votes |
| S. 100 Absentee - out of ED | 149 | 0.61% | Total Valid Votes |
| S. 101 Absentee - Advance | 46 | 0.19% | Total Valid Votes |
| S. 104 Voting in DE Office | 306 | 1.26% | Total Valid Votes |
| S. 106 Voting by mail | 48 | 0.20% | Total Valid Votes |

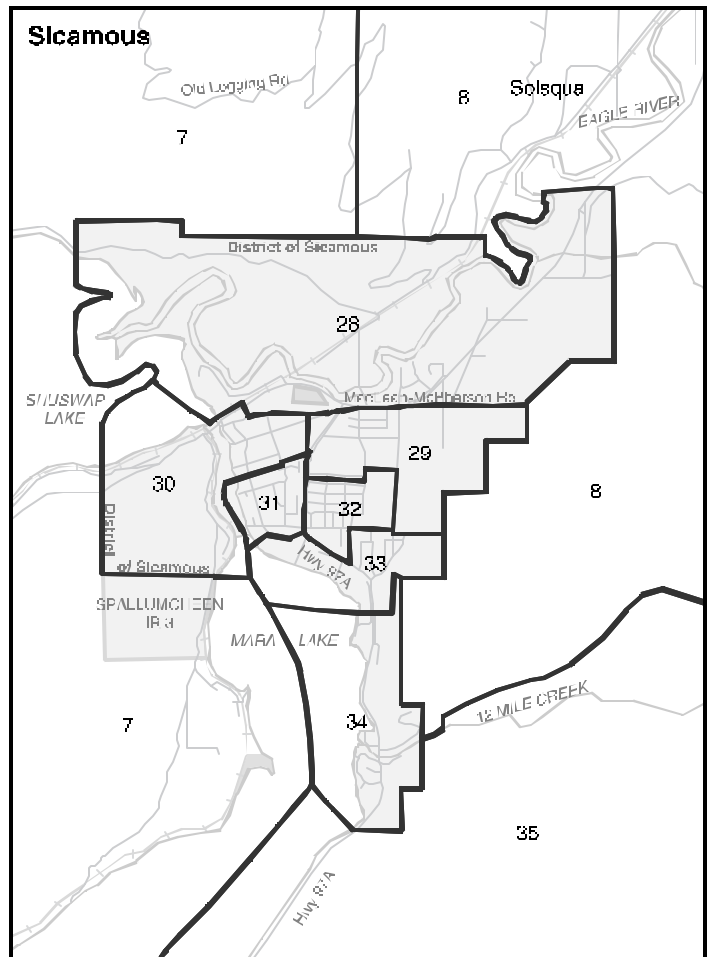
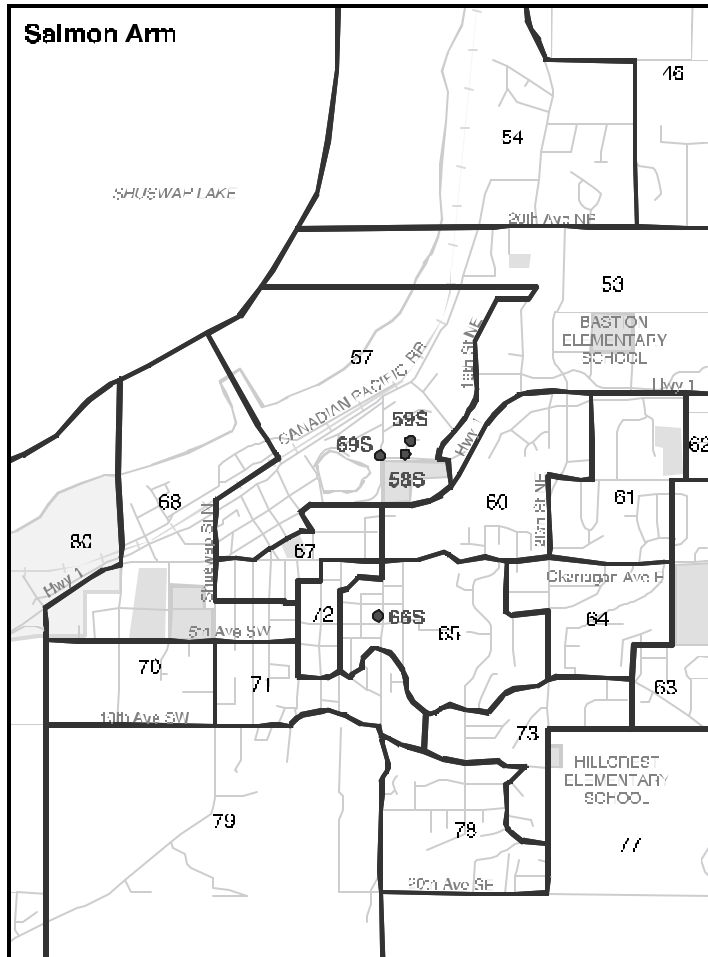
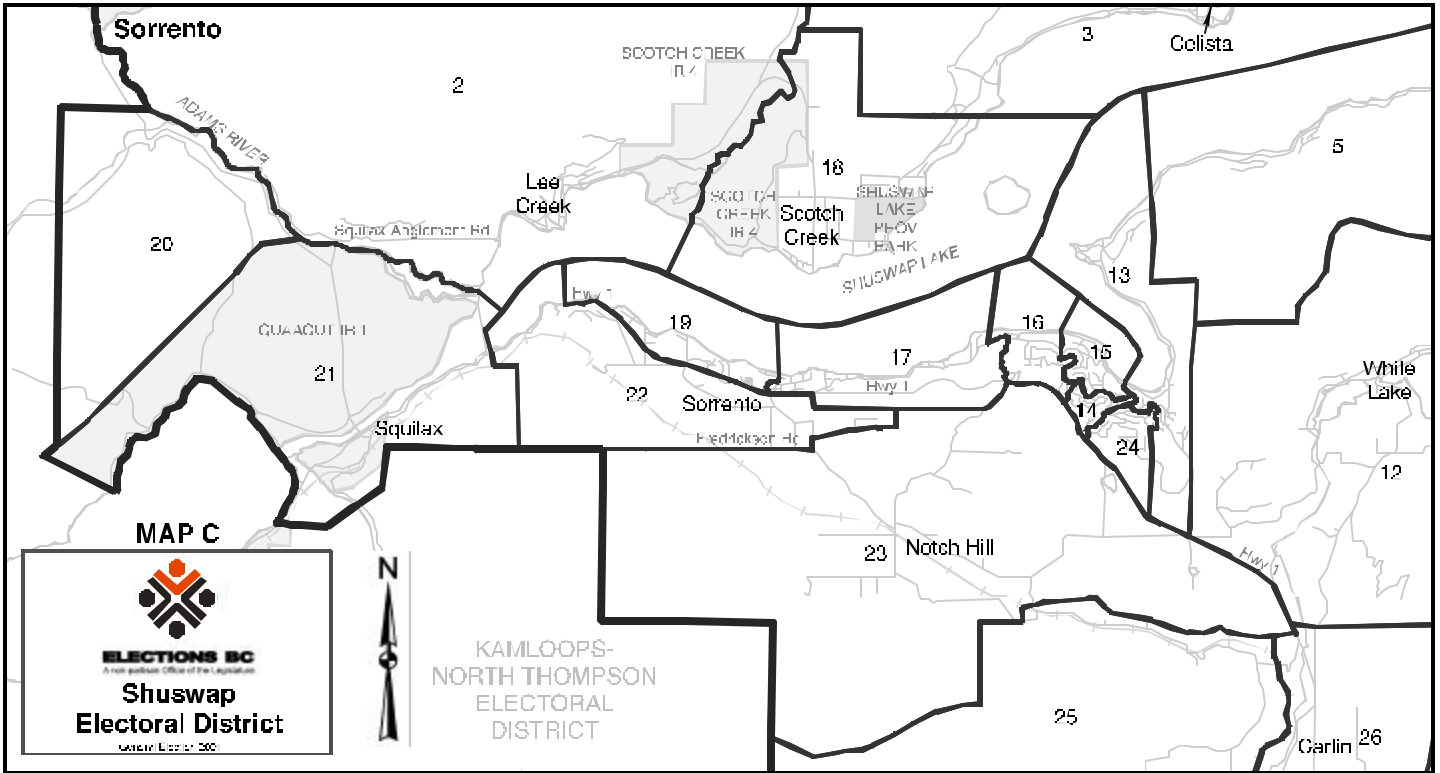
Total Valid Votes 24,343

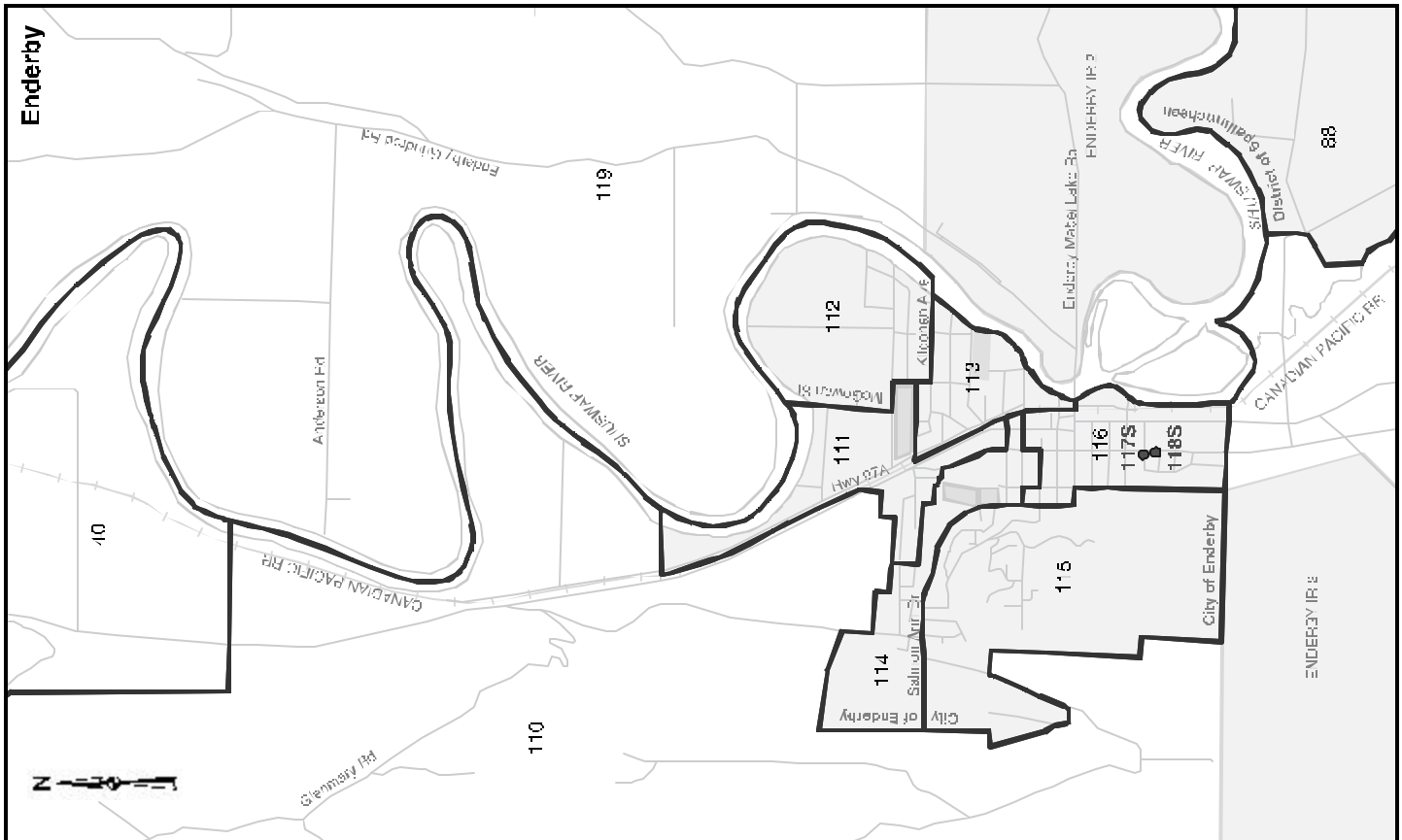
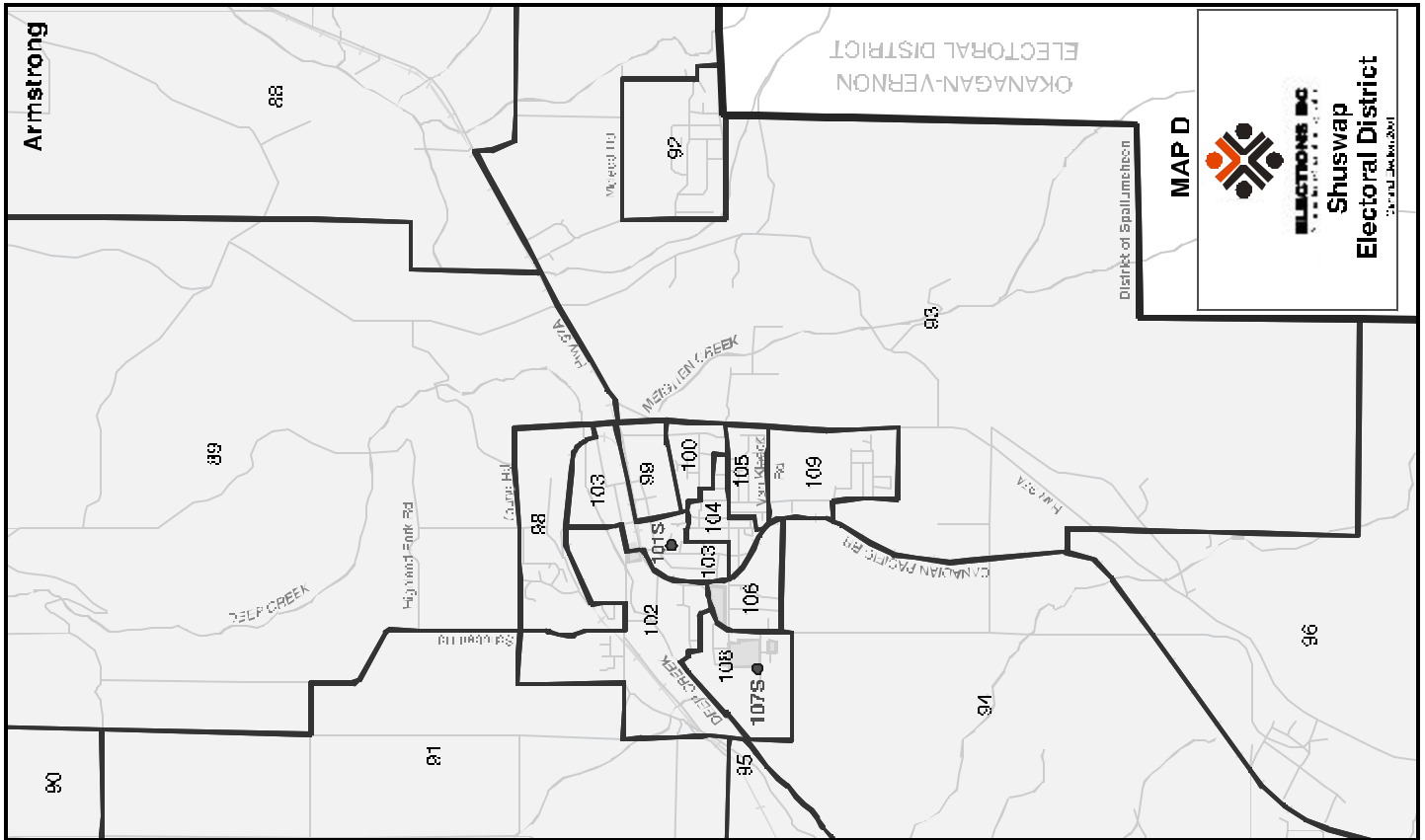
| | | | |
|-----------------------------|--------|--------|-------------------|
| Rejected Ballots | 66 | 0.27% | Ballots Cast |
| Registered Voters Who Voted | 24,409 | 76.00% | Registered Voters |

Candidate Elected: Susan Brice (LIB)









| | George Malcolm Abbott LIB | Wayne Fowler NDP | Larissa Lutjen GP | Jeanette (N.O.) McLennan | Paddy Roberts BCM | Al Thiessen UPBC | Scott Yee CENT | Total Valid Votes | Rejected Ballots | No. of Registered Voters |
|---------------------------------|---------------------------------|------------------------|-------------------------|-----------------------------|-------------------------|------------------------|----------------------|-------------------------|---------------------|--------------------------------|
| Advance Voting | | | | | | | | | | |
| Armstrong | 243 | 67 | 25 | 1 | 9 | 79 | 0 | 424 | 0 | |
| Enderby | 111 | 26 | 10 | 4 | 6 | 40 | 2 | 199 | 0 | |
| Salmon Arm | 511 | 170 | 79 | 2 | 13 | 99 | 0 | 874 | 1 | |
| Sicamous | 128 | 33 | 15 | 1 | 10 | 16 | 0 | 203 | 1 | |
| General Voting | | | | | | | | | | |
| Voting Area | | | | | | | | | | |
| 1 Seymour Arm | 24 | 2 | 10 | 0 | 4 | 7 | 0 | 47 | 0 | 69 |
| 2 Lee Creek | 84 | 26 | 71 | 1 | 5 | 17 | 0 | 204 | 0 | 283 |
| 3 Celista | 130 | 30 | 57 | 1 | 9 | 18 | 0 | 245 | 1 | 346 |
| 4 Magna Bay | 89 | 21 | 26 | 0 | 5 | 5 | 0 | 146 | 1 | 208 |
| 5 Eagle Bay | 117 | 37 | 31 | 2 | 14 | 22 | 1 | 224 | 0 | 346 |
| 6 Anglemont | 141 | 28 | 35 | 0 | 3 | 10 | 0 | 217 | 0 | 317 |
| 7 Sicamous/Anstey Arm | 34 | 6 | 6 | 0 | 1 | 1 | 0 | 48 | 0 | 73 |
| 8 Solsqua | 83 | 13 | 15 | 0 | 7 | 14 | 1 | 133 | 0 | 231 |
| 9 Malakwa | 109 | 21 | 13 | 0 | 18 | 9 | 0 | 170 | 1 | 268 |
| 10 Craigellachie | 38 | 12 | 4 | 0 | 8 | 12 | 0 | 74 | 0 | 137 |
| 11 Paradise Point | 125 | 36 | 31 | 0 | 9 | 28 | 0 | 229 | 0 | 323 |
| 12 Balmoral | 153 | 38 | 34 | 1 | 13 | 24 | 0 | 263 | 1 | 393 |
| 13 Blind Bay | 168 | 25 | 32 | 1 | 7 | 23 | 0 | 256 | 1 | 384 |
| 14 Blind Bay S. | 112 | 13 | 15 | 0 | 6 | 15 | 0 | 161 | 1 | 230 |
| 15 Blind Bay N. | 182 | 39 | 30 | 2 | 6 | 29 | 2 | 290 | 1 | 414 |
| 16 Blind Bay | 131 | 24 | 40 | 0 | 3 | 60 | 1 | 259 | 0 | 366 |
| 17 Sorrento E. | 164 | 32 | 22 | 0 | 11 | 20 | 0 | 249 | 0 | 352 |
| 18 Scotch Creek | 148 | 27 | 39 | 1 | 10 | 34 | 0 | 259 | 2 | 365 |
| 19 Sorrento W. | 127 | 28 | 17 | 0 | 4 | 30 | 0 | 206 | 0 | 290 |
| 20 Adams Lake | 0 | 0 | 0 | 0 | 0 | 0 | 0 | 0 | 0 | 3 |
| 21 Squilax | 59 | 19 | 21 | 0 | 2 | 1 | 0 | 102 | 0 | 166 |
| 22 Sorrento | 126 | 18 | 23 | 0 | 5 | 19 | 0 | 191 | 0 | 287 |
| 23 Notch Hill | 105 | 36 | 17 | 1 | 9 | 7 | 0 | 175 | 0 | 274 |
| 24 Blind Bay | 182 | 14 | 24 | 0 | 4 | 13 | 5 | 242 | 0 | 331 |
| 25 Tappen | 88 | 33 | 35 | 1 | 5 | 11 | 0 | 173 | 0 | 330 |
| 26 Carlin | 94 | 18 | 11 | 0 | 7 | 8 | 0 | 138 | 0 | 219 |
| 27 Sunnybrae | 73 | 32 | 36 | 1 | 2 | 10 | 0 | 154 | 0 | 220 |
| 28 Sicamous N. | 119 | 19 | 12 | 0 | 10 | 18 | 0 | 178 | 0 | 290 |
| 29 Sicamous E. | 103 | 33 | 9 | 6 | 5 | 21 | 0 | 177 | 0 | 271 |
| 30 Sicamous W. | 114 | 31 | 24 | 2 | 7 | 15 | 1 | 194 | 0 | 294 |
| 31 Sicamous W. | 96 | 24 | 13 | 1 | 2 | 10 | 0 | 146 | 0 | 235 |
| 32 Sicamous Central | 142 | 27 | 14 | 0 | 13 | 33 | 0 | 229 | 0 | 384 |
| 33 Sicamous S. | 108 | 14 | 11 | 1 | 12 | 9 | 0 | 155 | 1 | 212 |
| 34 Sicamous S. | 62 | 14 | 4 | 0 | 2 | 2 | 0 | 84 | 0 | 138 |
| 35 Mara | 77 | 10 | 13 | 2 | 9 | 17 | 0 | 128 | 0 | 194 |
| 36 Hupel | 63 | 13 | 17 | 0 | 4 | 19 | 0 | 116 | 1 | 182 |
| 37 Mara | 106 | 34 | 25 | 0 | 8 | 22 | 1 | 196 | 0 | 279 |
| 38 Grindrod E. | 67 | 23 | 7 | 0 | 9 | 16 | 0 | 122 | 2 | 213 |
| 39 Grindrod W. | 92 | 21 | 21 | 0 | 9 | 27 | 0 | 170 | 0 | 248 |
| 40 Deep Creek | 82 | 15 | 10 | 2 | 3 | 24 | 0 | 136 | 0 | 255 |
| 41 Salmon Arm Rural | 78 | 27 | 14 | 0 | 7 | 25 | 1 | 152 | 0 | 232 |
| 42S Gardom Lake *3 | - | - | - | - | - | - | - | - | - | 19 |
| 43 Rancho E. | 75 | 42 | 8 | 0 | 5 | 21 | 0 | 151 | 0 | 213 |
| 44 Rancho W. | 105 | 41 | 20 | 2 | 5 | 30 | 1 | 204 | 0 | 353 |
| 45 Salmon Arm Rural | 155 | 31 | 14 | 0 | 5 | 18 | 0 | 223 | 0 | 334 |
| 46 Salmon Arm Rural | 99 | 64 | 17 | 1 | 3 | 16 | 0 | 200 | 0 | 332 |
| 47 Salmon Arm Rural | 119 | 26 | 31 | 0 | 0 | 15 | 0 | 191 | 0 | 304 |
| 48 Canoe N. | 107 | 39 | 23 | 1 | 16 | 18 | 0 | 204 | 1 | 275 |
| 49 Salmon Arm Rural | 135 | 29 | 25 | 3 | 10 | 22 | 0 | 224 | 0 | 366 |
| 50 Salmon Arm Rural | 102 | 39 | 15 | 1 | 12 | 9 | 0 | 178 | 0 | 288 |
| 51 Salmon Arm Rural | 109 | 28 | 19 | 2 | 5 | 31 | 0 | 194 | 0 | 294 |
| 52 Salmon Arm Rural | 144 | 44 | 17 | 1 | 1 | 16 | 0 | 223 | 0 | 343 |
| 53 Salmon Arm Rural | 87 | 39 | 19 | 0 | 1 | 10 | 0 | 156 | 0 | 236 |
| 54 Salmon Arm *1. | 135 | 50 | 25 | 0 | 6 | 10 | 0 | 226 | 0 | 303 |
| 55 Salmon Arm *1. | - | - | - | - | - | - | - | - | - | 46 |
| 56 Gleneden | 128 | 38 | 21 | 1 | 8 | 20 | 0 | 216 | 0 | 335 |
| 57 Salmon Arm Rural | 77 | 47 | 23 | 0 | 5 | 16 | 0 | 168 | 1 | 280 |
| 58S Salmon Arm *2. | 26 | 16 | 1 | 1 | 0 | 3 | 1 | 48 | 0 | 57 |
| 59S Salmon Arm *2. | - | - | - | - | - | - | - | - | - | 34 |

**Shuswap Electoral District
Voting Results**

Statement of Votes
Elections British Columbia

| Voting Area (continued) | George Malcolm Abbott LIB | Wayne Fowler NDP | Larissa Lutjen GP | Jeanette (N.O.) McLennan | Paddy Roberts BCM | Al Thiessen UPBC | Scott Yee CENT | Total Valid Votes | Rejected Ballots | No. of Registered Voters |
|--------------------------------|---------------------------------|------------------------|-------------------------|-----------------------------|-------------------------|------------------------|----------------------|-------------------------|---------------------|--------------------------------|
| 60 Salmon Arm | 101 | 34 | 20 | 1 | 5 | 25 | 0 | 186 | 0 | 295 |
| 61 Salmon Arm | 138 | 33 | 22 | 0 | 5 | 21 | 1 | 220 | 0 | 344 |
| 62 Salmon Arm | 124 | 24 | 19 | 0 | 9 | 26 | 0 | 202 | 3 | 353 |
| 63 Salmon Arm | 132 | 39 | 22 | 1 | 7 | 19 | 1 | 221 | 0 | 334 |
| 64 Salmon Arm | 212 | 36 | 31 | 2 | 5 | 15 | 0 | 301 | 0 | 434 |
| 65 Salmon Arm | 163 | 41 | 29 | 1 | 9 | 25 | 0 | 268 | 2 | 442 |
| 66S Salmon Arm *3 | - | - | - | - | - | - | - | - | - | 6 |
| 67 Salmon Arm | 67 | 37 | 25 | 1 | 11 | 9 | 0 | 150 | 0 | 297 |
| 68 Salmon Arm | 93 | 49 | 15 | 0 | 2 | 6 | 0 | 165 | 0 | 370 |
| 69S Salmon Arm *3 | 18 | 6 | 3 | 2 | 2 | 1 | 0 | 32 | 1 | 12 |
| 70 Salmon Arm | 99 | 38 | 14 | 0 | 4 | 23 | 0 | 178 | 0 | 368 |
| 71 Salmon Arm | 58 | 57 | 17 | 1 | 4 | 18 | 0 | 155 | 1 | 305 |
| 72 Salmon Arm | 86 | 48 | 18 | 0 | 4 | 23 | 0 | 179 | 1 | 332 |
| 73 Salmon Arm | 105 | 55 | 22 | 0 | 6 | 21 | 0 | 209 | 0 | 332 |
| 74 Salmon Arm Rural | 134 | 46 | 23 | 1 | 5 | 23 | 0 | 232 | 0 | 368 |
| 75 Canoe S | 96 | 22 | 15 | 1 | 2 | 18 | 0 | 154 | 1 | 244 |
| 76 Salmon Arm | 59 | 20 | 16 | 0 | 2 | 8 | 1 | 106 | 0 | 211 |
| 77 Salmon Arm | 74 | 27 | 18 | 1 | 5 | 12 | 1 | 138 | 0 | 220 |
| 78 Salmon Arm | 174 | 42 | 13 | 3 | 0 | 28 | 0 | 260 | 0 | 382 |
| 79 Salmon Arm | 65 | 24 | 19 | 0 | 3 | 8 | 2 | 121 | 0 | 182 |
| 80 Salmon Arm | 110 | 18 | 20 | 0 | 4 | 21 | 0 | 173 | 0 | 309 |
| 81S Salmon Arm *3 | - | - | - | - | - | - | - | - | - | 9 |
| 82 Salmon Arm Rural | 126 | 35 | 25 | 0 | 7 | 10 | 0 | 203 | 1 | 299 |
| 83 Silver Creek N | 75 | 24 | 17 | 2 | 5 | 20 | 0 | 143 | 0 | 219 |
| 84 Falkland | 100 | 30 | 22 | 0 | 10 | 22 | 0 | 184 | 2 | 233 |
| 85 Silver Creek S | 91 | 31 | 20 | 2 | 6 | 41 | 1 | 192 | 0 | 273 |
| 86 Yankee Flats | 84 | 10 | 17 | 1 | 7 | 45 | 0 | 164 | 0 | 261 |
| 87 Deep Creek | 95 | 58 | 36 | 1 | 7 | 33 | 0 | 230 | 0 | 351 |
| 88 Spallumcheen | 143 | 27 | 17 | 4 | 4 | 53 | 1 | 249 | 0 | 354 |
| 89 Spallumcheen | 120 | 44 | 15 | 2 | 6 | 33 | 1 | 221 | 1 | 310 |
| 90 Hullcar | 114 | 29 | 14 | 2 | 12 | 47 | 0 | 218 | 1 | 340 |
| 91 Spallumcheen W | 118 | 31 | 13 | 0 | 8 | 46 | 1 | 217 | 1 | 307 |
| 92 Spallumcheen E | 149 | 34 | 25 | 1 | 1 | 67 | 0 | 277 | 0 | 385 |
| 93 Spallumcheen E | 117 | 19 | 25 | 2 | 4 | 46 | 1 | 214 | 0 | 352 |
| 94 Spallumcheen S | 105 | 29 | 15 | 2 | 5 | 42 | 0 | 198 | 0 | 305 |
| 95 Spallumcheen S | 110 | 32 | 22 | 0 | 8 | 37 | 1 | 210 | 1 | 344 |
| 96 Spallumcheen S | 66 | 21 | 6 | 0 | 9 | 28 | 0 | 130 | 1 | 226 |
| 97 Spallumcheen S | 115 | 36 | 16 | 1 | 5 | 44 | 0 | 217 | 0 | 365 |
| 98 Armstrong N | 81 | 34 | 6 | 2 | 8 | 42 | 0 | 173 | 2 | 293 |
| 99 Armstrong E | 9 | 13 | 3 | 0 | 4 | 3 | 0 | 32 | 0 | 52 |
| 100 Armstrong E | 63 | 30 | 12 | 0 | 3 | 26 | 1 | 135 | 0 | 286 |
| 101S Armstrong *4 | - | - | - | - | - | - | - | - | - | 24 |
| 102 Armstrong W | 67 | 34 | 18 | 2 | 8 | 28 | 2 | 159 | 0 | 273 |
| 103 Armstrong | 95 | 34 | 19 | 1 | 12 | 24 | 0 | 185 | 0 | 325 |
| 104 Armstrong | 77 | 47 | 16 | 3 | 10 | 16 | 3 | 172 | 0 | 311 |
| 105 Armstrong | 97 | 42 | 19 | 0 | 3 | 14 | 0 | 175 | 1 | 318 |
| 106 Armstrong SW | 74 | 26 | 9 | 2 | 1 | 17 | 0 | 129 | 0 | 204 |
| 107S Armstrong SW *4 | - | - | - | - | - | - | - | - | - | 34 |
| 108 Armstrong | 74 | 30 | 9 | 1 | 13 | 24 | 0 | 151 | 2 | 243 |
| 109 Armstrong S | 134 | 20 | 20 | 0 | 8 | 45 | 1 | 228 | 0 | 354 |
| 110 Enderby | 107 | 47 | 31 | 4 | 15 | 43 | 0 | 247 | 1 | 375 |
| 111 Enderby N | 63 | 22 | 13 | 2 | 4 | 12 | 0 | 116 | 0 | 178 |
| 112 Enderby NE | 80 | 15 | 12 | 1 | 8 | 43 | 0 | 159 | 0 | 226 |
| 113 Enderby E | 108 | 34 | 19 | 1 | 9 | 49 | 0 | 220 | 1 | 325 |
| 114 Enderby NW | 129 | 40 | 11 | 4 | 13 | 42 | 0 | 239 | 0 | 364 |
| 115 Enderby W | 131 | 40 | 17 | 0 | 8 | 33 | 0 | 229 | 1 | 340 |
| 116 Enderby S | 99 | 31 | 21 | 2 | 21 | 32 | 0 | 206 | 0 | 358 |
| 117S Enderby S *4 | 32 | 13 | 2 | 2 | 0 | 7 | 3 | 59 | 0 | 15 |
| 118S Enderby S *4 | - | - | - | - | - | - | - | - | - | 14 |
| 119 Grindrod S | 83 | 33 | 19 | 0 | 7 | 24 | 0 | 166 | 0 | 232 |
| 120 Ashton Creek W | 79 | 16 | 18 | 3 | 8 | 20 | 0 | 144 | 0 | 224 |
| 121 Ashton Creek E | 81 | 30 | 23 | 1 | 11 | 24 | 0 | 170 | 0 | 238 |
| 122 Falkland S | 104 | 26 | 15 | 3 | 13 | 43 | 0 | 204 | 1 | 307 |
| SubTotals | 12,494 | 3,645 | 2,314 | 116 | 782 | 2,769 | 39 | 22,159 | 43 | 32,050 |

| Voting Area (continued) | George Malcolm Abbott LIB | Wayne Fowler NDP | Larissa Lutjen GP | Jeanette (N.O.) McLennan | Paddy Roberts BCM | Al Thiessen UPBC | Scott Yee CENT | Total Valid Votes | Rejected Ballots | No. of Registered Voters |
|---------------------------------------|---------------------------------|------------------------|-------------------------|-----------------------------|-------------------------|------------------------|----------------------|-------------------------|---------------------|--------------------------------|
| S. 98 Mobiles | 17 | 9 | 1 | 0 | 1 | 2 | 0 | 30 | 0 | |
| S. 99 Absentee - in ED | 123 | 36 | 43 | 0 | 39 | 41 | 2 | 284 | 4 | |
| S. 100 Absentee - out of ED | 51 | 23 | 23 | 2 | 9 | 7 | 0 | 115 | 12 | |
| S. 101 Absentee - Advance | 21 | 5 | 7 | 0 | 2 | 5 | 0 | 40 | 1 | |
| S. 104 Voting in DEOoffice | 238 | 69 | 33 | 1 | 2 | 32 | 0 | 375 | 5 | |
| S. 106 Voting by mail | 6 | 1 | 2 | 0 | 0 | 1 | 0 | 10 | 0 | |
| Grand Totals | 12,950 | 3,788 | 2,423 | 119 | 835 | 2,857 | 41 | 23,013 | 65 | 32,050 |
| % of Valid Votes | 56.27% | 16.46% | 10.53% | 0.52% | 3.63% | 12.41% | 0.18% | | | |

Summary:

| | | | |
|---------------------------------|---------------|--------|-------------------|
| Valid Votes - General & Advance | 22,159 | 96.29% | Total Valid Votes |
| S. 98 Mobiles | 30 | 0.13% | Total Valid Votes |
| S. 99 Absentee - in ED | 284 | 1.23% | Total Valid Votes |
| S. 100 Absentee - out of ED | 115 | 0.50% | Total Valid Votes |
| S. 101 Absentee - Advance | 40 | 0.17% | Total Valid Votes |
| S. 104 Voting in DEOoffice | 375 | 1.63% | Total Valid Votes |
| S. 106 Voting by mail | 10 | 0.05% | Total Valid Votes |
| Total Valid Votes | 23,013 | | |
| Rejected Ballots | 65 | 0.28% | Ballots Cast |
| Registered Voters Who Voted | 23,078 | 72.01% | Registered Voters |

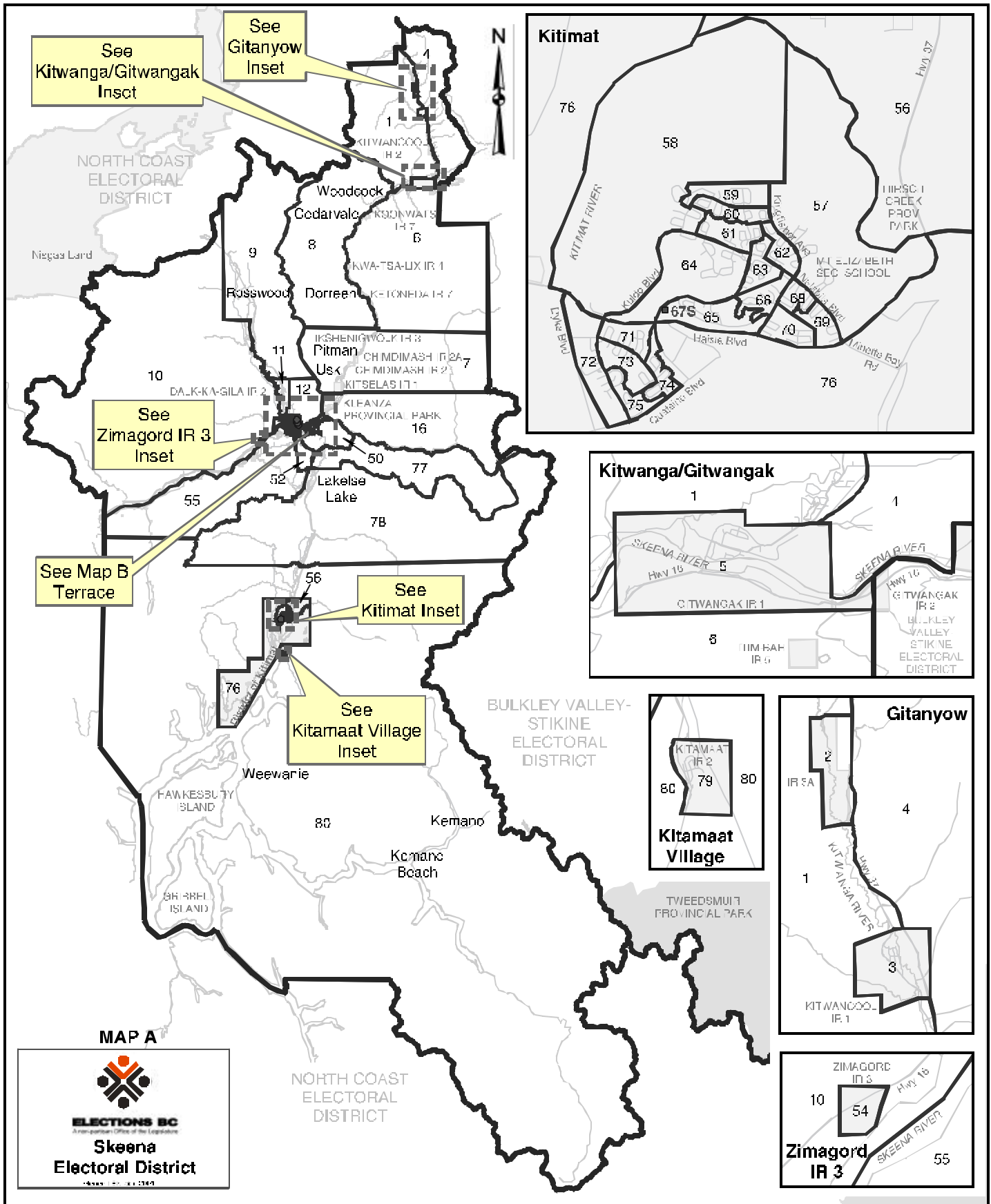
Candidate Elected: George Malcolm Abbott (LIB)

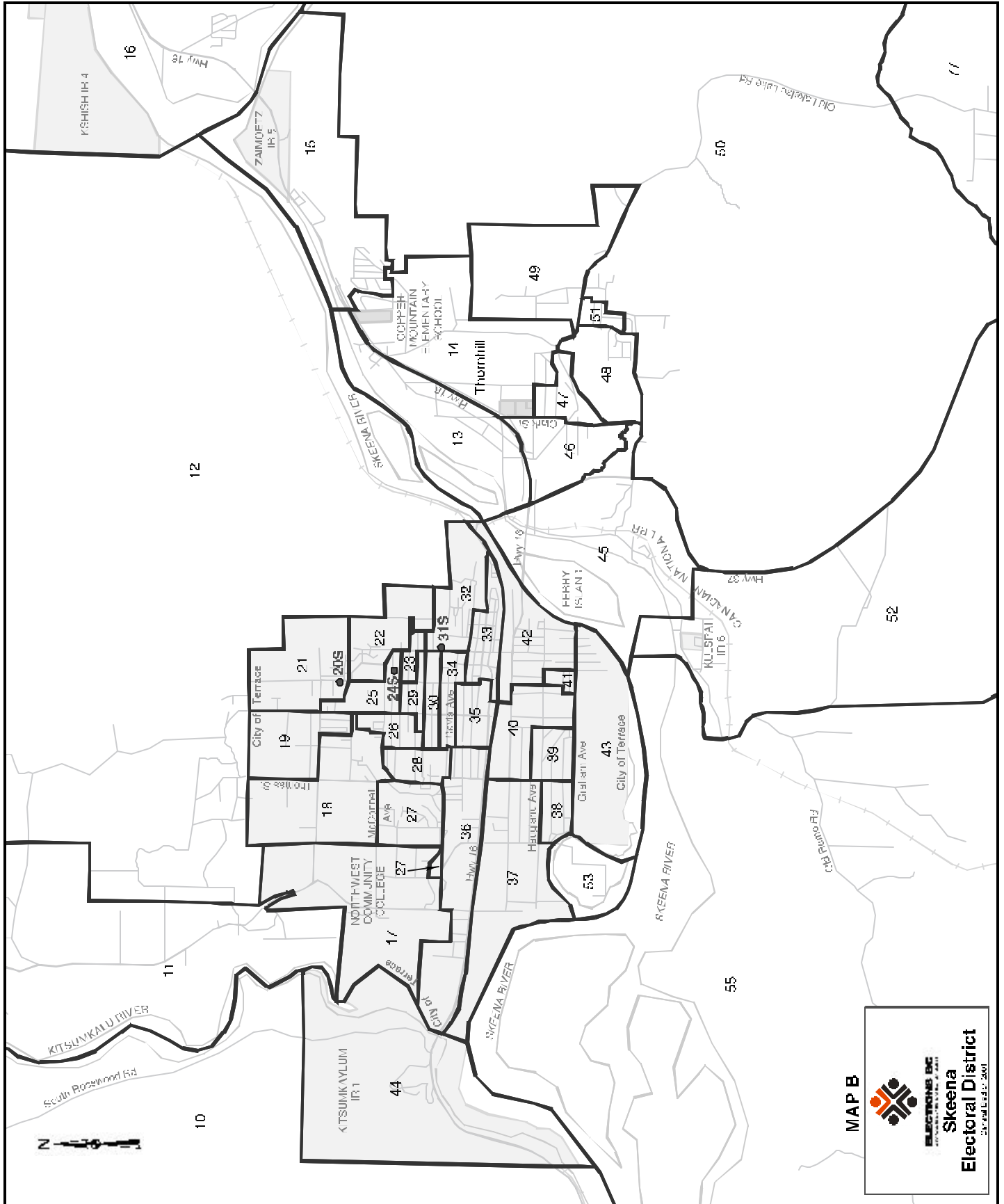
*1 Voting Areas 54 and 55 combined

*2 Voting Areas 58S and 59S combined

*3 Voting Areas 42S, 66S, 69S and 81S combined

*4 Voting Areas 101S, 107S, 117S and 118S combined





| | Gerald Victor Amos ANP | Roger Colin Benham GP | Bob Erb BCM | Helmut Giesbrecht NDP | Roger Brendan Harris LIB | Total Valid Votes | Rejected Ballots | No. of Registered Voters |
|-------------------------------|------------------------------|-----------------------------|-------------------|-----------------------------|--------------------------------|-------------------------|---------------------|--------------------------------|
| Advance Voting | | | | | | | | |
| Kitimat | 9 | 13 | 19 | 70 | 217 | 328 | 3 | |
| Terrace | 9 | 23 | 15 | 77 | 478 | 602 | 1 | |
| General Voting | | | | | | | | |
| Voting Area | | | | | | | | |
| 1 Gitanyow | 7 | 7 | 16 | 18 | 89 | 137 | 1 | 197 |
| 2 Gitanyow | 0 | 0 | 0 | 0 | 0 | 0 | 0 | 0 |
| 3 Gitanyow | 44 | 7 | 9 | 31 | 14 | 105 | 0 | 188 |
| 4 Kispiox | 0 | 0 | 0 | 0 | 0 | 0 | 0 | 20 |
| 5 Gitwangak | 26 | 0 | 12 | 85 | 7 | 130 | 0 | 221 |
| 6 Cedarvale S. | 0 | 3 | 4 | 1 | 19 | 27 | 1 | 53 |
| 7 Usk-Kleanza. | 5 | 10 | 20 | 26 | 55 | 116 | 0 | 157 |
| 8 Cedarvale N. | 0 | 0 | 0 | 0 | 0 | 0 | 0 | 9 |
| 9 Rosswood. | 1 | 9 | 13 | 14 | 42 | 79 | 0 | 91 |
| 10 Remo | 0 | 6 | 5 | 7 | 40 | 58 | 0 | 92 |
| 11 Woodland. | 2 | 6 | 8 | 10 | 101 | 127 | 0 | 184 |
| 12 Woodland. | 4 | 13 | 6 | 27 | 110 | 160 | 1 | 206 |
| 13 Thornhill | 3 | 4 | 11 | 36 | 112 | 166 | 1 | 275 |
| 14 Thornhill | 5 | 10 | 13 | 31 | 135 | 194 | 0 | 262 |
| 15 Thornhill | 9 | 14 | 22 | 24 | 115 | 184 | 0 | 288 |
| 16 Gossen-Copperside. | 7 | 13 | 13 | 38 | 109 | 180 | 0 | 260 |
| 17 Terrace | 2 | 11 | 4 | 43 | 146 | 206 | 0 | 306 |
| 18 Terrace | 0 | 4 | 8 | 36 | 212 | 260 | 1 | 347 |
| 19 Terrace | 8 | 14 | 7 | 38 | 162 | 229 | 2 | 329 |
| 20S Terrace NE *1 | - | - | - | - | - | - | - | 44 |
| 21 Terrace | 4 | 15 | 7 | 41 | 160 | 227 | 0 | 335 |
| 22 Terrace | 1 | 2 | 13 | 22 | 102 | 140 | 0 | 222 |
| 23 Terrace | 8 | 6 | 6 | 26 | 77 | 123 | 0 | 228 |
| 24S Terrace NE *1 | - | - | - | - | - | - | - | 18 |
| 25 Terrace | 3 | 11 | 4 | 40 | 179 | 237 | 0 | 343 |
| 26 Terrace | 6 | 14 | 4 | 31 | 201 | 256 | 1 | 364 |
| 27 Terrace | 2 | 6 | 3 | 23 | 185 | 219 | 0 | 296 |
| 28 Terrace | 1 | 10 | 9 | 28 | 135 | 183 | 0 | 298 |
| 29 Terrace | 3 | 12 | 7 | 28 | 132 | 182 | 2 | 287 |
| 30 Terrace | 2 | 7 | 15 | 52 | 128 | 204 | 1 | 302 |
| 31S Terrace E *1 | 6 | 3 | 4 | 26 | 36 | 75 | 0 | 46 |
| 32 Terrace | 4 | 9 | 7 | 53 | 150 | 223 | 0 | 359 |
| 33 Terrace | 3 | 2 | 9 | 27 | 55 | 96 | 0 | 184 |
| 34 Terrace | 7 | 9 | 7 | 37 | 158 | 218 | 4 | 374 |
| 35 Terrace | 0 | 3 | 6 | 27 | 69 | 105 | 0 | 187 |
| 36 Terrace | 6 | 10 | 7 | 33 | 159 | 215 | 2 | 327 |
| 37 Terrace | 4 | 12 | 8 | 29 | 114 | 167 | 1 | 268 |
| 38 Terrace | 2 | 8 | 8 | 22 | 93 | 133 | 0 | 188 |
| 39 Terrace | 6 | 7 | 10 | 39 | 100 | 162 | 2 | 218 |
| 40 Terrace | 3 | 7 | 8 | 50 | 122 | 190 | 5 | 303 |
| 41 Terrace | 8 | 13 | 6 | 43 | 88 | 158 | 0 | 268 |
| 42 Terrace | 2 | 16 | 13 | 46 | 144 | 221 | 3 | 333 |
| 43 Terrace | 5 | 6 | 10 | 42 | 162 | 225 | 1 | 354 |
| 44 Kitsumkalum | 22 | 3 | 6 | 80 | 9 | 120 | 1 | 153 |
| 45 Terrace Rural | 2 | 5 | 6 | 25 | 101 | 139 | 0 | 221 |
| 46 Thornhill | 2 | 11 | 10 | 28 | 146 | 197 | 0 | 292 |
| 47 Thornhill | 4 | 5 | 15 | 18 | 135 | 177 | 2 | 274 |
| 48 Thornhill | 0 | 8 | 10 | 18 | 148 | 184 | 2 | 252 |
| 49 Thornhill | 3 | 10 | 14 | 20 | 113 | 160 | 0 | 234 |
| 50 Thornhill | 1 | 9 | 15 | 15 | 144 | 184 | 1 | 262 |
| 51 Thornhill | 2 | 5 | 14 | 11 | 93 | 125 | 0 | 209 |
| 52 Terrace Rural | 2 | 4 | 11 | 47 | 82 | 146 | 0 | 234 |
| 53 Terrace | 5 | 5 | 1 | 8 | 30 | 49 | 0 | 81 |
| 54 Kitsumkalum | 0 | 0 | 0 | 0 | 0 | 0 | 0 | 3 |
| 55 Terrace Rural | 0 | 9 | 2 | 19 | 94 | 124 | 0 | 170 |
| 56 Kitimat | 3 | 10 | 21 | 47 | 126 | 207 | 1 | 303 |
| 57 Kitimat | 4 | 9 | 11 | 41 | 203 | 268 | 1 | 408 |
| 58 Kitimat | 3 | 12 | 10 | 40 | 114 | 179 | 0 | 275 |
| 59 Kitimat | 8 | 4 | 11 | 40 | 123 | 186 | 0 | 348 |
| 60 Kitimat | 8 | 9 | 17 | 40 | 135 | 209 | 0 | 298 |
| 61 Kitimat | 7 | 10 | 10 | 43 | 117 | 187 | 2 | 291 |

| Voting Area (con tin ued) | Gerald Victor Amos ANP | Roger Colin Benham GP | Bob Erb BCM | Helmut Giesbrecht NDP | Roger Brendan Harris LIB | Total Valid Votes | Rejected Ballots | No. of Registered Voters |
|---|------------------------------|-----------------------------|-------------------|-----------------------------|--------------------------------|-------------------------|---------------------|--------------------------------|
| 62 Kitimat | 5 | 15 | 10 | 39 | 116 | 185 | 0 | 293 |
| 63 Kitimat | 3 | 6 | 23 | 39 | 86 | 157 | 0 | 260 |
| 64 Kitimat | 5 | 23 | 14 | 56 | 132 | 230 | 0 | 358 |
| 65 Kitimat | 7 | 10 | 13 | 28 | 88 | 146 | 2 | 256 |
| 66 Kitimat *2 | 11 | 12 | 10 | 48 | 113 | 194 | 4 | 308 |
| 67S Kitimat Cen tral *2 | - | - | - | - | - | - | - | 23 |
| 68 Kitimat | 2 | 12 | 15 | 49 | 62 | 140 | 0 | 231 |
| 69 Kitimat | 7 | 8 | 8 | 45 | 83 | 151 | 1 | 247 |
| 70 Kitimat | 4 | 17 | 17 | 26 | 129 | 193 | 2 | 284 |
| 71 Kitimat | 3 | 5 | 18 | 33 | 92 | 151 | 1 | 235 |
| 72 Kitimat | 8 | 24 | 25 | 35 | 132 | 224 | 0 | 327 |
| 73 Kitimat | 7 | 7 | 16 | 34 | 95 | 159 | 0 | 260 |
| 74 Kitimat | 6 | 3 | 18 | 21 | 78 | 126 | 1 | 226 |
| 75 Kitimat | 5 | 12 | 12 | 37 | 59 | 125 | 0 | 222 |
| 76 Kitimat | 2 | 11 | 5 | 30 | 61 | 109 | 0 | 195 |
| 77 Lakelse | 0 | 11 | 11 | 17 | 117 | 156 | 1 | 249 |
| 78 Lakelse | 1 | 10 | 8 | 13 | 130 | 162 | 0 | 237 |
| 79 Kitamaat Vil lage | 87 | 7 | 4 | 103 | 5 | 206 | 2 | 318 |
| 80 Kema no | 0 | 0 | 0 | 0 | 0 | 0 | 0 | 38 |
| SubTotals | 466 | 676 | 787 | 2,570 | 8,403 | 12,902 | 57 | 18,506 |
| S. 98 Mobiles | 1 | 3 | 1 | 10 | 26 | 41 | 2 | |
| S. 99 Ab sen tee - in ED | 3 | 3 | 8 | 15 | 35 | 64 | 2 | |
| S. 100 Ab sen tee - out of ED | 5 | 7 | 10 | 19 | 50 | 91 | 5 | |
| S. 101 Ab sen tee - Ad vance | 2 | 1 | 0 | 2 | 5 | 10 | 0 | |
| S. 104 Voting in DEO of fice | 2 | 5 | 4 | 18 | 86 | 115 | 1 | |
| S. 106 Voting by mail | 0 | 0 | 0 | 10 | 48 | 58 | 1 | |
| Grand Totals | 479 | 695 | 810 | 2,644 | 8,653 | 13,281 | 68 | 18,506 |
| % of Valid Votes | 3.61% | 5.23% | 6.10% | 19.91% | 65.15% | | | |

Summary:

| | | | |
|-----------------------------------|--------|--------|--------------------|
| Valid Votes - Gen eral & Ad vance | 12,902 | 97.15% | To tal Valid Votes |
| S. 98 Mobiles | 41 | 0.31% | To tal Valid Votes |
| S. 99 Ab sen tee - in ED | 64 | 0.47% | To tal Valid Votes |
| S. 100 Ab sen tee - out of ED | 91 | 0.69% | To tal Valid Votes |
| S. 101 Ab sen tee - Ad vance | 10 | 0.08% | To tal Valid Votes |
| S. 104 Voting in DEO of fice | 115 | 0.87% | To tal Valid Votes |
| S. 106 Voting by mail | 58 | 0.43% | To tal Valid Votes |

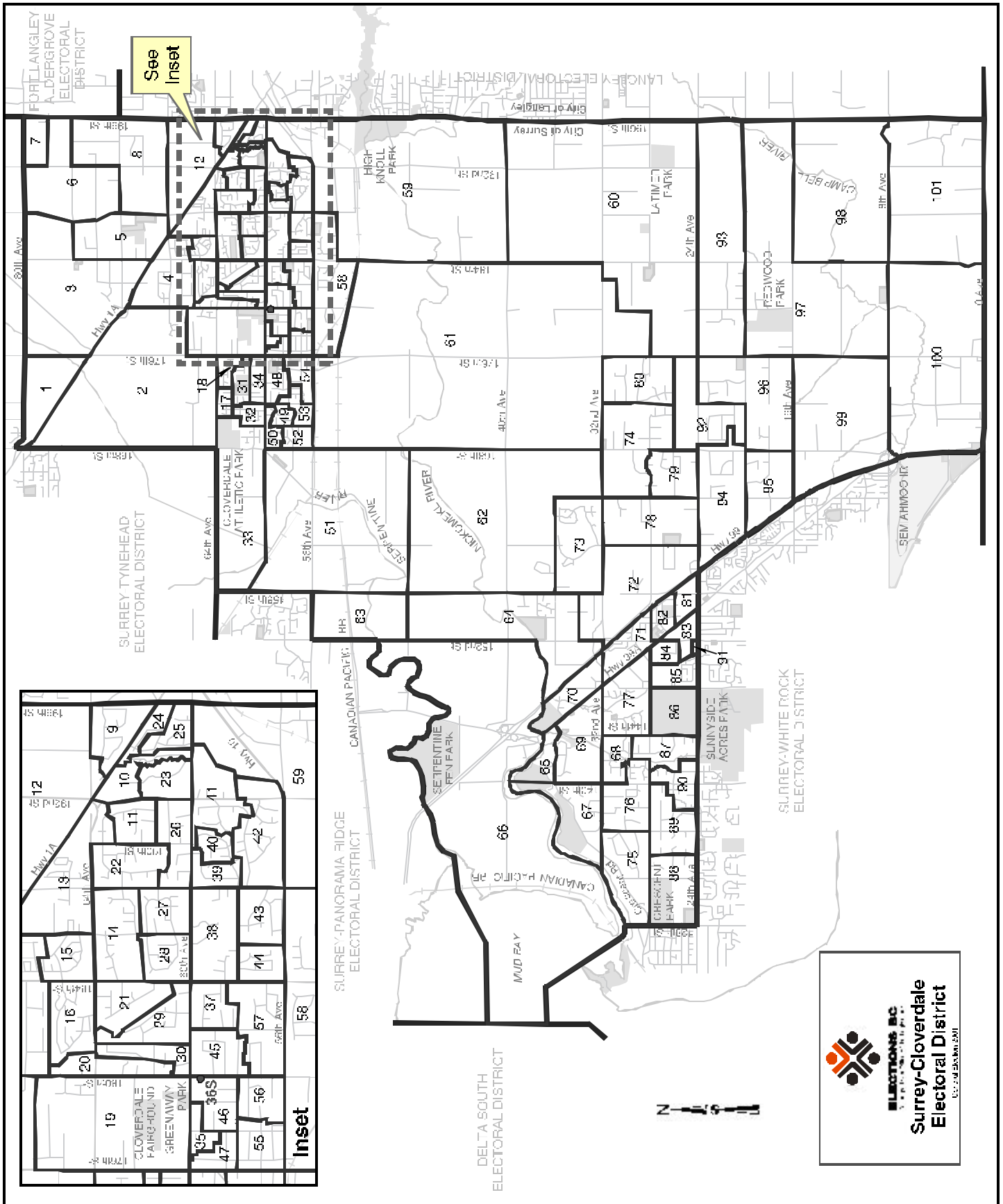
To tal Valid Votes 13,281

| | | | |
|------------------------------|--------|--------|--------------------|
| Rejected Ballots | 68 | 0.51% | Ballots Cast |
| Regis tered Voters Who Voted | 13,349 | 72.13% | Regis tered Voters |

Candidate Elected: Roger Brendan Har ris (LIB)

*1 Voting Areas 20S, 24S and 31S com bined

*2 Voting Areas 66 and 67S com bined



| | Steve Chitty GP | Jason Elliott BCM | Kevin Falcon LIB | George Hoytema UPBC | Bonnie McKinnon IND | Steve Oakley NDP | Total Valid Votes | Rejected Ballots | No. of Registered Voters |
|---|-----------------------|-------------------------|------------------------|---------------------------|---------------------------|------------------------|-------------------------|---------------------|--------------------------------|
| Advance Voting | | | | | | | | | |
| District Electoral Office | 50 | 6 | 502 | 59 | 64 | 86 | 767 | 0 | |
| Peace Por tal Alliance Church | 37 | 2 | 312 | 14 | 23 | 24 | 412 | 0 | |
| General Voting | | | | | | | | | |
| Voting Area | | | | | | | | | |
| 1 | 2 | 0 | 58 | 1 | 5 | 5 | 71 | 1 | 127 |
| 2 | 20 | 7 | 199 | 25 | 18 | 30 | 299 | 0 | 468 |
| 3 | 20 | 8 | 132 | 21 | 11 | 24 | 216 | 0 | 300 |
| 4 | 52 | 8 | 338 | 22 | 44 | 66 | 530 | 0 | 793 |
| 5 | 14 | 5 | 101 | 8 | 11 | 24 | 163 | 0 | 222 |
| 6 | 28 | 4 | 111 | 9 | 10 | 16 | 178 | 1 | 228 |
| 7 | 5 | 3 | 33 | 1 | 1 | 5 | 48 | 0 | 79 |
| 8 | 21 | 4 | 95 | 13 | 7 | 23 | 163 | 0 | 246 |
| 9 | 29 | 10 | 96 | 13 | 16 | 29 | 193 | 0 | 294 |
| 10 | 29 | 6 | 82 | 11 | 9 | 25 | 162 | 0 | 238 |
| 11 | 13 | 2 | 153 | 9 | 23 | 33 | 233 | 0 | 327 |
| 12 | 2 | 3 | 73 | 11 | 21 | 16 | 126 | 0 | 185 |
| 13 | 50 | 9 | 275 | 35 | 39 | 65 | 473 | 1 | 637 |
| 14 | 23 | 5 | 145 | 22 | 33 | 57 | 285 | 0 | 368 |
| 15 | 46 | 7 | 258 | 14 | 39 | 54 | 418 | 0 | 546 |
| 16 | 21 | 5 | 161 | 8 | 16 | 19 | 230 | 0 | 323 |
| 17 | 21 | 4 | 91 | 13 | 12 | 27 | 168 | 0 | 260 |
| 18 | 22 | 6 | 61 | 11 | 13 | 21 | 134 | 0 | 228 |
| 19 | 16 | 4 | 78 | 2 | 17 | 23 | 140 | 0 | 241 |
| 20 | 12 | 6 | 86 | 7 | 14 | 20 | 145 | 1 | 200 |
| 21 | 27 | 10 | 74 | 17 | 31 | 31 | 190 | 1 | 271 |
| 22 | 21 | 4 | 182 | 10 | 23 | 25 | 265 | 0 | 385 |
| 23 | 23 | 2 | 94 | 16 | 17 | 29 | 181 | 0 | 250 |
| 24 | 14 | 4 | 65 | 8 | 8 | 17 | 116 | 0 | 206 |
| 25 | 17 | 7 | 108 | 13 | 12 | 29 | 186 | 0 | 257 |
| 26 | 29 | 4 | 145 | 15 | 30 | 26 | 249 | 0 | 335 |
| 27 | 25 | 4 | 140 | 6 | 20 | 29 | 224 | 1 | 310 |
| 28 | 20 | 9 | 128 | 18 | 12 | 29 | 216 | 0 | 316 |
| 29 | 18 | 7 | 108 | 8 | 14 | 31 | 186 | 0 | 296 |
| 30 | 27 | 2 | 98 | 9 | 20 | 14 | 170 | 0 | 236 |
| 31 | 20 | 9 | 78 | 16 | 18 | 17 | 158 | 0 | 247 |
| 32 | 42 | 4 | 147 | 14 | 20 | 33 | 260 | 1 | 366 |
| 33 | 23 | 10 | 175 | 11 | 18 | 21 | 258 | 1 | 382 |
| 34 | 32 | 5 | 116 | 20 | 16 | 17 | 206 | 0 | 336 |
| 35 | 23 | 5 | 83 | 12 | 18 | 38 | 179 | 0 | 348 |
| 36S | 2 | 3 | 18 | 2 | 4 | 5 | 34 | 1 | 54 |
| 37 | 20 | 5 | 103 | 11 | 23 | 31 | 193 | 0 | 284 |
| 38 | 18 | 2 | 117 | 28 | 25 | 23 | 213 | 1 | 336 |
| 39 | 9 | 1 | 110 | 4 | 10 | 13 | 147 | 0 | 209 |
| 40 | 12 | 1 | 97 | 1 | 8 | 13 | 132 | 0 | 192 |
| 41 | 15 | 5 | 90 | 3 | 17 | 24 | 154 | 1 | 214 |
| 42 | 16 | 4 | 120 | 13 | 20 | 13 | 186 | 1 | 271 |
| 43 | 19 | 5 | 94 | 10 | 18 | 18 | 164 | 0 | 234 |
| 44 | 13 | 4 | 110 | 3 | 22 | 23 | 175 | 0 | 240 |
| 45 | 20 | 3 | 110 | 14 | 22 | 25 | 194 | 0 | 298 |
| 46 | 28 | 3 | 71 | 9 | 25 | 20 | 156 | 1 | 264 |
| 47 | 17 | 1 | 107 | 14 | 22 | 25 | 186 | 0 | 316 |
| 48 | 22 | 11 | 98 | 14 | 23 | 37 | 205 | 0 | 325 |
| 49 | 18 | 10 | 95 | 10 | 15 | 30 | 178 | 0 | 250 |
| 50 | 29 | 12 | 96 | 7 | 22 | 22 | 188 | 1 | 271 |
| 51 | 10 | 3 | 80 | 2 | 11 | 14 | 120 | 0 | 194 |
| 52 | 11 | 1 | 90 | 14 | 11 | 12 | 139 | 0 | 187 |
| 53 | 15 | 4 | 80 | 12 | 11 | 21 | 143 | 1 | 236 |
| 54 | 12 | 6 | 54 | 9 | 14 | 13 | 108 | 0 | 181 |
| 55 | 19 | 9 | 67 | 5 | 12 | 25 | 137 | 1 | 267 |
| 56 | 13 | 7 | 57 | 12 | 17 | 33 | 139 | 0 | 202 |
| 57 | 23 | 5 | 135 | 13 | 20 | 22 | 218 | 1 | 314 |
| 58 | 19 | 8 | 188 | 16 | 20 | 17 | 268 | 0 | 387 |
| 59 | 21 | 7 | 134 | 13 | 13 | 22 | 210 | 1 | 307 |
| 60 | 33 | 2 | 134 | 18 | 17 | 18 | 222 | 0 | 331 |
| 61 | 15 | 3 | 79 | 8 | 21 | 16 | 142 | 1 | 258 |

| Voting Area (continued) | Steve Chitty GP | Jason Elliott BCM | Kevin Falcon LIB | George Hoytema UPBC | Bonnie McKinnon IND | Steve Oakley NDP | Total Valid Votes | Rejected Ballots | No. of Registered Voters |
|---------------------------------------|--------------------|----------------------|---------------------|------------------------|------------------------|---------------------|----------------------|---------------------|--------------------------------|
| 62 *1 | 12 | 1 | 181 | 2 | 12 | 8 | 216 | 3 | 290 |
| 63 *1 | - | - | - | - | - | - | - | - | 21 |
| 64 | 20 | 3 | 189 | 11 | 16 | 11 | 250 | 1 | 347 |
| 65 | 8 | 6 | 126 | 3 | 11 | 6 | 160 | 0 | 232 |
| 66 | 9 | 3 | 54 | 7 | 8 | 18 | 99 | 0 | 159 |
| 67 | 11 | 1 | 88 | 3 | 7 | 12 | 122 | 3 | 183 |
| 68 | 10 | 3 | 145 | 5 | 12 | 9 | 184 | 0 | 295 |
| 69 | 26 | 3 | 138 | 9 | 7 | 14 | 197 | 0 | 256 |
| 70 | 17 | 3 | 170 | 6 | 10 | 25 | 231 | 0 | 326 |
| 71 | 55 | 2 | 192 | 14 | 12 | 28 | 303 | 1 | 435 |
| 72 | 39 | 5 | 165 | 11 | 18 | 24 | 262 | 2 | 378 |
| 73 | 13 | 1 | 391 | 16 | 16 | 8 | 445 | 0 | 593 |
| 74 | 26 | 7 | 147 | 13 | 17 | 15 | 225 | 0 | 309 |
| 75 | 26 | 5 | 160 | 6 | 12 | 8 | 217 | 0 | 314 |
| 76 | 17 | 11 | 229 | 8 | 16 | 11 | 292 | 0 | 406 |
| 77 | 27 | 2 | 243 | 12 | 17 | 22 | 323 | 0 | 475 |
| 78 | 15 | 2 | 83 | 4 | 8 | 12 | 124 | 1 | 178 |
| 79 | 9 | 2 | 97 | 1 | 11 | 11 | 131 | 1 | 197 |
| 80 | 14 | 2 | 173 | 6 | 16 | 25 | 236 | 0 | 342 |
| 81 | 25 | 3 | 147 | 9 | 17 | 36 | 237 | 0 | 357 |
| 82 | 44 | 4 | 135 | 15 | 13 | 21 | 232 | 1 | 327 |
| 83 | 17 | 0 | 200 | 8 | 14 | 26 | 265 | 1 | 385 |
| 84 | 19 | 2 | 240 | 9 | 8 | 26 | 304 | 1 | 450 |
| 85 | 19 | 0 | 177 | 4 | 8 | 12 | 220 | 3 | 357 |
| 86 | 0 | 0 | 0 | 0 | 0 | 0 | 0 | 0 | 0 |
| 87 | 12 | 2 | 111 | 7 | 4 | 18 | 154 | 0 | 231 |
| 88 | 34 | 1 | 130 | 6 | 18 | 32 | 221 | 0 | 329 |
| 89 | 10 | 6 | 122 | 8 | 9 | 15 | 170 | 2 | 240 |
| 90 | 6 | 3 | 117 | 3 | 12 | 12 | 153 | 0 | 219 |
| 91 | 2 | 0 | 19 | 0 | 4 | 3 | 28 | 0 | 40 |
| 92 | 22 | 2 | 149 | 8 | 18 | 24 | 223 | 0 | 308 |
| 93 | 19 | 4 | 112 | 16 | 20 | 16 | 187 | 0 | 306 |
| 94 | 19 | 6 | 118 | 9 | 9 | 12 | 173 | 0 | 255 |
| 95 | 24 | 5 | 84 | 8 | 9 | 18 | 148 | 0 | 205 |
| 96 | 20 | 5 | 140 | 9 | 26 | 25 | 225 | 0 | 313 |
| 97 | 44 | 7 | 103 | 9 | 17 | 27 | 207 | 0 | 291 |
| 98 | 17 | 3 | 70 | 7 | 17 | 16 | 130 | 1 | 201 |
| 99 | 26 | 4 | 48 | 3 | 5 | 8 | 94 | 0 | 135 |
| 100 | 41 | 7 | 138 | 11 | 8 | 29 | 234 | 0 | 340 |
| 101 | 16 | 0 | 103 | 8 | 10 | 3 | 140 | 0 | 186 |
| SubTotals | 2,133 | 451 | 13,149 | 1,081 | 1,638 | 2,259 | 20,711 | 38 | 28,684 |
| S. 98 Mobiles | 4 | 1 | 11 | 2 | 0 | 1 | 19 | 1 | |
| S. 99 Absentee - in ED | 33 | 21 | 161 | 7 | 6 | 23 | 251 | 8 | |
| S. 100 Absentee - out of ED | 22 | 6 | 74 | 5 | 6 | 17 | 130 | 26 | |
| S. 101 Absentee - Advance | 12 | 0 | 150 | 6 | 6 | 13 | 187 | 2 | |
| S. 104 Voting in DEO of fice. | 21 | 1 | 174 | 11 | 12 | 18 | 237 | 5 | |
| S. 106 Voting by mail | 2 | 1 | 20 | 0 | 1 | 2 | 26 | 2 | |
| Grand Totals | 2,227 | 481 | 13,739 | 1,112 | 1,669 | 2,333 | 21,561 | 82 | 28,684 |
| % of Valid Votes | 10.33% | 2.23% | 63.72% | 5.16% | 7.74% | 10.82% | | | |

(continued on next page)

Summary:

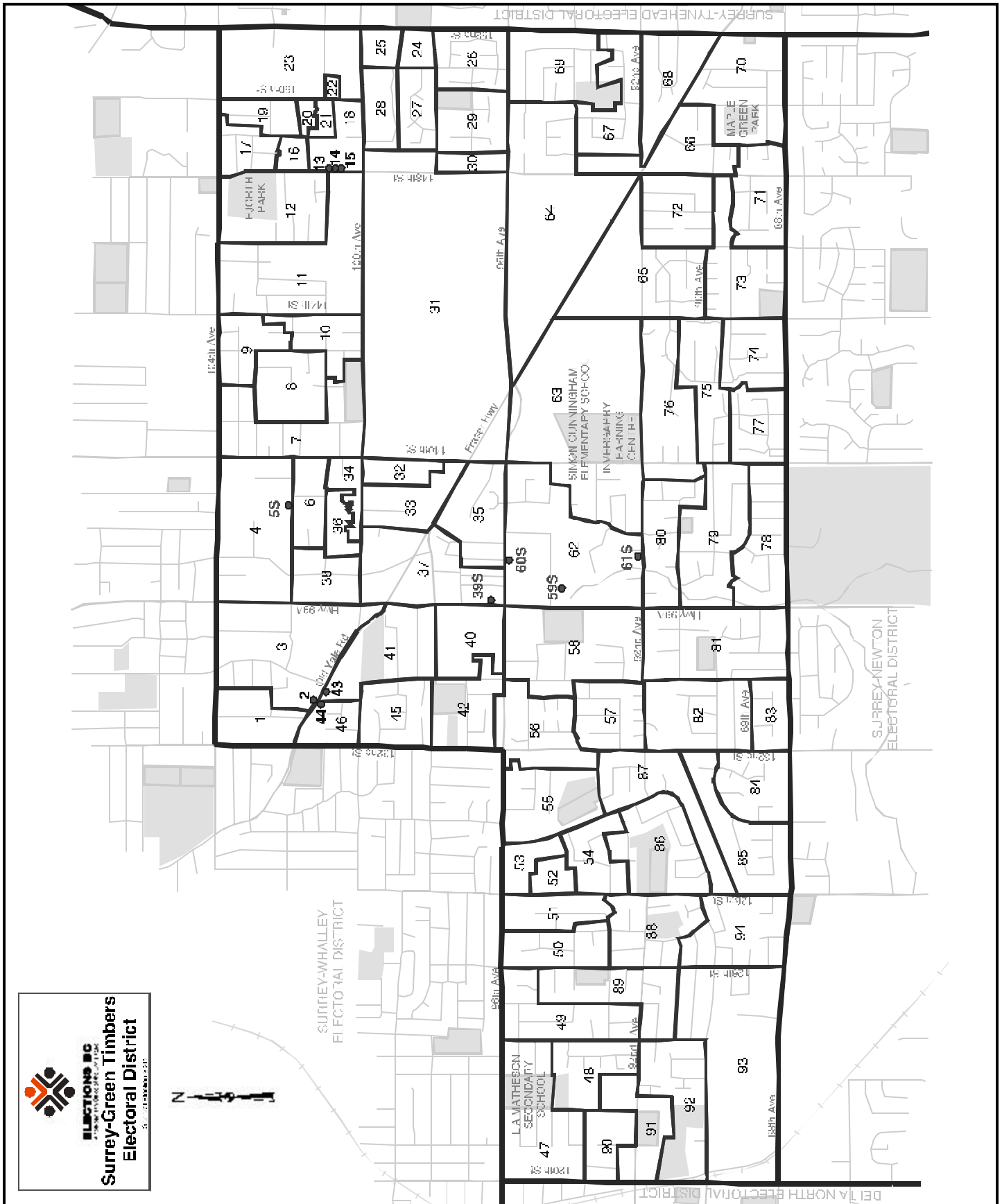
| | | | |
|---------------------------------|--------|--------|-------------------|
| Valid Votes - General & Advance | 20,711 | 96.06% | Total Valid Votes |
| S. 98 Mobiles | 19 | 0.09% | Total Valid Votes |
| S. 99 Absentee - in ED | 251 | 1.16% | Total Valid Votes |
| S. 100 Absentee - out of ED | 130 | 0.60% | Total Valid Votes |
| S. 101 Absentee - Advance | 187 | 0.87% | Total Valid Votes |
| S. 104 Voting in DEO of office | 237 | 1.10% | Total Valid Votes |
| S. 106 Voting by mail | 26 | 0.12% | Total Valid Votes |

Total Valid Votes 21,561

| | | | |
|-----------------------------|--------|--------|-------------------|
| Rejected Ballots | 82 | 0.38% | Ballots Cast |
| Registered Voters Who Voted | 21,643 | 75.45% | Registered Voters |

Candidate Elected: Kevin Falcon (LIB)

*1 Voting Areas 62 and 63 combined



| | Harjit Daudharia COMM | Sue Hammell NDP | Dennis Kalsi BCM | Brenda Locke LIB | Jim Paterson RP | C. Lewis Robinson UPBC | Total Valid Votes | Rejected Ballots | No. of Registered Voters |
|---|-----------------------------|-----------------------|------------------------|------------------------|-----------------------|------------------------------|-------------------------|---------------------|--------------------------------|
| Advance Voting | | | | | | | | | |
| North Surrey Recreation Centre. | 2 | 224 | 3 | 411 | 15 | 53 | 708 | 5 | |
| General Voting | | | | | | | | | |
| Voting Area | | | | | | | | | |
| 1 | 0 | 29 | 3 | 42 | 3 | 8 | 85 | 0 | 163 |
| 2 | 0 | 0 | 0 | 0 | 0 | 0 | 0 | 0 | 56 |
| 3 | 0 | 43 | 1 | 67 | 5 | 18 | 134 | 0 | 263 |
| 4 | 0 | 60 | 4 | 91 | 6 | 17 | 178 | 1 | 297 |
| 5S *1 | 1 | 23 | 4 | 65 | 6 | 5 | 104 | 5 | 129 |
| 6 | 2 | 67 | 2 | 105 | 4 | 25 | 205 | 0 | 347 |
| 7 | 2 | 66 | 10 | 77 | 5 | 18 | 178 | 0 | 303 |
| 8 | 1 | 53 | 4 | 100 | 2 | 14 | 174 | 2 | 290 |
| 9 | 0 | 54 | 10 | 62 | 4 | 4 | 134 | 1 | 260 |
| 10 *2 | 1 | 108 | 21 | 170 | 14 | 25 | 339 | 0 | 205 |
| 11 | 0 | 44 | 16 | 95 | 6 | 10 | 171 | 0 | 202 |
| 12 *2 | - | - | - | - | - | - | - | - | 190 |
| 13 | 0 | 0 | 0 | 0 | 0 | 0 | 0 | 0 | 0 |
| 14 | 0 | 26 | 7 | 64 | 2 | 13 | 112 | 1 | 162 |
| 15 | 0 | 0 | 0 | 0 | 0 | 0 | 0 | 0 | 0 |
| 16 | 0 | 43 | 2 | 108 | 3 | 7 | 163 | 0 | 263 |
| 17 | 1 | 34 | 7 | 81 | 11 | 10 | 144 | 1 | 247 |
| 18 | 2 | 43 | 8 | 85 | 8 | 14 | 160 | 0 | 288 |
| 19 | 0 | 34 | 4 | 45 | 2 | 6 | 91 | 0 | 173 |
| 20 | 0 | 15 | 0 | 26 | 3 | 2 | 46 | 1 | 91 |
| 21 | 0 | 23 | 5 | 35 | 4 | 13 | 80 | 1 | 124 |
| 22 | 0 | 30 | 0 | 108 | 3 | 20 | 161 | 2 | 238 |
| 23 | 0 | 23 | 2 | 55 | 6 | 17 | 103 | 0 | 232 |
| 24 | 1 | 46 | 0 | 65 | 7 | 17 | 136 | 2 | 189 |
| 25 | 0 | 38 | 4 | 75 | 7 | 13 | 137 | 0 | 244 |
| 26 | 0 | 78 | 9 | 103 | 14 | 13 | 217 | 4 | 295 |
| 27 | 1 | 69 | 1 | 79 | 1 | 11 | 162 | 2 | 244 |
| 28 | 0 | 60 | 6 | 100 | 4 | 14 | 184 | 0 | 268 |
| 29 | 1 | 36 | 6 | 90 | 3 | 10 | 146 | 0 | 228 |
| 30 | 0 | 65 | 8 | 138 | 6 | 21 | 238 | 0 | 344 |
| 31 | 0 | 57 | 2 | 110 | 4 | 9 | 182 | 2 | 265 |
| 32 | 2 | 39 | 7 | 81 | 7 | 12 | 148 | 1 | 336 |
| 33 | 0 | 33 | 7 | 66 | 2 | 3 | 111 | 0 | 217 |
| 34 | 0 | 28 | 3 | 65 | 3 | 7 | 106 | 1 | 205 |
| 35 | 0 | 59 | 11 | 59 | 8 | 11 | 148 | 1 | 262 |
| 36 | 2 | 41 | 8 | 92 | 4 | 19 | 166 | 0 | 304 |
| 37 | 1 | 33 | 8 | 65 | 4 | 6 | 117 | 1 | 275 |
| 38 | 3 | 31 | 3 | 45 | 8 | 10 | 100 | 0 | 185 |
| 39S *1 | - | - | - | - | - | - | - | - | 27 |
| 40 | 0 | 45 | 7 | 94 | 11 | 15 | 172 | 1 | 318 |
| 41 | 0 | 58 | 11 | 60 | 10 | 10 | 149 | 1 | 282 |
| 42 | 1 | 55 | 7 | 72 | 5 | 7 | 147 | 0 | 260 |
| 43 *3 | - | - | - | - | - | - | - | - | 171 |
| 44 *3 | 5 | 117 | 13 | 82 | 10 | 21 | 248 | 7 | 209 |
| 45 | 1 | 75 | 6 | 110 | 10 | 7 | 209 | 4 | 307 |
| 46 | 2 | 39 | 6 | 74 | 8 | 5 | 134 | 2 | 274 |
| 47 | 3 | 91 | 2 | 88 | 7 | 18 | 209 | 1 | 314 |
| 48 | 0 | 63 | 0 | 101 | 6 | 6 | 176 | 1 | 328 |
| 49 | 3 | 121 | 5 | 71 | 7 | 7 | 214 | 1 | 376 |
| 50 | 2 | 66 | 3 | 69 | 2 | 6 | 148 | 2 | 251 |
| 51 | 1 | 58 | 8 | 55 | 4 | 4 | 130 | 2 | 238 |
| 52 | 1 | 28 | 8 | 38 | 3 | 2 | 80 | 2 | 187 |
| 53 | 0 | 25 | 2 | 41 | 5 | 6 | 79 | 1 | 133 |
| 54 | 1 | 74 | 12 | 79 | 5 | 14 | 185 | 1 | 306 |
| 55 | 2 | 72 | 15 | 105 | 13 | 20 | 227 | 2 | 323 |
| 56 | 5 | 74 | 6 | 102 | 7 | 21 | 215 | 2 | 321 |
| 57 | 0 | 64 | 3 | 85 | 4 | 10 | 166 | 0 | 259 |
| 58 | 2 | 85 | 8 | 90 | 8 | 17 | 210 | 2 | 323 |
| 59S *4 | 2 | 29 | 4 | 48 | 9 | 10 | 102 | 1 | 60 |
| 60S *4 | - | - | - | - | - | - | - | - | 53 |
| 61S *3 | - | - | - | - | - | - | - | - | 26 |
| 62 | 0 | 53 | 12 | 90 | 9 | 12 | 176 | 2 | 298 |

| Voting Area (con tin ued) | Harjit Daudharia COMM | Sue Hammell NDP | Dennis Kalsi BCM | Brenda Locke LIB | Jim Paterson RP | C. Lewis Robinson UPBC | Total Valid Votes | Rejected Ballots | No. of Registered Voters |
|-------------------------------|-----------------------------|-----------------------|------------------------|------------------------|-----------------------|------------------------------|-------------------------|---------------------|--------------------------------|
| 63 | 1 | 75 | 7 | 66 | 1 | 13 | 163 | 1 | 267 |
| 64 | 1 | 44 | 2 | 108 | 8 | 18 | 181 | 0 | 260 |
| 65 | 2 | 96 | 11 | 137 | 10 | 19 | 275 | 4 | 293 |
| 66 | 1 | 60 | 5 | 87 | 5 | 16 | 174 | 0 | 249 |
| 67 | 3 | 38 | 7 | 109 | 8 | 19 | 184 | 1 | 296 |
| 68 | 0 | 53 | 3 | 65 | 10 | 18 | 149 | 1 | 182 |
| 69 | 1 | 84 | 6 | 90 | 2 | 6 | 189 | 0 | 329 |
| 70 | 1 | 60 | 7 | 105 | 13 | 12 | 198 | 0 | 345 |
| 71 | 1 | 45 | 10 | 78 | 10 | 8 | 152 | 1 | 292 |
| 72 | 0 | 35 | 14 | 79 | 4 | 11 | 143 | 1 | 246 |
| 73 | 1 | 73 | 5 | 100 | 7 | 18 | 204 | 1 | 340 |
| 74 | 0 | 65 | 5 | 94 | 4 | 5 | 173 | 0 | 292 |
| 75 | 2 | 119 | 1 | 63 | 1 | 2 | 188 | 3 | 353 |
| 76 | 0 | 67 | 4 | 70 | 7 | 11 | 159 | 1 | 250 |
| 77 | 0 | 79 | 9 | 75 | 4 | 8 | 175 | 2 | 285 |
| 78 | 0 | 64 | 7 | 104 | 9 | 11 | 195 | 0 | 289 |
| 79 | 1 | 84 | 11 | 95 | 6 | 9 | 206 | 0 | 336 |
| 80 | 2 | 122 | 6 | 69 | 9 | 17 | 225 | 4 | 420 |
| 81 | 2 | 85 | 4 | 54 | 4 | 6 | 155 | 1 | 306 |
| 82 | 0 | 74 | 8 | 88 | 6 | 11 | 187 | 1 | 304 |
| 83 | 3 | 96 | 2 | 30 | 0 | 1 | 132 | 0 | 261 |
| 84 | 1 | 54 | 8 | 66 | 6 | 7 | 142 | 0 | 235 |
| 85 | 0 | 63 | 5 | 94 | 4 | 11 | 177 | 0 | 270 |
| 86 | 2 | 80 | 5 | 83 | 11 | 12 | 193 | 0 | 304 |
| 87 | 1 | 72 | 1 | 66 | 4 | 8 | 152 | 2 | 259 |
| 88 | 3 | 76 | 3 | 63 | 6 | 5 | 156 | 2 | 256 |
| 89 | 3 | 97 | 8 | 71 | 1 | 6 | 186 | 1 | 275 |
| 90 | 2 | 103 | 4 | 106 | 13 | 16 | 244 | 2 | 351 |
| 91 | 0 | 60 | 5 | 96 | 5 | 20 | 186 | 0 | 284 |
| 92 | 2 | 78 | 6 | 87 | 4 | 12 | 189 | 1 | 306 |
| 93 | 3 | 75 | 2 | 59 | 3 | 5 | 147 | 0 | 246 |
| 94 | 1 | 67 | 7 | 80 | 3 | 9 | 167 | 2 | 282 |
| SubTotals | 94 | 5,390 | 522 | 7,316 | 525 | 1,043 | 14,890 | 99 | 23,291 |
| S. 98 Mobiles | 4 | 21 | 9 | 18 | 5 | 5 | 62 | 2 | |
| S. 99 Ab sen tee - in ED | 4 | 93 | 14 | 83 | 3 | 4 | 201 | 17 | |
| S. 100 Ab sen tee - out of ED | 1 | 39 | 14 | 40 | 5 | 9 | 108 | 19 | |
| S. 101 Ab sen tee - Ad vance. | 0 | 31 | 0 | 24 | 0 | 3 | 58 | 7 | |
| S. 104 Voting in DEO of fice. | 0 | 14 | 1 | 53 | 0 | 2 | 70 | 7 | |
| S. 106 Voting by mail | 0 | 4 | 1 | 5 | 0 | 1 | 11 | 0 | |
| Grand Totals | 103 | 5,592 | 561 | 7,539 | 538 | 1,067 | 15,400 | 151 | 23,291 |
| % of Valid Votes | 0.67% | 36.31% | 3.65% | 48.95% | 3.49% | 6.93% | | | |

(con tin ued on next page)

Summary:

| | | | |
|---------------------------------|--------|--------|-------------------|
| Valid Votes - General & Advance | 14,890 | 96.69% | Total Valid Votes |
| S. 98 Mables | 62 | 0.40% | Total Valid Votes |
| S. 99 Absentee - in ED | 201 | 1.31% | Total Valid Votes |
| S. 100 Absentee - out of ED | 108 | 0.70% | Total Valid Votes |
| S. 101 Absentee - Advance | 58 | 0.38% | Total Valid Votes |
| S. 104 Voting in DEO of fice | 70 | 0.45% | Total Valid Votes |
| S. 106 Voting by mail | 11 | 0.07% | Total Valid Votes |

Total Valid Votes 15,400

| | | | |
|-----------------------------|--------|--------|-------------------|
| Rejected Ballots | 151 | 0.98% | Ballots Cast |
| Registered Voters Who Voted | 15,551 | 66.77% | Registered Voters |

Candidate Elected: Brenda Locke (LIB)

*1 Voting Areas 5S and 39S combined

*2 Voting Areas 10 and 12 combined

*3 Voting Areas 43, 44 and 61S combined

*4 Voting Areas 59S and 60S combined

| | Tony Bhullar LIB | Margaret Bridgman RP | Param Grewal NDP | Paul Joshi UPBC | Stephen Kawamoto BCM | David Walters GP | Total Valid Votes | Rejected Ballots | No. of Registered Voters |
|------------------------------------|------------------------|----------------------------|------------------------|-----------------------|----------------------------|------------------------|-------------------------|---------------------|--------------------------------|
| Advance Voting | | | | | | | | | |
| Newton Fellowship Church | 343 | 26 | 213 | 26 | 8 | 53 | 669 | 1 | |
| General Voting | | | | | | | | | |
| Voting Area | | | | | | | | | |
| 1 | 83 | 7 | 64 | 8 | 2 | 37 | 201 | 0 | 309 |
| 2 | 51 | 1 | 80 | 1 | 2 | 9 | 144 | 2 | 259 |
| 3 | 66 | 4 | 31 | 10 | 8 | 23 | 142 | 1 | 243 |
| 4 | 53 | 3 | 21 | 8 | 4 | 20 | 109 | 1 | 197 |
| 5 | 70 | 6 | 65 | 2 | 3 | 25 | 171 | 1 | 238 |
| 5A | 89 | 6 | 49 | 4 | 4 | 26 | 178 | 0 | 269 |
| 6 | 99 | 2 | 59 | 6 | 2 | 17 | 185 | 0 | 290 |
| 6A | 112 | 9 | 61 | 4 | 6 | 30 | 222 | 0 | 320 |
| 7 | 87 | 6 | 45 | 0 | 3 | 29 | 170 | 1 | 271 |
| 8 | 93 | 9 | 34 | 6 | 4 | 22 | 168 | 3 | 264 |
| 9 | 119 | 5 | 31 | 6 | 6 | 13 | 180 | 0 | 281 |
| 10 | 99 | 6 | 51 | 10 | 3 | 17 | 186 | 0 | 292 |
| 10A | 83 | 4 | 57 | 9 | 4 | 18 | 175 | 3 | 285 |
| 11 | 75 | 14 | 37 | 5 | 9 | 25 | 165 | 2 | 278 |
| 12 | 68 | 5 | 27 | 5 | 4 | 23 | 132 | 1 | 203 |
| 12A | 85 | 1 | 74 | 3 | 6 | 6 | 175 | 4 | 320 |
| 13 | 160 | 4 | 17 | 7 | 3 | 12 | 203 | 0 | 291 |
| 14 | 59 | 8 | 50 | 8 | 4 | 10 | 139 | 0 | 208 |
| 15 | 131 | 4 | 56 | 7 | 1 | 16 | 215 | 0 | 322 |
| 15A | 83 | 6 | 30 | 6 | 1 | 21 | 147 | 0 | 219 |
| 16 | 77 | 4 | 26 | 4 | 6 | 14 | 131 | 0 | 230 |
| 17 | 107 | 12 | 46 | 8 | 2 | 38 | 213 | 0 | 396 |
| 18 | 53 | 9 | 26 | 2 | 4 | 12 | 106 | 0 | 196 |
| 19 | 77 | 1 | 89 | 0 | 2 | 11 | 180 | 0 | 292 |
| 20 | 71 | 6 | 35 | 6 | 1 | 21 | 140 | 7 | 221 |
| 21 | 41 | 0 | 41 | 11 | 5 | 11 | 109 | 0 | 189 |
| 22 | 82 | 5 | 93 | 2 | 6 | 10 | 198 | 1 | 312 |
| 23 | 77 | 4 | 53 | 3 | 4 | 11 | 152 | 0 | 295 |
| 24 | 104 | 8 | 44 | 5 | 8 | 42 | 211 | 0 | 307 |
| 25 | 110 | 13 | 47 | 12 | 11 | 60 | 253 | 0 | 420 |
| 25A | 59 | 1 | 20 | 6 | 4 | 33 | 123 | 0 | 209 |
| 26 | 107 | 7 | 88 | 8 | 4 | 17 | 231 | 1 | 369 |
| 27 | 93 | 6 | 45 | 6 | 3 | 27 | 180 | 1 | 327 |
| 28 | 89 | 6 | 47 | 8 | 3 | 19 | 172 | 1 | 295 |
| 29 | 50 | 4 | 51 | 0 | 4 | 19 | 128 | 0 | 204 |
| 30 | 41 | 2 | 38 | 3 | 1 | 5 | 90 | 1 | 190 |
| 31 | 31 | 2 | 24 | 2 | 1 | 3 | 63 | 1 | 121 |
| 32 | 28 | 3 | 25 | 4 | 2 | 7 | 69 | 0 | 123 |
| 33 | 88 | 4 | 68 | 3 | 2 | 11 | 176 | 0 | 344 |
| 34 | 54 | 2 | 68 | 5 | 6 | 26 | 161 | 3 | 287 |
| 35 | 80 | 8 | 41 | 7 | 2 | 29 | 167 | 0 | 269 |
| 36 | 82 | 6 | 51 | 5 | 11 | 20 | 175 | 1 | 275 |
| 37 | 78 | 8 | 36 | 6 | 6 | 34 | 168 | 1 | 258 |
| 38 | 152 | 15 | 62 | 23 | 6 | 18 | 276 | 0 | 468 |
| 39 | 157 | 4 | 50 | 12 | 3 | 31 | 257 | 0 | 406 |
| 40 | 77 | 4 | 17 | 16 | 5 | 18 | 137 | 0 | 245 |
| 41 | 80 | 4 | 33 | 12 | 6 | 25 | 160 | 1 | 280 |
| 42 | 64 | 7 | 51 | 2 | 3 | 30 | 157 | 0 | 284 |
| 43 | 55 | 6 | 39 | 1 | 1 | 23 | 125 | 1 | 240 |
| 44 * 1 | - | - | - | - | - | - | - | - | 33 |
| 45 * 1 | 21 | 0 | 22 | 1 | 1 | 10 | 55 | 2 | 101 |
| 46 | 29 | 0 | 28 | 1 | 3 | 12 | 73 | 0 | 119 |
| 47 | 51 | 5 | 29 | 2 | 0 | 7 | 94 | 0 | 155 |
| 48 | 45 | 4 | 41 | 0 | 1 | 3 | 94 | 0 | 169 |
| 49 | 93 | 0 | 78 | 4 | 4 | 19 | 198 | 0 | 396 |
| 50 | 113 | 5 | 92 | 8 | 8 | 12 | 238 | 2 | 442 |
| 51 | 110 | 1 | 97 | 4 | 3 | 13 | 228 | 1 | 387 |
| 52 | 59 | 2 | 78 | 0 | 6 | 9 | 154 | 0 | 291 |
| 53 | 101 | 5 | 66 | 18 | 11 | 53 | 254 | 2 | 449 |
| 54 | 40 | 3 | 27 | 8 | 3 | 18 | 99 | 0 | 190 |
| 54A | 56 | 6 | 20 | 7 | 2 | 25 | 116 | 0 | 189 |
| 55 | 82 | 7 | 38 | 2 | 3 | 27 | 159 | 0 | 274 |

| Voting Area (con tin ued) | Tony Bhullar LIB | Margaret Bridgman RP | Param Grewal NDP | Paul Joshi UPBC | Stephen Kawamoto BCM | David Walters GP | Total Valid Votes | Rejected Ballots | No. of Registered Voters |
|-------------------------------|------------------------|----------------------------|------------------------|-----------------------|----------------------------|------------------------|-------------------------|---------------------|--------------------------------|
| 56 | 69 | 6 | 23 | 5 | 7 | 19 | 129 | 3 | 213 |
| 57 | 160 | 7 | 45 | 16 | 5 | 27 | 260 | 0 | 374 |
| 58 | 295 | 17 | 112 | 18 | 7 | 46 | 495 | 0 | 745 |
| 59 | 80 | 11 | 54 | 7 | 7 | 29 | 188 | 1 | 267 |
| 59A | 16 | 0 | 19 | 0 | 1 | 9 | 45 | 0 | 81 |
| 60 | 82 | 5 | 32 | 10 | 14 | 12 | 155 | 1 | 243 |
| 61 | 64 | 2 | 28 | 6 | 1 | 25 | 126 | 0 | 244 |
| 62 | 62 | 5 | 30 | 1 | 1 | 31 | 130 | 0 | 265 |
| 63 | 56 | 8 | 40 | 9 | 2 | 14 | 129 | 0 | 214 |
| 64 | 61 | 4 | 79 | 8 | 6 | 18 | 176 | 2 | 317 |
| 65 | 85 | 4 | 34 | 6 | 4 | 21 | 154 | 3 | 221 |
| 66 | 62 | 3 | 30 | 9 | 3 | 18 | 125 | 0 | 194 |
| 67 | 97 | 4 | 67 | 8 | 8 | 38 | 222 | 1 | 435 |
| 68 | 84 | 5 | 59 | 0 | 1 | 12 | 161 | 0 | 277 |
| 69 * 2 | - | - | - | - | - | - | - | - | 231 |
| 70 * 2 | 65 | 5 | 56 | 5 | 6 | 20 | 157 | 0 | 47 |
| SubTotals | 6,510 | 421 | 3,830 | 486 | 327 | 1,624 | 13,198 | 58 | 20,974 |
| S. 98 Mobiles | 6 | 1 | 16 | 1 | 3 | 4 | 31 | 5 | |
| S. 99 Ab sen tee - in ED | 86 | 2 | 46 | 6 | 5 | 17 | 162 | 4 | |
| S. 100 Ab sen tee - out of ED | 58 | 4 | 22 | 3 | 11 | 17 | 115 | 21 | |
| S. 101 Ab sen tee - Ad vance | 35 | 1 | 14 | 1 | 2 | 6 | 59 | 3 | |
| S. 104 Voting in DEO of fice | 51 | 2 | 17 | 1 | 0 | 4 | 75 | 1 | |
| S. 106 Voting by mail | 4 | 0 | 4 | 0 | 0 | 1 | 9 | 0 | |
| Grand Totals | 6,750 | 431 | 3,949 | 498 | 348 | 1,673 | 13,649 | 92 | 20,974 |
| % of Valid Votes | 49.45% | 3.16% | 28.93% | 3.65% | 2.55% | 12.26% | | | |

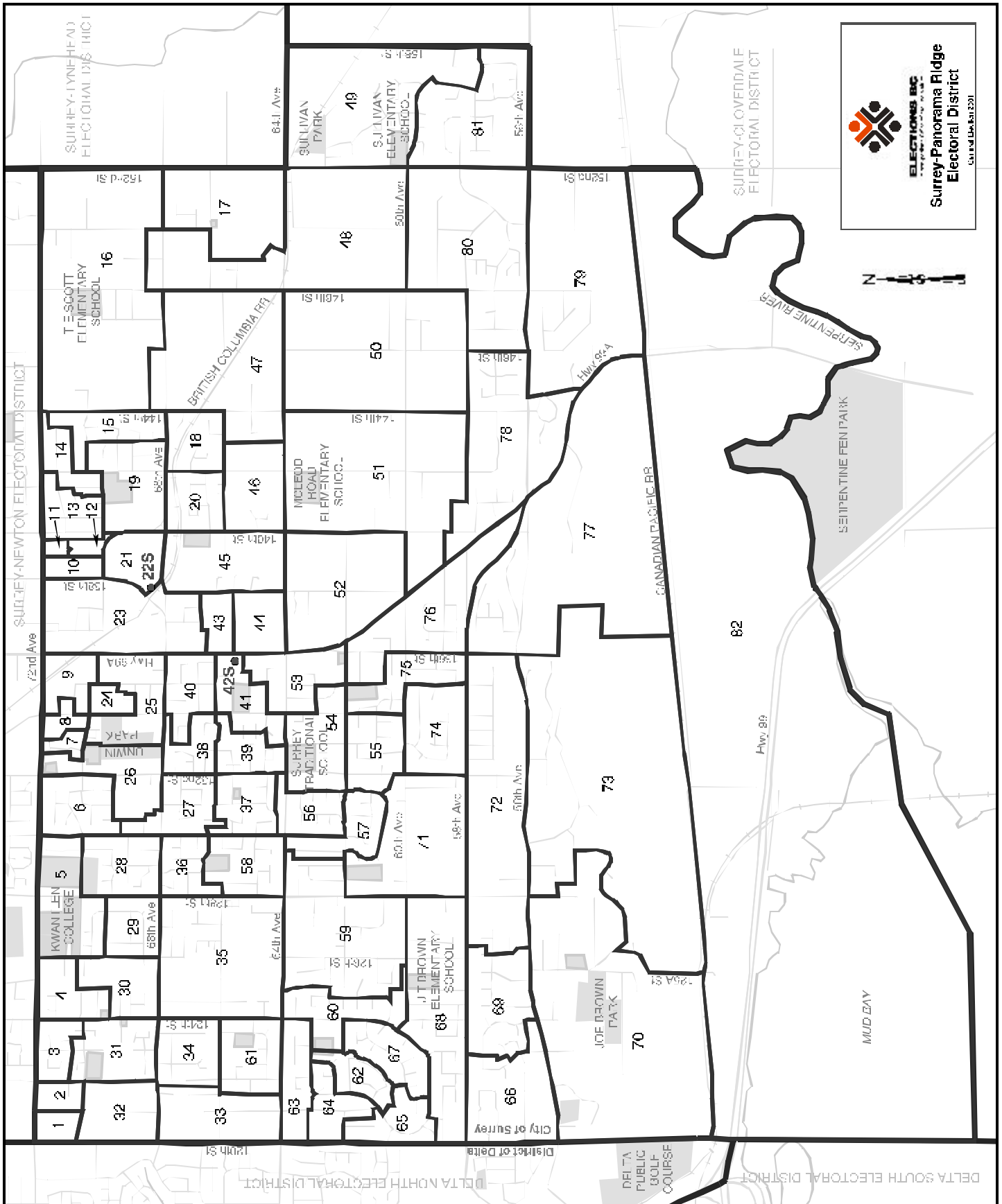
Summary:

| | | | |
|-----------------------------------|---------------|--------|---------------------|
| Valid Votes - Gen eral & Ad vance | 13,198 | 96.70% | To tal Valid Votes |
| S. 98 Mobiles | 31 | 0.23% | To tal Valid Votes |
| S. 99 Ab sen tee - in ED | 162 | 1.19% | To tal Valid Votes |
| S. 100 Ab sen tee - out of ED | 115 | 0.84% | To tal Valid Votes |
| S. 101 Ab sen tee - Ad vance | 59 | 0.43% | To tal Valid Votes |
| S. 104 Voting in DEO of fice | 75 | 0.55% | To tal Valid Votes |
| S. 106 Voting by mail | 9 | 0.06% | To tal Valid Votes |
| To tal Valid Votes | 13,649 | | |
| Rejected Ballots | 92 | 0.67% | Ballots Cast |
| Reg is tered Voters Who Voted | 13,741 | 65.51% | Reg is tered Voters |

Candidate Elected: Tony Bhullar (LIB)

*1 Voting Areas 44 and 45 com bined

*2 Voting Areas 69 and 70 com bined



| | Shirley Abraham RP | Sunny Athwal GP | Randy Caine BCM | Gulzar Cheema LIB | Bruce Ralston NDP | Heather Stilwell UPBC | Ed Weiland BCAP | Total Valid Votes | Rejected Ballots | No. of Registered Voters |
|--------------------------------------|--------------------------|-----------------------|-----------------------|-------------------------|-------------------------|-----------------------------|-----------------------|-------------------------|---------------------|--------------------------------|
| Advance Voting | | | | | | | | | | |
| Kwantlen University College. | 19 | 62 | 15 | 925 | 168 | 62 | 2 | 1,253 | 5 | |
| General Voting | | | | | | | | | | |
| Voting Area | | | | | | | | | | |
| 1 | 1 | 26 | 1 | 70 | 25 | 5 | 0 | 128 | 0 | 210 |
| 2 | 3 | 7 | 2 | 46 | 30 | 9 | 0 | 97 | 1 | 164 |
| 3 | 0 | 10 | 3 | 62 | 36 | 1 | 0 | 112 | 1 | 286 |
| 4 | 4 | 5 | 1 | 64 | 36 | 2 | 0 | 112 | 1 | 269 |
| 5 | 2 | 12 | 3 | 60 | 24 | 6 | 1 | 108 | 0 | 244 |
| 6 | 3 | 24 | 7 | 103 | 48 | 14 | 0 | 199 | 1 | 354 |
| 7 | 2 | 19 | 8 | 77 | 19 | 11 | 0 | 136 | 0 | 218 |
| 8 | 9 | 10 | 4 | 34 | 34 | 9 | 0 | 100 | 0 | 176 |
| 9 | 3 | 16 | 11 | 41 | 16 | 4 | 0 | 91 | 2 | 212 |
| 10 | 7 | 23 | 2 | 75 | 35 | 15 | 1 | 158 | 0 | 282 |
| 11 | 1 | 5 | 4 | 58 | 26 | 6 | 1 | 101 | 3 | 177 |
| 12 | 0 | 18 | 5 | 62 | 38 | 8 | 0 | 131 | 0 | 204 |
| 13 | 8 | 17 | 11 | 75 | 37 | 11 | 2 | 161 | 2 | 254 |
| 14 | 10 | 13 | 4 | 75 | 28 | 9 | 1 | 140 | 2 | 229 |
| 15 | 4 | 21 | 5 | 106 | 44 | 9 | 0 | 189 | 0 | 317 |
| 16 | 8 | 26 | 8 | 97 | 36 | 17 | 0 | 192 | 1 | 281 |
| 17 | 6 | 10 | 4 | 92 | 19 | 13 | 0 | 144 | 0 | 216 |
| 18 | 1 | 14 | 8 | 68 | 36 | 13 | 0 | 140 | 0 | 289 |
| 19 | 8 | 12 | 3 | 88 | 33 | 10 | 0 | 154 | 1 | 240 |
| 20 | 3 | 10 | 6 | 84 | 55 | 15 | 0 | 173 | 1 | 271 |
| 21 | 5 | 34 | 5 | 250 | 75 | 34 | 1 | 404 | 2 | 589 |
| 22S *1. | 2 | 9 | 2 | 32 | 19 | 6 | 0 | 70 | 1 | 117 |
| 23 | 1 | 11 | 5 | 58 | 35 | 11 | 0 | 121 | 0 | 215 |
| 24 | 5 | 14 | 3 | 31 | 10 | 8 | 1 | 72 | 1 | 143 |
| 25 | 2 | 10 | 3 | 63 | 21 | 17 | 0 | 116 | 0 | 209 |
| 26 | 5 | 11 | 1 | 69 | 25 | 9 | 1 | 121 | 1 | 230 |
| 27 | 9 | 16 | 8 | 107 | 31 | 25 | 0 | 196 | 0 | 317 |
| 28 | 6 | 12 | 7 | 72 | 47 | 15 | 0 | 159 | 1 | 326 |
| 29 | 0 | 8 | 1 | 76 | 34 | 2 | 0 | 121 | 0 | 377 |
| 30 | 0 | 2 | 4 | 45 | 19 | 2 | 0 | 72 | 5 | 231 |
| 31 | 0 | 12 | 1 | 105 | 71 | 1 | 0 | 190 | 3 | 418 |
| 32 | 2 | 24 | 2 | 104 | 46 | 22 | 2 | 202 | 0 | 329 |
| 33 | 6 | 31 | 8 | 157 | 80 | 18 | 1 | 301 | 0 | 473 |
| 34 | 2 | 9 | 7 | 112 | 71 | 1 | 2 | 204 | 0 | 375 |
| 35 | 4 | 22 | 6 | 236 | 98 | 8 | 3 | 377 | 1 | 756 |
| 36 | 4 | 20 | 7 | 106 | 45 | 17 | 1 | 200 | 0 | 294 |
| 37 | 10 | 18 | 3 | 98 | 28 | 20 | 2 | 179 | 0 | 270 |
| 38 | 8 | 9 | 7 | 62 | 35 | 6 | 0 | 127 | 0 | 236 |
| 39 | 5 | 14 | 5 | 86 | 33 | 15 | 0 | 158 | 0 | 287 |
| 40 | 7 | 20 | 6 | 78 | 38 | 6 | 4 | 159 | 0 | 254 |
| 41 | 7 | 12 | 6 | 71 | 29 | 21 | 1 | 147 | 0 | 251 |
| 42S *1. | - | - | - | - | - | - | - | - | - | 49 |
| 43 | 3 | 27 | 11 | 52 | 29 | 15 | 0 | 137 | 2 | 281 |
| 44 | 4 | 6 | 1 | 39 | 21 | 2 | 0 | 73 | 0 | 129 |
| 45 | 3 | 27 | 8 | 121 | 40 | 14 | 0 | 213 | 0 | 331 |
| 46 | 3 | 14 | 4 | 38 | 15 | 6 | 1 | 81 | 0 | 116 |
| 47 | 4 | 12 | 3 | 56 | 20 | 7 | 0 | 102 | 0 | 155 |
| 48 | 4 | 4 | 4 | 61 | 34 | 16 | 0 | 123 | 1 | 220 |
| 49 | 2 | 22 | 4 | 130 | 27 | 22 | 1 | 208 | 0 | 263 |
| 50 | 5 | 16 | 7 | 73 | 19 | 12 | 2 | 134 | 0 | 212 |
| 51 | 6 | 14 | 4 | 60 | 25 | 16 | 2 | 127 | 2 | 197 |
| 52 | 5 | 10 | 6 | 74 | 22 | 12 | 0 | 129 | 0 | 222 |
| 53 | 4 | 23 | 4 | 60 | 28 | 16 | 1 | 136 | 0 | 256 |
| 54 | 4 | 25 | 10 | 61 | 37 | 17 | 0 | 154 | 0 | 229 |
| 55 | 3 | 14 | 1 | 122 | 53 | 18 | 1 | 212 | 2 | 350 |
| 56 | 6 | 17 | 1 | 90 | 25 | 9 | 2 | 150 | 0 | 254 |
| 57 | 9 | 18 | 8 | 107 | 54 | 13 | 0 | 209 | 2 | 306 |
| 58 | 6 | 12 | 6 | 124 | 65 | 11 | 1 | 225 | 3 | 384 |
| 59 | 7 | 33 | 7 | 219 | 89 | 20 | 0 | 375 | 2 | 717 |
| 60 | 3 | 22 | 2 | 173 | 25 | 14 | 0 | 239 | 1 | 319 |
| 61 | 1 | 10 | 8 | 97 | 63 | 8 | 0 | 187 | 6 | 349 |
| 62 | 1 | 15 | 1 | 142 | 33 | 14 | 0 | 206 | 1 | 308 |

| Voting Area (continued) | Shirley Abraham RP | Sunny Athwal GP | Randy Caine BCM | Gulzar Cheema LIB | Bruce Ralston NDP | Heather Stilwell UPBC | Ed Weiland BCAP | Total Valid Votes | Rejected Ballots | No. of Registered Voters |
|-----------------------------|--------------------------|-----------------------|-----------------------|-------------------------|-------------------------|-----------------------------|-----------------------|-------------------------|---------------------|--------------------------------|
| 63 | 4 | 20 | 1 | 171 | 44 | 22 | 1 | 263 | 3 | 410 |
| 64 | 3 | 17 | 2 | 176 | 29 | 7 | 0 | 234 | 1 | 345 |
| 65 | 2 | 10 | 7 | 141 | 38 | 12 | 2 | 212 | 1 | 304 |
| 66 | 2 | 12 | 7 | 92 | 24 | 4 | 1 | 142 | 0 | 215 |
| 67 | 6 | 15 | 4 | 159 | 32 | 17 | 0 | 233 | 1 | 322 |
| 68 | 10 | 21 | 4 | 228 | 48 | 27 | 1 | 339 | 0 | 514 |
| 69 | 3 | 18 | 1 | 134 | 22 | 16 | 0 | 194 | 0 | 273 |
| 70 | 12 | 20 | 5 | 178 | 36 | 21 | 0 | 272 | 0 | 360 |
| 71 | 5 | 13 | 8 | 78 | 38 | 11 | 0 | 153 | 0 | 265 |
| 72 | 2 | 22 | 5 | 123 | 29 | 19 | 1 | 201 | 0 | 319 |
| 73 | 6 | 18 | 10 | 194 | 25 | 20 | 1 | 274 | 0 | 379 |
| 74 | 1 | 17 | 4 | 128 | 44 | 9 | 0 | 203 | 0 | 309 |
| 75 | 2 | 10 | 1 | 71 | 40 | 16 | 0 | 140 | 0 | 243 |
| 76 | 20 | 15 | 5 | 140 | 57 | 12 | 2 | 251 | 2 | 423 |
| 77 | 7 | 10 | 5 | 125 | 21 | 19 | 1 | 188 | 0 | 268 |
| 78 | 7 | 12 | 4 | 124 | 39 | 10 | 0 | 196 | 1 | 290 |
| 79 | 3 | 13 | 0 | 66 | 13 | 3 | 0 | 98 | 0 | 158 |
| 80 | 9 | 59 | 11 | 295 | 49 | 26 | 0 | 449 | 1 | 696 |
| 81 *2. | 6 | 24 | 7 | 220 | 22 | 22 | 0 | 301 | 1 | 392 |
| 82 *2. | - | - | - | - | - | - | - | - | - | 31 |
| SubTotals | 385 | 1,365 | 403 | 9,122 | 3,087 | 1,068 | 48 | 15,478 | 69 | 23,753 |
| S. 98 Mobiles | 1 | 4 | 4 | 6 | 7 | 1 | 0 | 23 | 1 | |
| S. 99 Absentee - in ED | 11 | 50 | 13 | 290 | 96 | 31 | 0 | 491 | 29 | |
| S. 100 Absentee - out of ED | 3 | 12 | 2 | 42 | 18 | 12 | 2 | 91 | 21 | |
| S. 101 Absentee - Advance | 8 | 1 | 0 | 44 | 12 | 7 | 0 | 72 | 3 | |
| S. 104 Voting in DEO office | 0 | 5 | 2 | 84 | 20 | 4 | 0 | 115 | 4 | |
| S. 106 Voting by mail | 0 | 0 | 0 | 2 | 0 | 0 | 0 | 2 | 1 | |
| Grand Totals | 408 | 1,437 | 424 | 9,590 | 3,240 | 1,123 | 50 | 16,272 | 128 | 23,753 |
| % of Valid Votes | 2.51% | 8.83% | 2.61% | 58.94% | 19.91% | 6.90% | 0.30% | | | |

Summary:

| | | | |
|---------------------------------|--------|--------|-------------------|
| Valid Votes - General & Advance | 15,478 | 95.12% | Total Valid Votes |
| S. 98 Mobiles | 23 | 0.14% | Total Valid Votes |
| S. 99 Absentee - in ED | 491 | 3.02% | Total Valid Votes |
| S. 100 Absentee - out of ED | 91 | 0.56% | Total Valid Votes |
| S. 101 Absentee - Advance | 72 | 0.44% | Total Valid Votes |
| S. 104 Voting in DEO office | 115 | 0.71% | Total Valid Votes |
| S. 106 Voting by mail | 2 | 0.01% | Total Valid Votes |


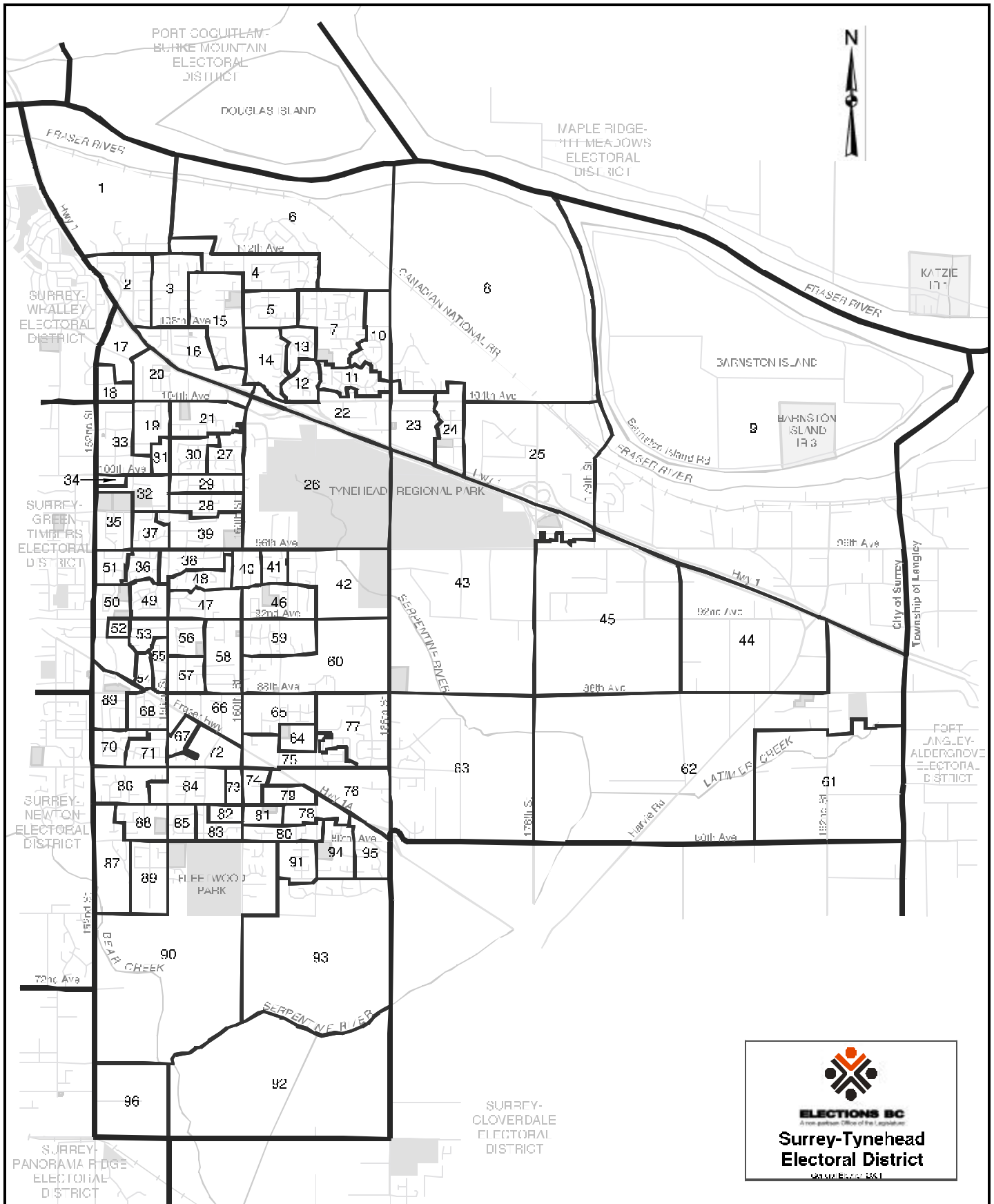
Total Valid Votes 16,272

| | | | |
|-----------------------------|--------|--------|-------------------|
| Rejected Ballots | 128 | 0.79% | Ballots Cast |
| Registered Voters Who Voted | 16,400 | 69.04% | Registered Voters |

Candidate Elected: Gulzar Cheema (LIB)

*1 Voting Areas 22S and 42S combined

*2 Voting Areas 81 and 82 combined



| | Barry Bell NDP | Mandir Benipal IND | Don Briere BCM | Marilyn Collins IND | Enoch Ephraimson RP | Dave Hayer LIB | Joel Macht GP | Bill Stilwell UPBC | Total Valid Votes | Rejected Ballots | No. of Registered Voters |
|--------------------------------------|----------------------|--------------------------|----------------------|---------------------------|---------------------------|----------------------|---------------------|--------------------------|-------------------------|---------------------|--------------------------------|
| Advance Voting | | | | | | | | | | | |
| Fleetwood Community Centre | 137 | 0 | 17 | 43 | 15 | 852 | 68 | 91 | 1,223 | 4 | |
| General Voting | | | | | | | | | | | |
| Voting Area | | | | | | | | | | | |
| 1 | 26 | 0 | 4 | 7 | 2 | 83 | 20 | 7 | 149 | 0 | 258 |
| 2 | 57 | 0 | 1 | 11 | 5 | 146 | 25 | 15 | 260 | 0 | 362 |
| 3 | 43 | 0 | 8 | 9 | 1 | 152 | 16 | 5 | 234 | 0 | 320 |
| 4 | 46 | 0 | 8 | 26 | 7 | 279 | 30 | 30 | 426 | 1 | 597 |
| 5 | 23 | 1 | 2 | 17 | 3 | 135 | 12 | 14 | 207 | 1 | 322 |
| 6 | 10 | 0 | 3 | 11 | 0 | 135 | 8 | 4 | 171 | 2 | 225 |
| 7 | 18 | 1 | 5 | 14 | 6 | 250 | 20 | 19 | 333 | 1 | 505 |
| 8 | 19 | 0 | 2 | 19 | 2 | 145 | 6 | 21 | 214 | 0 | 323 |
| 9 | 21 | 0 | 10 | 8 | 2 | 141 | 17 | 19 | 218 | 0 | 320 |
| 10 | 19 | 0 | 2 | 7 | 5 | 135 | 5 | 13 | 186 | 0 | 245 |
| 11 | 22 | 0 | 3 | 28 | 1 | 166 | 15 | 13 | 248 | 1 | 345 |
| 12 | 11 | 0 | 1 | 25 | 0 | 117 | 12 | 11 | 177 | 0 | 261 |
| 13 | 21 | 0 | 2 | 15 | 0 | 128 | 11 | 15 | 192 | 1 | 262 |
| 14 | 19 | 0 | 1 | 16 | 2 | 101 | 15 | 4 | 158 | 4 | 229 |
| 15 | 20 | 0 | 6 | 14 | 4 | 148 | 26 | 9 | 227 | 1 | 340 |
| 16 | 49 | 1 | 6 | 18 | 2 | 118 | 23 | 7 | 224 | 0 | 332 |
| 17 | 45 | 0 | 7 | 10 | 7 | 151 | 36 | 12 | 268 | 0 | 464 |
| 18 | 55 | 0 | 4 | 6 | 5 | 113 | 38 | 11 | 232 | 2 | 381 |
| 19 | 37 | 1 | 5 | 4 | 7 | 127 | 29 | 12 | 222 | 0 | 362 |
| 20 | 35 | 0 | 3 | 5 | 4 | 65 | 19 | 10 | 141 | 2 | 262 |
| 21 | 38 | 0 | 4 | 9 | 3 | 109 | 18 | 15 | 196 | 0 | 307 |
| 22 | 25 | 0 | 2 | 5 | 1 | 85 | 8 | 10 | 136 | 0 | 205 |
| 23 | 22 | 0 | 1 | 9 | 2 | 122 | 11 | 12 | 179 | 0 | 243 |
| 24 | 6 | 0 | 2 | 6 | 3 | 165 | 6 | 17 | 205 | 1 | 269 |
| 25 | 19 | 0 | 6 | 3 | 5 | 112 | 11 | 23 | 179 | 0 | 266 |
| 26 | 39 | 1 | 4 | 2 | 1 | 91 | 28 | 10 | 176 | 1 | 295 |
| 27 | 33 | 0 | 0 | 13 | 4 | 84 | 19 | 14 | 167 | 0 | 262 |
| 28 | 29 | 0 | 3 | 21 | 2 | 115 | 21 | 9 | 200 | 0 | 309 |
| 29 | 24 | 2 | 2 | 3 | 1 | 97 | 17 | 7 | 153 | 3 | 285 |
| 30 | 41 | 1 | 4 | 5 | 0 | 111 | 18 | 8 | 188 | 0 | 314 |
| 31 | 46 | 0 | 4 | 8 | 4 | 109 | 27 | 14 | 212 | 1 | 351 |
| 32 | 27 | 0 | 5 | 3 | 4 | 84 | 17 | 10 | 150 | 0 | 237 |
| 33 | 24 | 0 | 1 | 6 | 0 | 84 | 19 | 6 | 140 | 1 | 219 |
| 34 | 15 | 0 | 1 | 2 | 0 | 38 | 9 | 3 | 68 | 0 | 154 |
| 35 | 41 | 2 | 7 | 7 | 1 | 105 | 14 | 10 | 187 | 0 | 323 |
| 36 | 32 | 0 | 10 | 6 | 0 | 115 | 21 | 13 | 197 | 1 | 279 |
| 37 | 31 | 1 | 2 | 6 | 1 | 121 | 28 | 7 | 197 | 0 | 287 |
| 38 | 37 | 1 | 3 | 3 | 2 | 101 | 23 | 10 | 180 | 1 | 291 |
| 39 | 61 | 5 | 8 | 9 | 5 | 110 | 37 | 14 | 249 | 0 | 406 |
| 40 | 23 | 0 | 3 | 1 | 5 | 82 | 3 | 8 | 125 | 0 | 189 |
| 41 | 19 | 0 | 0 | 7 | 2 | 67 | 13 | 8 | 116 | 0 | 184 |
| 42 | 27 | 0 | 1 | 6 | 3 | 126 | 14 | 5 | 182 | 0 | 280 |
| 43 | 25 | 0 | 3 | 14 | 6 | 100 | 25 | 10 | 183 | 0 | 321 |
| 44 | 18 | 0 | 8 | 8 | 3 | 118 | 23 | 19 | 197 | 0 | 272 |
| 45 | 39 | 0 | 12 | 17 | 2 | 132 | 23 | 15 | 240 | 0 | 265 |
| 46 | 13 | 0 | 2 | 11 | 2 | 127 | 13 | 11 | 179 | 1 | 294 |
| 47 | 31 | 0 | 2 | 4 | 2 | 108 | 10 | 3 | 160 | 3 | 265 |
| 48 | 24 | 0 | 4 | 9 | 2 | 116 | 17 | 5 | 177 | 1 | 291 |
| 49 | 29 | 0 | 5 | 19 | 1 | 107 | 16 | 8 | 185 | 0 | 271 |
| 50 | 51 | 1 | 2 | 4 | 3 | 129 | 28 | 11 | 229 | 3 | 340 |
| 51 | 35 | 2 | 0 | 5 | 6 | 113 | 14 | 5 | 180 | 2 | 279 |
| 52 | 42 | 0 | 1 | 8 | 0 | 99 | 17 | 10 | 177 | 0 | 240 |
| 53 | 37 | 0 | 4 | 3 | 1 | 85 | 9 | 3 | 142 | 0 | 235 |
| 54 | 25 | 1 | 4 | 1 | 2 | 67 | 13 | 6 | 119 | 0 | 156 |
| 55 | 18 | 0 | 4 | 1 | 2 | 62 | 18 | 5 | 110 | 0 | 207 |
| 56 | 21 | 1 | 2 | 1 | 1 | 92 | 18 | 6 | 142 | 0 | 211 |
| 57 | 43 | 4 | 5 | 16 | 1 | 113 | 20 | 19 | 221 | 3 | 341 |
| 58 | 56 | 2 | 5 | 20 | 3 | 147 | 15 | 18 | 266 | 2 | 415 |
| 59 | 38 | 0 | 2 | 14 | 2 | 126 | 18 | 28 | 228 | 0 | 360 |
| 60 | 27 | 0 | 3 | 3 | 0 | 103 | 13 | 21 | 170 | 3 | 280 |
| 61 | 16 | 0 | 1 | 2 | 1 | 52 | 18 | 14 | 104 | 1 | 167 |
| 62 | 18 | 0 | 5 | 16 | 5 | 120 | 20 | 19 | 203 | 0 | 295 |

**Surrey-Tynehead Electoral District
Voting Results**

State ment of Votes
Elections British Columbia

| Voting Area (continued) | Barry Bell NDP | Mandir Benipal IND | Don Briere BCM | Marilyn Collins IND | Enoch Ephraimson RP | Dave Hayer LIB | Joel Macht GP | Bill Stilwell UPBC | Total Valid Votes | Rejected Ballots | No. of Registered Voters |
|-----------------------------|----------------------|--------------------------|----------------------|---------------------------|---------------------------|----------------------|---------------------|--------------------------|-------------------------|---------------------|--------------------------------|
| 63 | 45 | 2 | 3 | 35 | 6 | 261 | 41 | 17 | 410 | 0 | 639 |
| 64 | 42 | 0 | 0 | 2 | 2 | 152 | 21 | 11 | 230 | 0 | 341 |
| 65 | 35 | 0 | 8 | 6 | 1 | 134 | 17 | 16 | 217 | 0 | 334 |
| 66 | 23 | 0 | 5 | 0 | 0 | 55 | 20 | 7 | 110 | 0 | 213 |
| 67 | 38 | 0 | 1 | 9 | 3 | 61 | 17 | 19 | 148 | 0 | 224 |
| 68 | 41 | 0 | 11 | 5 | 0 | 78 | 17 | 14 | 166 | 1 | 241 |
| 69 | 23 | 0 | 5 | 10 | 3 | 94 | 24 | 11 | 170 | 0 | 252 |
| 70 | 27 | 0 | 1 | 3 | 3 | 101 | 17 | 20 | 172 | 1 | 270 |
| 71 | 36 | 0 | 4 | 10 | 3 | 91 | 29 | 15 | 188 | 0 | 295 |
| 72 | 51 | 1 | 1 | 7 | 4 | 153 | 21 | 15 | 253 | 0 | 418 |
| 73 | 13 | 0 | 2 | 4 | 0 | 66 | 11 | 1 | 97 | 0 | 144 |
| 74 | 23 | 0 | 5 | 6 | 1 | 80 | 17 | 11 | 143 | 0 | 233 |
| 75 | 46 | 1 | 5 | 6 | 2 | 154 | 20 | 17 | 251 | 0 | 400 |
| 76 | 10 | 0 | 2 | 0 | 6 | 40 | 10 | 7 | 75 | 0 | 119 |
| 77 | 48 | 0 | 10 | 18 | 7 | 297 | 34 | 27 | 441 | 0 | 643 |
| 78 | 21 | 0 | 3 | 10 | 4 | 79 | 10 | 10 | 137 | 0 | 194 |
| 79 | 39 | 0 | 3 | 16 | 3 | 139 | 36 | 18 | 254 | 0 | 344 |
| 80 | 28 | 0 | 2 | 7 | 2 | 79 | 22 | 4 | 144 | 2 | 237 |
| 81 | 15 | 0 | 0 | 9 | 4 | 96 | 23 | 12 | 159 | 0 | 234 |
| 82 | 15 | 0 | 2 | 5 | 1 | 93 | 16 | 6 | 138 | 0 | 205 |
| 83 | 38 | 0 | 3 | 5 | 1 | 80 | 12 | 12 | 151 | 2 | 263 |
| 84 | 59 | 2 | 3 | 4 | 7 | 146 | 15 | 11 | 247 | 2 | 412 |
| 85 | 39 | 0 | 2 | 5 | 3 | 76 | 14 | 7 | 146 | 1 | 260 |
| 86 | 51 | 3 | 2 | 4 | 1 | 151 | 12 | 3 | 227 | 3 | 384 |
| 87 | 14 | 0 | 1 | 1 | 2 | 116 | 13 | 7 | 154 | 0 | 250 |
| 88 | 28 | 0 | 3 | 7 | 0 | 139 | 21 | 14 | 212 | 1 | 301 |
| 89 | 63 | 2 | 4 | 4 | 3 | 127 | 22 | 8 | 233 | 1 | 351 |
| 90 | 36 | 2 | 7 | 12 | 4 | 150 | 34 | 19 | 264 | 0 | 410 |
| 91 | 24 | 0 | 3 | 7 | 1 | 140 | 16 | 9 | 200 | 1 | 252 |
| 92 *1 | - | - | - | - | - | - | - | - | - | - | 17 |
| 93 | 10 | 0 | 4 | 4 | 1 | 171 | 13 | 4 | 207 | 0 | 287 |
| 94 | 32 | 0 | 4 | 7 | 2 | 116 | 9 | 16 | 186 | 1 | 251 |
| 95 | 40 | 1 | 11 | 9 | 2 | 131 | 22 | 25 | 241 | 0 | 327 |
| 96 *1 | 6 | 0 | 3 | 2 | 0 | 19 | 2 | 2 | 34 | 0 | 34 |
| SubTotals | 3,057 | 42 | 370 | 868 | 256 | 11,901 | 1,809 | 1,206 | 19,509 | 64 | 27,954 |
| S. 98 Mobiles | 3 | 0 | 1 | 0 | 1 | 12 | 1 | 1 | 19 | 2 | |
| S. 99 Absentee - in ED | 51 | 6 | 10 | 4 | 6 | 164 | 30 | 15 | 286 | 9 | |
| S. 100 Absentee - out of ED | 21 | 2 | 2 | 5 | 0 | 45 | 14 | 6 | 95 | 6 | |
| S. 101 Absentee - Advance | 5 | 0 | 2 | 2 | 0 | 26 | 6 | 1 | 42 | 7 | |
| S. 104 Voting in DEO office | 21 | 0 | 0 | 1 | 2 | 90 | 16 | 5 | 135 | 7 | |
| S. 106 Voting by mail | 1 | 0 | 0 | 0 | 0 | 14 | 0 | 0 | 15 | 0 | |
| Grand Totals | 3,159 | 50 | 385 | 880 | 265 | 12,252 | 1,876 | 1,234 | 20,101 | 95 | 27,954 |
| % of Valid Votes | 15.72% | 0.25% | 1.92% | 4.38% | 1.31% | 60.95 % | 9.33% | 6.14% | | | |

(continued on next page)

Summary:

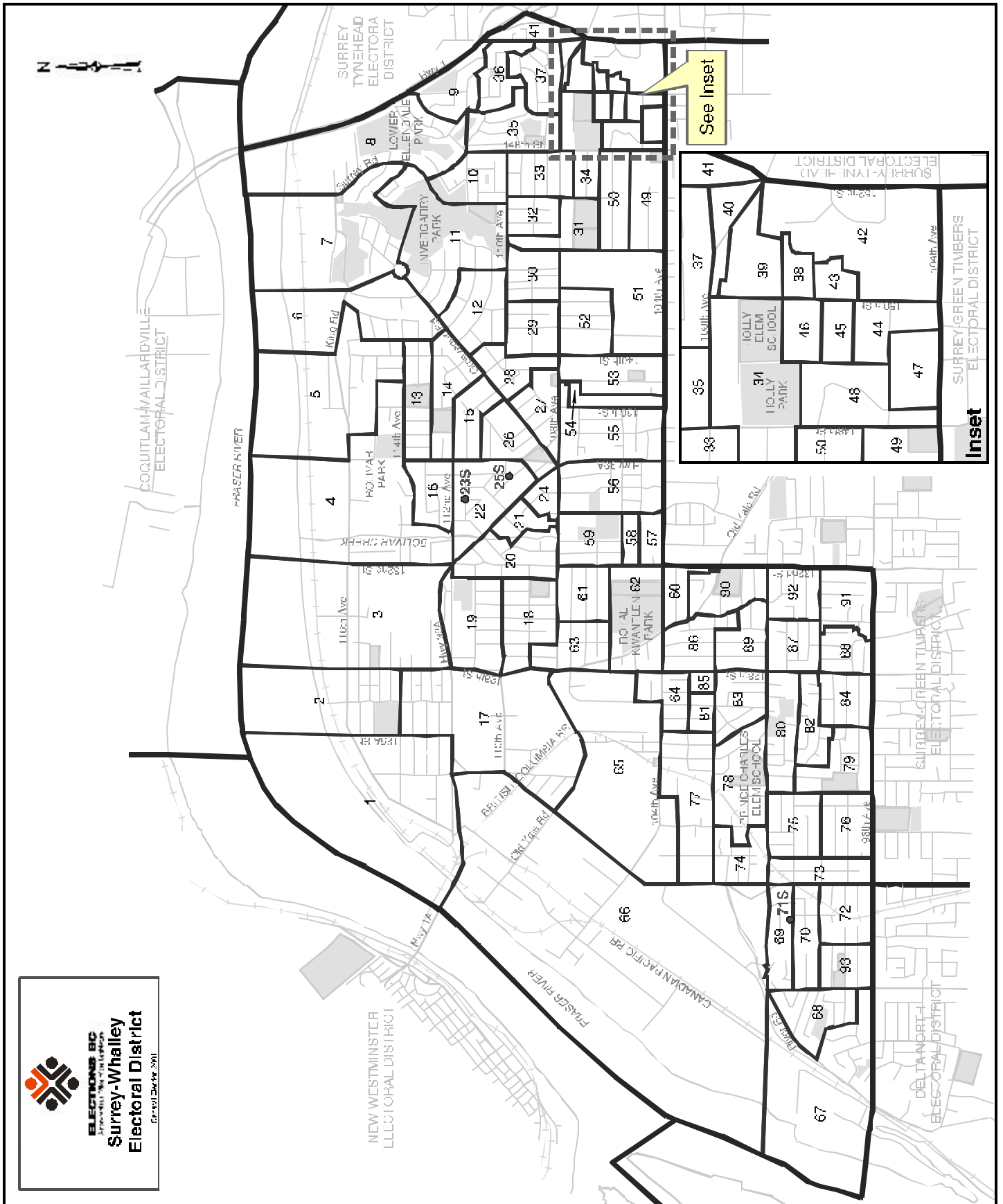
| | | | |
|-----------------------------------|--------|--------|--------------------|
| Valid Votes - Gen eral & Ad vance | 19,509 | 97.05% | To tal Valid Votes |
| S. 98 Mobiles | 19 | 0.10% | To tal Valid Votes |
| S. 99 Ab sen tee - in ED | 286 | 1.42% | To tal Valid Votes |
| S. 100 Ab sen tee - out of ED | 95 | 0.47% | To tal Valid Votes |
| S. 101 Ab sen tee - Ad vance | 42 | 0.21% | To tal Valid Votes |
| S. 104 Voting in DEO of fice | 135 | 0.67% | To tal Valid Votes |
| S. 106 Voting by mail | 15 | 0.08% | To tal Valid Votes |

To tal Valid Votes 20,101

| | | | |
|-------------------------------|--------|--------|---------------------|
| Rejected Ballots | 95 | 0.47% | Bal lots Cast |
| Reg is tered Voters Who Voted | 20,196 | 72.25% | Reg is tered Voters |

Candidate Elected: Dave Hayer (LIB)

*1 Voting Areas 92 and 96 com bined



| | Khalid Damien Arnaut BCM | Elayne Brenzinger LIB | John A. Conway UPBC | Terry McComas GP | Mike Runté RP | Joan Smallwood NDP | Total Valid Votes | Rejected Ballots | No. of Registered Voters |
|--|--------------------------------|-----------------------------|---------------------------|------------------------|---------------------|--------------------------|-------------------------|---------------------|--------------------------------|
| Advance Voting | | | | | | | | | |
| Our Lady of Good Coun sel Church . . . | 8 | 303 | 60 | 40 | 23 | 148 | 582 | 4 | |
| General Voting | | | | | | | | | |
| Voting Area | | | | | | | | | |
| 1 | 9 | 32 | 11 | 16 | 1 | 48 | 117 | 1 | 190 |
| 2 | 6 | 47 | 6 | 19 | 4 | 46 | 128 | 0 | 212 |
| 3 | 7 | 23 | 10 | 21 | 4 | 42 | 107 | 0 | 170 |
| 4 | 17 | 100 | 8 | 20 | 5 | 54 | 204 | 1 | 324 |
| 5 | 4 | 99 | 16 | 20 | 6 | 64 | 209 | 0 | 334 |
| 6 | 3 | 99 | 8 | 25 | 8 | 65 | 208 | 1 | 311 |
| 7 | 4 | 84 | 3 | 22 | 3 | 45 | 161 | 0 | 263 |
| 8 | 2 | 93 | 7 | 22 | 8 | 67 | 199 | 0 | 303 |
| 9 | 8 | 99 | 9 | 19 | 1 | 53 | 189 | 1 | 247 |
| 10 | 7 | 68 | 4 | 22 | 8 | 60 | 169 | 1 | 245 |
| 11 | 6 | 102 | 17 | 19 | 9 | 69 | 222 | 0 | 328 |
| 12 | 8 | 83 | 9 | 25 | 6 | 59 | 190 | 1 | 282 |
| 13 | 6 | 88 | 5 | 20 | 4 | 45 | 168 | 1 | 245 |
| 14 | 4 | 84 | 17 | 18 | 0 | 59 | 182 | 3 | 280 |
| 15 | 1 | 58 | 2 | 14 | 2 | 25 | 102 | 0 | 178 |
| 16 | 8 | 110 | 10 | 16 | 7 | 51 | 202 | 0 | 289 |
| 17 | 10 | 76 | 4 | 23 | 2 | 66 | 181 | 2 | 287 |
| 18 | 9 | 92 | 10 | 24 | 8 | 60 | 203 | 0 | 340 |
| 19 | 3 | 75 | 4 | 9 | 5 | 37 | 133 | 2 | 240 |
| 20 | 5 | 61 | 7 | 13 | 0 | 47 | 133 | 0 | 251 |
| 21 | 4 | 73 | 6 | 12 | 4 | 31 | 130 | 0 | 267 |
| 22 | 0 | 75 | 18 | 17 | 6 | 58 | 174 | 2 | 335 |
| 23S | 2 | 6 | 4 | 1 | 1 | 21 | 35 | 1 | 76 |
| 24 | 1 | 51 | 4 | 13 | 0 | 21 | 90 | 0 | 149 |
| 25S *1 | 0 | 16 | 2 | 5 | 0 | 8 | 31 | 0 | 70 |
| 26 | 5 | 57 | 8 | 12 | 4 | 42 | 128 | 1 | 226 |
| 27 | 3 | 42 | 7 | 18 | 1 | 21 | 92 | 0 | 144 |
| 28 | 6 | 64 | 2 | 14 | 6 | 24 | 116 | 0 | 180 |
| 29 | 0 | 53 | 6 | 8 | 0 | 50 | 117 | 0 | 184 |
| 30 | 5 | 63 | 14 | 10 | 3 | 31 | 126 | 0 | 208 |
| 31 | 5 | 34 | 9 | 15 | 1 | 28 | 92 | 0 | 175 |
| 32 | 5 | 60 | 8 | 12 | 0 | 55 | 140 | 0 | 203 |
| 33 | 4 | 71 | 3 | 16 | 2 | 38 | 134 | 1 | 232 |
| 34 | 3 | 50 | 4 | 8 | 1 | 36 | 102 | 0 | 228 |
| 35 | 6 | 92 | 7 | 36 | 8 | 53 | 202 | 2 | 287 |
| 36 | 9 | 116 | 16 | 22 | 3 | 56 | 222 | 1 | 301 |
| 37 | 7 | 119 | 16 | 32 | 6 | 54 | 234 | 0 | 292 |
| 38 | 2 | 50 | 7 | 9 | 3 | 31 | 102 | 2 | 175 |
| 39 | 4 | 44 | 8 | 14 | 1 | 21 | 92 | 1 | 176 |
| 40 | 6 | 78 | 13 | 15 | 3 | 34 | 149 | 0 | 251 |
| 41 | 7 | 83 | 13 | 12 | 4 | 39 | 158 | 0 | 226 |
| 42 | 6 | 65 | 5 | 23 | 3 | 41 | 143 | 0 | 271 |
| 43 | 5 | 49 | 8 | 15 | 5 | 35 | 117 | 1 | 219 |
| 44 | 2 | 38 | 5 | 12 | 0 | 21 | 78 | 0 | 193 |
| 45 | 7 | 34 | 5 | 10 | 0 | 23 | 79 | 2 | 118 |
| 46 | 12 | 40 | 6 | 18 | 3 | 49 | 128 | 0 | 191 |
| 47 | 4 | 30 | 2 | 10 | 2 | 38 | 86 | 0 | 210 |
| 48 | 9 | 68 | 8 | 29 | 0 | 28 | 142 | 1 | 279 |
| 49 | 6 | 46 | 11 | 12 | 3 | 34 | 112 | 0 | 212 |
| 50 | 5 | 83 | 4 | 12 | 3 | 53 | 160 | 1 | 237 |
| 51 | 11 | 97 | 19 | 21 | 4 | 53 | 205 | 1 | 329 |
| 52 | 6 | 75 | 16 | 9 | 4 | 53 | 163 | 2 | 273 |
| 53 | 3 | 53 | 6 | 21 | 1 | 23 | 107 | 3 | 187 |
| 54 | 8 | 77 | 10 | 31 | 8 | 46 | 180 | 0 | 300 |
| 55 | 7 | 42 | 9 | 7 | 5 | 28 | 98 | 0 | 169 |
| 56 | 4 | 38 | 2 | 8 | 3 | 40 | 95 | 0 | 186 |
| 57 | 3 | 50 | 7 | 12 | 3 | 24 | 99 | 0 | 220 |
| 58 | 5 | 82 | 7 | 28 | 5 | 42 | 169 | 0 | 362 |
| 59 | 8 | 50 | 8 | 19 | 2 | 40 | 127 | 1 | 194 |
| 60 | 1 | 33 | 3 | 5 | 4 | 23 | 69 | 0 | 131 |
| 61 | 2 | 84 | 5 | 24 | 0 | 52 | 167 | 1 | 249 |
| 62 | 4 | 37 | 9 | 17 | 2 | 60 | 129 | 0 | 203 |

| Voting Area (continued) | Khalid Damien Arnaut BCM | Elayne Brenzinger LIB | John A. Conway UPBC | Terry McComas GP | Mike Runté RP | Joan Smallwood NDP | Total Valid Votes | Rejected Ballots | No. of Registered Voters |
|------------------------------|--------------------------------|-----------------------------|---------------------------|------------------------|---------------------|--------------------------|-------------------------|---------------------|--------------------------------|
| 63 | 5 | 83 | 5 | 24 | 4 | 51 | 172 | 1 | 294 |
| 64 | 1 | 67 | 10 | 12 | 3 | 35 | 128 | 0 | 220 |
| 65 | 4 | 78 | 22 | 25 | 9 | 56 | 194 | 1 | 320 |
| 66 | 8 | 43 | 4 | 14 | 3 | 33 | 105 | 0 | 191 |
| 67 | 9 | 87 | 9 | 27 | 7 | 60 | 199 | 1 | 301 |
| 68 | 1 | 143 | 8 | 17 | 6 | 49 | 224 | 0 | 331 |
| 69 | 6 | 97 | 7 | 17 | 4 | 56 | 187 | 0 | 248 |
| 70 | 1 | 82 | 4 | 16 | 4 | 59 | 166 | 3 | 235 |
| 71S *1 | - | - | - | - | - | - | - | - | 9 |
| 72 | 5 | 66 | 3 | 6 | 3 | 60 | 143 | 0 | 214 |
| 73 | 7 | 61 | 5 | 23 | 1 | 47 | 144 | 0 | 262 |
| 74 | 9 | 55 | 9 | 11 | 1 | 33 | 118 | 0 | 186 |
| 75 | 8 | 99 | 12 | 22 | 5 | 82 | 228 | 1 | 345 |
| 76 | 8 | 64 | 11 | 11 | 2 | 56 | 152 | 1 | 243 |
| 77 | 11 | 79 | 12 | 23 | 4 | 60 | 189 | 0 | 287 |
| 78 | 6 | 58 | 11 | 15 | 9 | 70 | 169 | 1 | 268 |
| 79 | 5 | 65 | 11 | 17 | 10 | 88 | 191 | 0 | 293 |
| 80 | 7 | 69 | 3 | 15 | 6 | 49 | 149 | 1 | 241 |
| 81 | 2 | 26 | 3 | 14 | 2 | 19 | 66 | 0 | 88 |
| 82 | 8 | 80 | 12 | 13 | 4 | 53 | 170 | 1 | 254 |
| 83 | 3 | 96 | 17 | 20 | 1 | 55 | 192 | 0 | 278 |
| 84 | 6 | 54 | 10 | 23 | 5 | 69 | 167 | 2 | 273 |
| 85 | 3 | 24 | 2 | 16 | 5 | 36 | 86 | 0 | 179 |
| 86 | 6 | 67 | 7 | 15 | 1 | 59 | 155 | 0 | 253 |
| 87 | 7 | 87 | 6 | 9 | 12 | 59 | 180 | 1 | 278 |
| 88 | 3 | 53 | 4 | 12 | 1 | 29 | 102 | 0 | 176 |
| 89 | 10 | 51 | 15 | 22 | 4 | 57 | 159 | 2 | 251 |
| 90 | 8 | 75 | 9 | 24 | 1 | 54 | 171 | 1 | 268 |
| 91 | 6 | 84 | 5 | 9 | 3 | 82 | 189 | 0 | 322 |
| 92 | 3 | 64 | 17 | 21 | 5 | 88 | 193 | 0 | 271 |
| 93 | 6 | 71 | 5 | 18 | 4 | 40 | 144 | 0 | 225 |
| SubTotals | 509 | 6,472 | 815 | 1,582 | 360 | 4,402 | 14,140 | 59 | 22,041 |
| S. 98 Mobiles | 7 | 9 | 1 | 6 | 2 | 7 | 32 | 0 | |
| S. 99 Absentee - in ED | 20 | 89 | 11 | 31 | 8 | 62 | 221 | 6 | |
| S. 100 Absentee - out of ED | 7 | 42 | 6 | 20 | 3 | 30 | 108 | 11 | |
| S. 101 Absentee - Advance | 1 | 17 | 4 | 7 | 1 | 7 | 37 | 6 | |
| S. 104 Voting in DEO of fice | 0 | 63 | 1 | 6 | 0 | 27 | 97 | 3 | |
| S. 106 Voting by mail | 0 | 1 | 0 | 0 | 0 | 1 | 2 | 0 | |
| Grand Totals | 544 | 6,693 | 838 | 1,652 | 374 | 4,536 | 14,637 | 85 | 22,041 |
| % of Valid Votes | 3.72% | 45.73% | 5.73% | 11.28% | 2.55% | 30.99% | | | |

Summary:

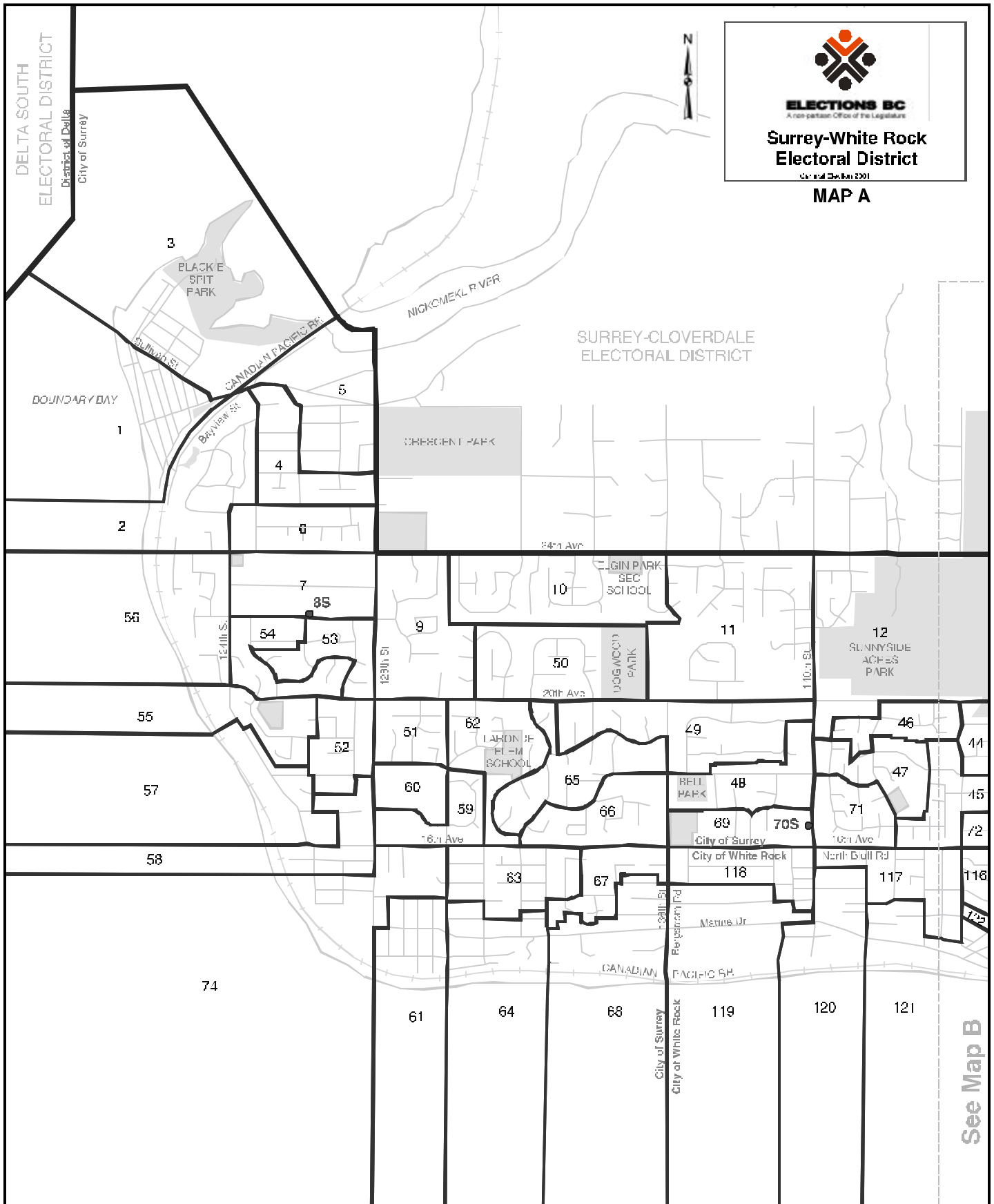
| | | | |
|---------------------------------|--------|--------|-------------------|
| Valid Votes - General & Advance | 14,140 | 96.60% | Total Valid Votes |
| S. 98 Mobiles | 32 | 0.22% | Total Valid Votes |
| S. 99 Absentee - in ED | 221 | 1.51% | Total Valid Votes |
| S. 100 Absentee - out of ED | 108 | 0.74% | Total Valid Votes |
| S. 101 Absentee - Advance | 37 | 0.25% | Total Valid Votes |
| S. 104 Voting in DEO of fice | 97 | 0.66% | Total Valid Votes |
| S. 106 Voting by mail | 2 | 0.02% | Total Valid Votes |

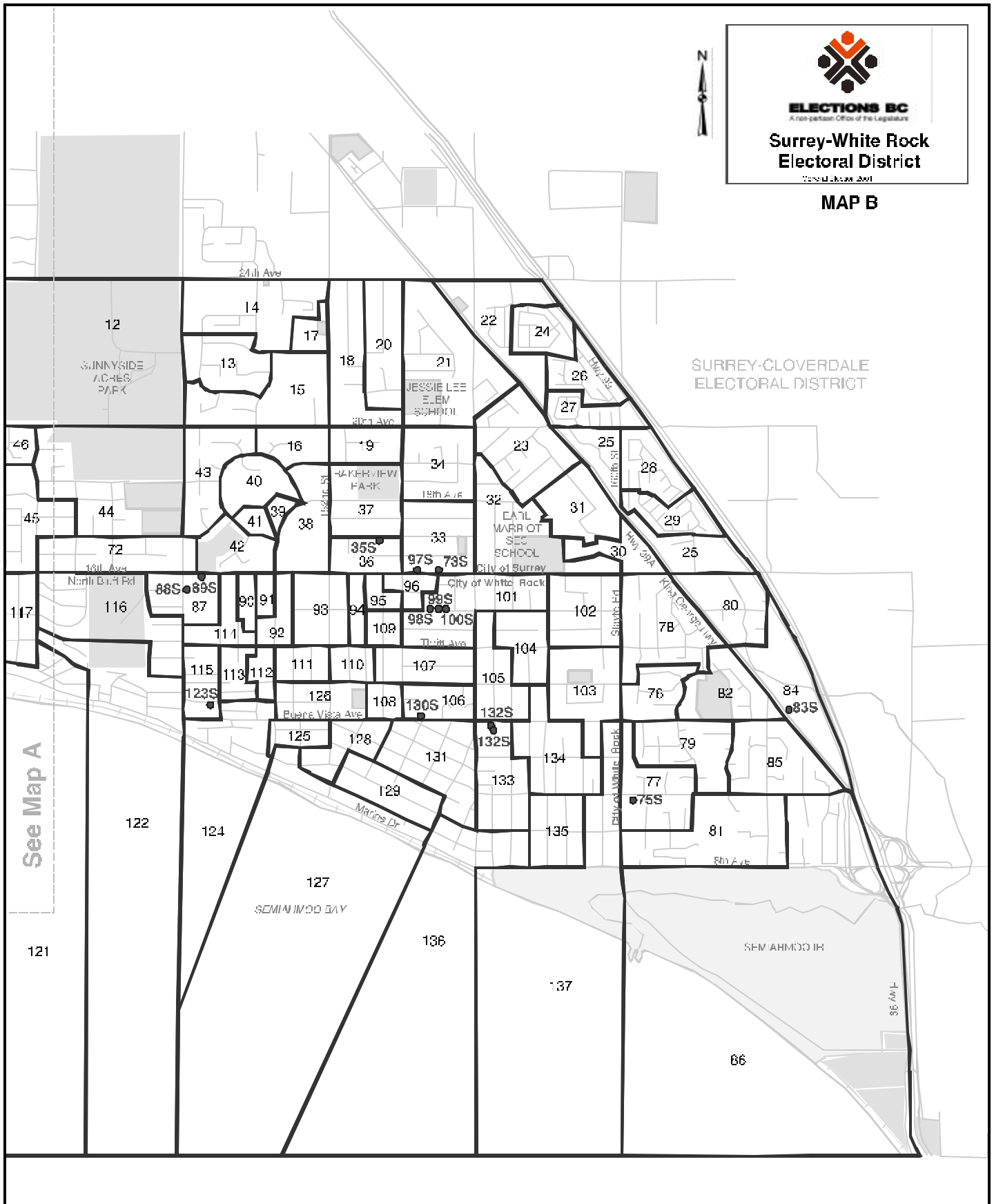
Total Valid Votes 14,637

| | | | |
|-----------------------------|--------|--------|-------------------|
| Rejected Ballots | 85 | 0.58% | Ballots Cast |
| Registered Voters Who Voted | 14,722 | 66.79% | Registered Voters |

Candidate Elected: Elayne Brenzinger (LIB)

*1 Voting Areas 25S and 71S combined





| | David Bourgeois BCM | Ruth Christine GP | Gordon J. Hogg LIB | Garry Sahl UPBC | Matt Todd NDP | Total Valid Votes | Rejected Ballots | No. of Registered Voters |
|--------------------------------------|---------------------------|-------------------------|--------------------------|-----------------------|---------------------|-------------------------|---------------------|--------------------------------|
| Ad vance Voting | | | | | | | | |
| Mt Ol ive Lu theran Church | 20 | 172 | 1,266 | 71 | 174 | 1,703 | 2 | |
| General Voting | | | | | | | | |
| Voting Area | | | | | | | | |
| 1 | 2 | 50 | 139 | 2 | 21 | 214 | 1 | 283 |
| 2 | 6 | 55 | 131 | 2 | 38 | 232 | 1 | 315 |
| 3 | 6 | 30 | 126 | 2 | 23 | 187 | 0 | 242 |
| 4 | 7 | 57 | 156 | 4 | 29 | 253 | 0 | 330 |
| 5 | 1 | 38 | 153 | 11 | 26 | 229 | 1 | 302 |
| 6 | 3 | 29 | 172 | 9 | 18 | 231 | 0 | 319 |
| 7 | 6 | 29 | 129 | 3 | 21 | 188 | 0 | 285 |
| 8S *1. | - | - | - | - | - | - | - | 7 |
| 9 | 1 | 22 | 157 | 5 | 12 | 197 | 0 | 267 |
| 10 | 0 | 10 | 182 | 3 | 4 | 199 | 0 | 304 |
| 11 | 4 | 22 | 246 | 11 | 9 | 292 | 0 | 392 |
| 12 | 0 | 18 | 161 | 8 | 17 | 204 | 0 | 303 |
| 13 | 4 | 15 | 135 | 4 | 14 | 172 | 0 | 229 |
| 14 | 2 | 9 | 121 | 6 | 7 | 145 | 0 | 185 |
| 15 | 5 | 26 | 173 | 5 | 24 | 233 | 0 | 371 |
| 16 | 2 | 10 | 74 | 1 | 18 | 105 | 0 | 133 |
| 17 | 0 | 12 | 79 | 4 | 17 | 112 | 1 | 188 |
| 18 | 9 | 33 | 89 | 8 | 18 | 157 | 0 | 238 |
| 19 | 4 | 40 | 227 | 11 | 47 | 329 | 0 | 453 |
| 20 | 1 | 30 | 91 | 9 | 21 | 152 | 2 | 215 |
| 21 | 8 | 35 | 132 | 12 | 31 | 218 | 0 | 325 |
| 22 | 3 | 28 | 117 | 9 | 51 | 208 | 1 | 278 |
| 23 | 9 | 30 | 131 | 4 | 39 | 213 | 0 | 324 |
| 24 | 1 | 14 | 65 | 6 | 27 | 113 | 0 | 170 |
| 25 | 3 | 23 | 117 | 21 | 35 | 199 | 2 | 307 |
| 26 | 1 | 22 | 53 | 7 | 27 | 110 | 0 | 151 |
| 27 | 1 | 21 | 92 | 8 | 22 | 144 | 2 | 173 |
| 28 | 3 | 16 | 95 | 11 | 37 | 162 | 0 | 260 |
| 29 | 1 | 21 | 77 | 6 | 24 | 129 | 0 | 211 |
| 30 | 11 | 18 | 80 | 2 | 21 | 132 | 0 | 149 |
| 31 | 8 | 26 | 89 | 7 | 29 | 159 | 0 | 249 |
| 32 | 12 | 43 | 121 | 12 | 23 | 211 | 0 | 308 |
| 33 | 10 | 31 | 138 | 5 | 26 | 210 | 0 | 286 |
| 34 | 11 | 24 | 126 | 11 | 37 | 209 | 0 | 302 |
| 35S | 0 | 4 | 33 | 2 | 5 | 44 | 2 | 76 |
| 36 | 4 | 10 | 86 | 1 | 22 | 123 | 0 | 248 |
| 37 | 9 | 38 | 168 | 11 | 39 | 265 | 1 | 383 |
| 38 | 1 | 22 | 81 | 4 | 21 | 129 | 0 | 225 |
| 39 | 1 | 17 | 123 | 7 | 13 | 161 | 0 | 240 |
| 40 | 2 | 27 | 116 | 7 | 33 | 185 | 0 | 302 |
| 41 | 1 | 8 | 76 | 6 | 28 | 119 | 0 | 180 |
| 42 | 1 | 33 | 125 | 9 | 16 | 184 | 0 | 299 |
| 43 | 4 | 39 | 152 | 11 | 26 | 232 | 1 | 340 |
| 44 | 5 | 23 | 167 | 7 | 22 | 224 | 0 | 313 |
| 45 | 4 | 33 | 212 | 3 | 26 | 278 | 1 | 375 |
| 46 | 0 | 23 | 177 | 11 | 33 | 244 | 2 | 299 |
| 47 | 4 | 22 | 126 | 6 | 32 | 190 | 0 | 275 |
| 48 | 3 | 14 | 137 | 10 | 18 | 182 | 0 | 239 |
| 49 | 4 | 20 | 197 | 5 | 21 | 247 | 0 | 329 |
| 50 | 1 | 5 | 138 | 4 | 10 | 158 | 1 | 255 |
| 51 | 1 | 21 | 127 | 7 | 35 | 191 | 0 | 267 |
| 52 | 4 | 30 | 145 | 10 | 24 | 213 | 0 | 269 |
| 53 | 8 | 23 | 163 | 10 | 18 | 222 | 0 | 297 |
| 54 | 4 | 30 | 196 | 8 | 17 | 255 | 0 | 334 |
| 55 | 0 | 18 | 146 | 4 | 9 | 177 | 0 | 234 |
| 56 | 3 | 42 | 150 | 6 | 16 | 217 | 0 | 272 |
| 57 | 1 | 14 | 132 | 5 | 16 | 168 | 1 | 208 |
| 58 | 5 | 35 | 154 | 7 | 30 | 231 | 0 | 311 |
| 59 | 4 | 34 | 157 | 3 | 40 | 238 | 0 | 320 |
| 60 | 3 | 29 | 154 | 10 | 37 | 233 | 2 | 323 |
| 61 | 6 | 44 | 143 | 3 | 22 | 218 | 0 | 304 |
| 62 | 3 | 31 | 185 | 2 | 10 | 231 | 0 | 303 |

| Voting Area (continued) | David Bourgeois BCM | Ruth Christine GP | Gordon J. Hogg LIB | Garry Sahl UPBC | Matt Todd NDP | Total Valid Votes | Rejected Ballots | No. of Registered Voters |
|-------------------------|------------------------|----------------------|-----------------------|--------------------|------------------|----------------------|---------------------|--------------------------------|
| 63 | 0 | 42 | 176 | 9 | 40 | 267 | 0 | 370 |
| 64 | 5 | 28 | 127 | 8 | 23 | 191 | 0 | 278 |
| 65 | 2 | 23 | 197 | 11 | 21 | 254 | 0 | 322 |
| 66 | 1 | 8 | 128 | 4 | 11 | 152 | 1 | 216 |
| 67 | 0 | 19 | 129 | 9 | 16 | 173 | 0 | 239 |
| 68 | 5 | 25 | 132 | 7 | 13 | 182 | 0 | 260 |
| 69 | 2 | 15 | 103 | 5 | 15 | 140 | 0 | 190 |
| 70S | 0 | 3 | 50 | 6 | 10 | 69 | 0 | 113 |
| 71 | 5 | 37 | 140 | 6 | 33 | 221 | 1 | 300 |
| 72 | 2 | 27 | 131 | 9 | 29 | 198 | 1 | 300 |
| 73S | 0 | 10 | 59 | 4 | 11 | 84 | 1 | 143 |
| 74 | 2 | 31 | 122 | 7 | 24 | 186 | 0 | 269 |
| 75S *1. | - | - | - | - | - | - | - | 19 |
| 76 | 3 | 20 | 95 | 7 | 17 | 142 | 1 | 206 |
| 77 | 6 | 21 | 128 | 6 | 24 | 185 | 0 | 258 |
| 78 | 6 | 39 | 179 | 5 | 39 | 268 | 1 | 373 |
| 79 | 2 | 28 | 145 | 6 | 14 | 195 | 1 | 256 |
| 80 | 5 | 21 | 111 | 4 | 22 | 163 | 1 | 253 |
| 81 | 2 | 38 | 156 | 4 | 41 | 241 | 0 | 333 |
| 82 | 2 | 19 | 97 | 1 | 23 | 142 | 0 | 153 |
| 83S *1. | 1 | 4 | 32 | 4 | 16 | 57 | 0 | 113 |
| 84 | 1 | 14 | 116 | 6 | 23 | 160 | 0 | 206 |
| 85 | 1 | 24 | 160 | 11 | 26 | 222 | 0 | 301 |
| 86 | 3 | 31 | 130 | 4 | 24 | 192 | 0 | 281 |
| 87 | 1 | 16 | 125 | 21 | 23 | 186 | 1 | 294 |
| 88S *1. | - | - | - | - | - | - | - | 64 |
| 89S *2. | - | - | - | - | - | - | - | 33 |
| 90 | 1 | 19 | 123 | 7 | 23 | 173 | 1 | 283 |
| 91 | 1 | 24 | 77 | 6 | 22 | 130 | 0 | 234 |
| 92 | 4 | 36 | 129 | 7 | 31 | 207 | 0 | 296 |
| 93 | 2 | 16 | 167 | 11 | 34 | 230 | 0 | 330 |
| 94 | 4 | 22 | 112 | 7 | 37 | 182 | 0 | 260 |
| 95 | 3 | 20 | 72 | 12 | 14 | 121 | 1 | 234 |
| 96 | 5 | 28 | 163 | 7 | 35 | 238 | 0 | 346 |
| 97S | 0 | 2 | 21 | 1 | 6 | 30 | 1 | 50 |
| 98S | 1 | 5 | 14 | 2 | 10 | 32 | 1 | 52 |
| 99S | 0 | 11 | 36 | 1 | 9 | 57 | 1 | 72 |
| 100S *2. | - | - | - | - | - | - | - | 28 |
| 101 | 4 | 23 | 68 | 5 | 19 | 119 | 1 | 205 |
| 102 | 9 | 40 | 150 | 8 | 26 | 233 | 1 | 344 |
| 103 | 9 | 34 | 132 | 5 | 21 | 201 | 1 | 284 |
| 104 | 6 | 29 | 85 | 6 | 23 | 149 | 0 | 166 |
| 105 | 2 | 22 | 90 | 4 | 15 | 133 | 0 | 184 |
| 106 | 1 | 15 | 94 | 8 | 34 | 152 | 2 | 224 |
| 107 | 4 | 25 | 138 | 7 | 23 | 197 | 0 | 316 |
| 108 | 4 | 25 | 154 | 14 | 41 | 238 | 1 | 326 |
| 109 | 2 | 27 | 153 | 10 | 31 | 223 | 3 | 318 |
| 110 | 1 | 26 | 134 | 4 | 39 | 204 | 2 | 301 |
| 111 | 3 | 32 | 126 | 17 | 28 | 206 | 0 | 318 |
| 112 | 3 | 28 | 116 | 7 | 25 | 179 | 1 | 287 |
| 113 | 1 | 13 | 80 | 11 | 31 | 136 | 0 | 199 |
| 114 | 5 | 33 | 198 | 13 | 39 | 288 | 3 | 257 |
| 115 | 3 | 9 | 84 | 7 | 8 | 111 | 0 | 184 |
| 116 | 3 | 22 | 177 | 4 | 17 | 223 | 1 | 348 |
| 117 | 1 | 26 | 156 | 9 | 18 | 210 | 0 | 344 |
| 118 | 6 | 24 | 160 | 6 | 17 | 213 | 0 | 308 |
| 119 | 2 | 31 | 150 | 6 | 22 | 211 | 0 | 305 |
| 120 | 5 | 15 | 129 | 8 | 13 | 170 | 0 | 226 |
| 121 | 4 | 36 | 159 | 5 | 37 | 241 | 0 | 267 |
| 122 | 4 | 30 | 133 | 10 | 26 | 203 | 0 | 306 |
| 123S *2. | 3 | 6 | 35 | 3 | 8 | 55 | 0 | 24 |
| 124 | 5 | 44 | 182 | 5 | 33 | 269 | 1 | 435 |
| 125 | 4 | 20 | 91 | 6 | 15 | 136 | 2 | 162 |
| 126 | 4 | 16 | 140 | 9 | 28 | 197 | 0 | 334 |
| 127 | 9 | 29 | 157 | 5 | 28 | 228 | 0 | 360 |
| 128 | 12 | 32 | 119 | 4 | 21 | 188 | 1 | 286 |
| 129 | 7 | 32 | 122 | 2 | 26 | 189 | 0 | 305 |

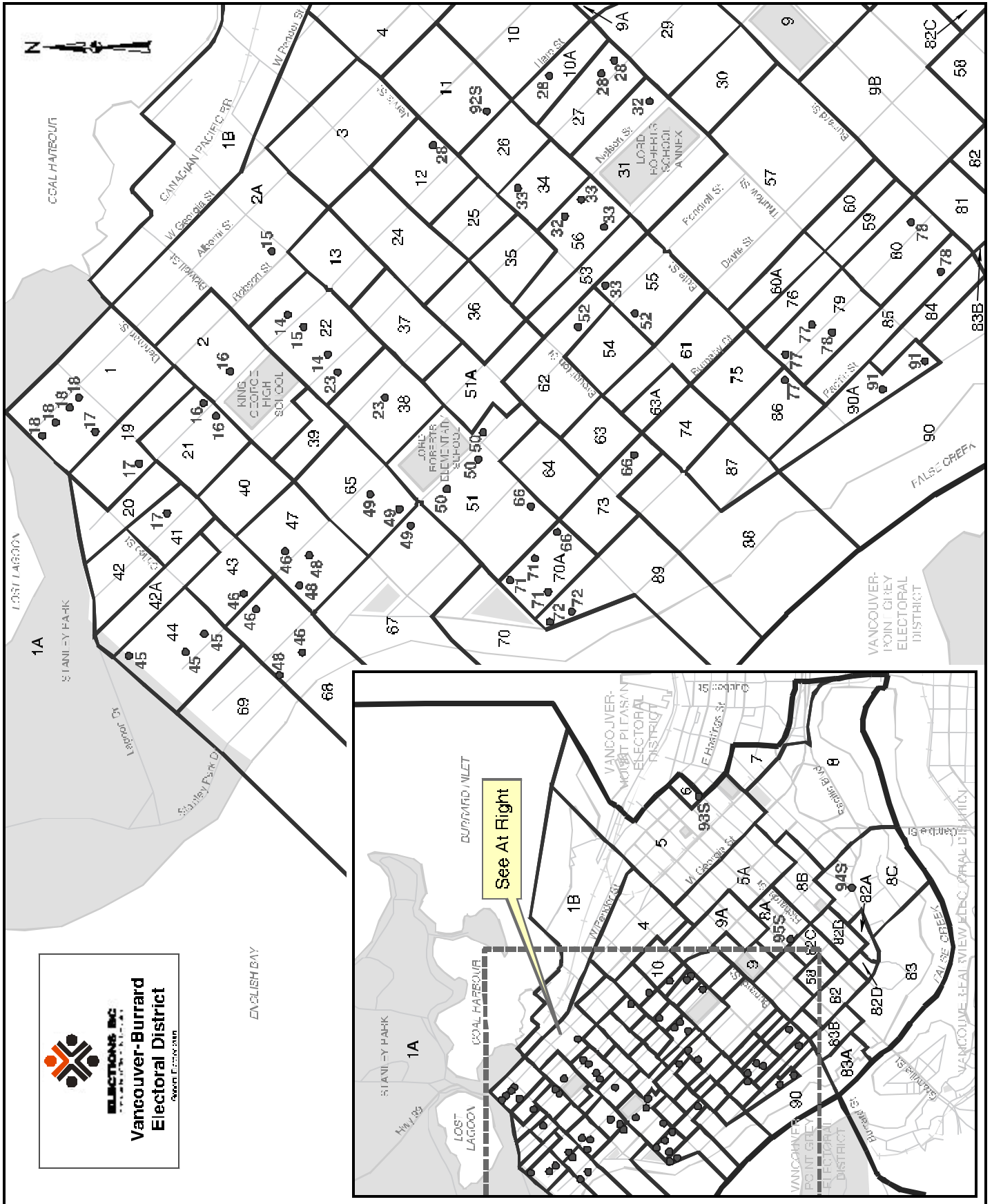
| Voting Area (con tin ued) | David Bourgeois BCM | Ruth Christine GP | Gordon J. Hogg LIB | Garry Sahl UPBC | Matt Todd NDP | Total Valid Votes | Rejected Ballots | No. of Registered Voters |
|---|------------------------|----------------------|-----------------------|--------------------|------------------|----------------------|---------------------|--------------------------------|
| 130S * 2. | - | - | - | - | - | - | - | 17 |
| 131 | 8 | 35 | 153 | 6 | 41 | 243 | 1 | 360 |
| 132S | 1 | 10 | 45 | 0 | 7 | 63 | 0 | 93 |
| 133 | 12 | 26 | 136 | 10 | 32 | 216 | 0 | 317 |
| 134 | 6 | 51 | 143 | 10 | 35 | 245 | 1 | 367 |
| 135 | 8 | 25 | 158 | 9 | 43 | 243 | 0 | 377 |
| 136 | 11 | 35 | 124 | 4 | 32 | 206 | 0 | 334 |
| 137 | 12 | 42 | 144 | 11 | 33 | 242 | 1 | 347 |
| SubTotals | 513 | 3,442 | 17,903 | 962 | 3,320 | 26,140 | 61 | 35,137 |
| S. 98 Mobiles | 1 | 15 | 102 | 2 | 15 | 135 | 4 | |
| S. 99 Ab sen tee - in ED | 12 | 53 | 269 | 10 | 31 | 375 | 0 | |
| S. 100 Ab sen tee - out of ED | 4 | 29 | 67 | 4 | 10 | 114 | 24 | |
| S. 101 Ab sen tee - Ad vance | 1 | 9 | 23 | 1 | 1 | 35 | 0 | |
| S. 104 Voting in DEO of fice | 4 | 27 | 298 | 4 | 36 | 369 | 1 | |
| S. 106 Voting by mail | 1 | 2 | 16 | 0 | 2 | 21 | 1 | |
| Grand To tals | 536 | 3,577 | 18,678 | 983 | 3,415 | 27,189 | 91 | 35,137 |
| % of Valid Votes | 1.96% | 13.16% | 68.70% | 3.62% | 12.56% | | | |

Summary:

| | | | |
|-----------------------------------|---------------|--------|---------------------|
| Valid Votes - Gen eral & Ad vance | 26,140 | 96.14% | To tal Valid Votes |
| S. 98 Mobiles | 135 | 0.50% | To tal Valid Votes |
| S. 99 Ab sen tee - in ED | 375 | 1.38% | To tal Valid Votes |
| S. 100 Ab sen tee - out of ED | 114 | 0.42% | To tal Valid Votes |
| S. 101 Ab sen tee - Ad vance | 35 | 0.13% | To tal Valid Votes |
| S. 104 Voting in DEO of fice | 369 | 1.36% | To tal Valid Votes |
| S. 106 Voting by mail | 21 | 0.07% | To tal Valid Votes |
| To tal Valid Votes | 27,189 | | |
| Rejected Ballots | 91 | 0.33% | Bal lots Cast |
| Reg is tered Voters Who Voted | 27,280 | 77.64% | Reg is tered Voters |

Candidate Elected: Gordon J. Hogg (LIB)

*1 Voting Areas 8S, 75S, 83S and 88S com bined *2 Voting Areas 89S, 100S, 123S and 130S com bined



| | Boris Bear IND | Marc Emery BCM | Helvis | Robbie Mattu GP | Lorne Mayencourt LIB | Tim Stevenson NDP | Joseph Theriault PF | Total Valid Votes | Rejected Ballots | No. of Registered Voters |
|---------------------------------------|----------------------|----------------------|--------|-----------------------|----------------------------|-------------------------|---------------------------|-------------------------|---------------------|--------------------------------|
| Advance Voting | | | | | | | | | | |
| Roundhouse Community Centre | 2 | 12 | 2 | 52 | 374 | 110 | 0 | 552 | 2 | |
| Sunset Towers | 5 | 19 | 1 | 112 | 568 | 413 | 3 | 1,121 | 7 | |
| General Voting | | | | | | | | | | |
| Voting Area | | | | | | | | | | |
| 1 | 0 | 10 | 0 | 42 | 94 | 59 | 0 | 205 | 0 | 375 |
| 1A | 0 | 1 | 0 | 11 | 47 | 9 | 0 | 68 | 0 | 128 |
| 1B | 0 | 13 | 0 | 50 | 222 | 69 | 0 | 354 | 2 | 513 |
| 2 | 1 | 5 | 0 | 22 | 75 | 53 | 0 | 156 | 1 | 297 |
| 2A | 1 | 6 | 0 | 35 | 156 | 69 | 0 | 267 | 2 | 525 |
| 3 | 2 | 3 | 0 | 28 | 148 | 50 | 1 | 232 | 1 | 468 |
| 4 | 5 | 17 | 1 | 61 | 263 | 83 | 1 | 431 | 1 | 713 |
| 5 | 2 | 11 | 2 | 22 | 83 | 49 | 1 | 170 | 2 | 366 |
| 5A | 2 | 9 | 0 | 25 | 127 | 46 | 0 | 209 | 3 | 429 |
| 6 * 1 | - | - | - | - | - | - | - | - | - | 31 |
| 7 * 1 | 0 | 5 | 0 | 19 | 90 | 25 | 1 | 140 | 3 | 228 |
| 8 | 1 | 5 | 0 | 26 | 102 | 34 | 0 | 168 | 2 | 319 |
| 8A | 1 | 17 | 1 | 25 | 92 | 53 | 1 | 190 | 0 | 417 |
| 8B | 1 | 8 | 0 | 41 | 155 | 82 | 0 | 287 | 0 | 547 |
| 8C | 5 | 27 | 0 | 156 | 860 | 179 | 1 | 1,228 | 2 | 1,890 |
| 9 | 0 | 3 | 0 | 35 | 125 | 55 | 0 | 218 | 4 | 441 |
| 9A | 1 | 5 | 0 | 15 | 53 | 24 | 0 | 98 | 0 | 245 |
| 9B | 0 | 11 | 0 | 39 | 110 | 48 | 0 | 208 | 0 | 417 |
| 10 | 0 | 5 | 0 | 21 | 55 | 45 | 0 | 126 | 1 | 328 |
| 10A | 3 | 2 | 0 | 15 | 39 | 25 | 0 | 84 | 0 | 155 |
| 11 | 1 | 2 | 0 | 24 | 93 | 45 | 2 | 167 | 1 | 260 |
| 12 | 3 | 7 | 0 | 28 | 69 | 51 | 0 | 158 | 1 | 316 |
| 13 | 1 | 7 | 0 | 25 | 69 | 55 | 0 | 157 | 1 | 315 |
| 14 | 1 | 3 | 0 | 13 | 31 | 83 | 1 | 132 | 1 | 293 |
| 15 | 4 | 8 | 0 | 22 | 53 | 48 | 0 | 135 | 0 | 338 |
| 16 | 2 | 7 | 0 | 37 | 99 | 60 | 0 | 205 | 0 | 340 |
| 17 | 3 | 11 | 0 | 25 | 51 | 64 | 1 | 155 | 0 | 311 |
| 18 | 2 | 6 | 0 | 22 | 54 | 35 | 0 | 119 | 0 | 221 |
| 19 | 2 | 9 | 0 | 39 | 109 | 79 | 0 | 238 | 2 | 393 |
| 20 | 0 | 7 | 1 | 32 | 76 | 68 | 0 | 184 | 0 | 306 |
| 21 | 3 | 3 | 0 | 49 | 58 | 64 | 0 | 177 | 0 | 326 |
| 22 | 3 | 5 | 0 | 30 | 57 | 86 | 0 | 181 | 2 | 370 |
| 23 | 0 | 7 | 0 | 17 | 43 | 41 | 0 | 108 | 2 | 232 |
| 24 | 0 | 8 | 0 | 27 | 65 | 43 | 0 | 143 | 2 | 279 |
| 25 | 0 | 3 | 1 | 24 | 56 | 50 | 1 | 135 | 1 | 279 |
| 26 | 2 | 3 | 0 | 25 | 76 | 62 | 0 | 168 | 1 | 334 |
| 27 | 1 | 8 | 0 | 42 | 63 | 53 | 0 | 167 | 1 | 337 |
| 28 | 0 | 5 | 0 | 9 | 34 | 51 | 0 | 99 | 1 | 215 |
| 29 | 0 | 5 | 1 | 32 | 70 | 52 | 2 | 162 | 1 | 364 |
| 30 | 2 | 9 | 0 | 26 | 44 | 53 | 0 | 134 | 0 | 280 |
| 31 | 0 | 8 | 0 | 19 | 37 | 58 | 0 | 122 | 0 | 232 |
| 32 | 0 | 4 | 0 | 20 | 82 | 86 | 0 | 192 | 1 | 328 |
| 33 | 0 | 8 | 0 | 23 | 63 | 52 | 0 | 146 | 2 | 302 |
| 34 | 0 | 3 | 0 | 37 | 77 | 78 | 0 | 195 | 1 | 359 |
| 35 | 1 | 8 | 0 | 23 | 79 | 66 | 1 | 178 | 0 | 338 |
| 36 | 2 | 4 | 1 | 28 | 69 | 87 | 0 | 191 | 0 | 316 |
| 37 | 3 | 10 | 0 | 43 | 54 | 65 | 0 | 175 | 0 | 339 |
| 38 | 0 | 8 | 0 | 29 | 63 | 62 | 0 | 162 | 0 | 354 |
| 39 | 0 | 4 | 0 | 18 | 39 | 49 | 1 | 111 | 0 | 178 |
| 40 | 3 | 11 | 0 | 46 | 60 | 53 | 0 | 173 | 1 | 300 |
| 41 | 0 | 3 | 0 | 31 | 55 | 62 | 0 | 151 | 3 | 339 |
| 42 | 1 | 1 | 0 | 18 | 55 | 35 | 0 | 110 | 0 | 206 |
| 42A | 0 | 5 | 1 | 25 | 74 | 51 | 0 | 156 | 2 | 314 |
| 43 | 1 | 3 | 0 | 24 | 63 | 51 | 0 | 142 | 0 | 261 |
| 44 | 0 | 6 | 0 | 33 | 75 | 42 | 0 | 156 | 2 | 303 |
| 45 | 3 | 7 | 0 | 20 | 94 | 34 | 0 | 158 | 1 | 267 |
| 46 | 1 | 6 | 0 | 29 | 72 | 60 | 0 | 168 | 1 | 296 |
| 47 | 2 | 3 | 0 | 37 | 84 | 56 | 0 | 182 | 3 | 325 |
| 48 | 1 | 11 | 0 | 32 | 99 | 57 | 0 | 200 | 1 | 317 |
| 49 | 0 | 2 | 0 | 28 | 85 | 65 | 0 | 180 | 0 | 293 |
| 50 | 2 | 15 | 0 | 45 | 84 | 64 | 1 | 211 | 1 | 357 |

**Vancouver-Burrard Electoral District
Voting Results**

Statement of Votes
Elections British Columbia

| Voting Area (continued) | Boris Bear IND | Marc Emery BCM | Helvis | Robbie Mattu GP | Lorne Mayencourt LIB | Tim Stevenson NDP | Joseph Theriault PF | Total Valid Votes | Rejected Ballots | No. of Registered Voters |
|-------------------------|-------------------|-------------------|-----------|--------------------|-------------------------|----------------------|------------------------|----------------------|---------------------|--------------------------------|
| 51 | 1 | 4 | 0 | 40 | 75 | 69 | 1 | 190 | 0 | 309 |
| 51A | 0 | 5 | 0 | 20 | 47 | 69 | 1 | 142 | 0 | 279 |
| 52 | 0 | 7 | 0 | 18 | 49 | 74 | 0 | 148 | 2 | 287 |
| 53 | 0 | 8 | 0 | 17 | 52 | 69 | 0 | 146 | 1 | 318 |
| 54 | 0 | 8 | 2 | 24 | 34 | 35 | 0 | 103 | 0 | 247 |
| 55 | 2 | 6 | 0 | 15 | 43 | 57 | 0 | 123 | 0 | 261 |
| 56 | 0 | 3 | 0 | 36 | 43 | 49 | 0 | 131 | 1 | 261 |
| 57 | 1 | 6 | 0 | 34 | 37 | 62 | 0 | 140 | 0 | 270 |
| 58 | 2 | 7 | 0 | 33 | 79 | 52 | 0 | 173 | 0 | 351 |
| 59 | 0 | 6 | 0 | 28 | 86 | 78 | 0 | 198 | 0 | 348 |
| 60 | 0 | 2 | 0 | 22 | 48 | 49 | 0 | 121 | 0 | 203 |
| 60A | 0 | 3 | 0 | 18 | 61 | 63 | 0 | 145 | 0 | 282 |
| 61 | 1 | 6 | 0 | 34 | 27 | 65 | 2 | 135 | 2 | 320 |
| 62 | 1 | 3 | 0 | 29 | 67 | 58 | 0 | 158 | 0 | 324 |
| 63 | 0 | 5 | 0 | 16 | 27 | 31 | 0 | 79 | 0 | 228 |
| 63A | 0 | 4 | 0 | 19 | 27 | 32 | 0 | 82 | 0 | 162 |
| 64 | 0 | 5 | 0 | 25 | 39 | 73 | 0 | 142 | 0 | 320 |
| 65 | 0 | 8 | 0 | 25 | 47 | 46 | 0 | 126 | 2 | 241 |
| 66 | 0 | 7 | 0 | 26 | 68 | 53 | 0 | 154 | 0 | 318 |
| 67 | 1 | 11 | 0 | 14 | 74 | 39 | 0 | 139 | 0 | 254 |
| 68 | 1 | 5 | 0 | 24 | 74 | 89 | 0 | 193 | 0 | 313 |
| 69 | 2 | 1 | 0 | 29 | 110 | 50 | 1 | 193 | 0 | 347 |
| 70 | 0 | 3 | 0 | 32 | 33 | 27 | 0 | 95 | 0 | 175 |
| 70A | 0 | 2 | 0 | 17 | 27 | 21 | 0 | 67 | 0 | 177 |
| 71 | 1 | 5 | 0 | 21 | 72 | 46 | 1 | 146 | 1 | 287 |
| 72 | 1 | 3 | 0 | 14 | 65 | 22 | 0 | 105 | 2 | 252 |
| 73 | 0 | 11 | 0 | 38 | 60 | 94 | 1 | 204 | 0 | 350 |
| 74 | 0 | 7 | 0 | 23 | 69 | 81 | 1 | 181 | 0 | 330 |
| 75 | 1 | 8 | 0 | 19 | 77 | 59 | 0 | 164 | 1 | 317 |
| 76 | 1 | 8 | 0 | 18 | 40 | 67 | 0 | 134 | 0 | 276 |
| 77 | 0 | 9 | 2 | 26 | 52 | 48 | 1 | 138 | 1 | 277 |
| 78 | 0 | 4 | 1 | 31 | 61 | 68 | 0 | 165 | 0 | 331 |
| 79 | 1 | 11 | 0 | 26 | 52 | 53 | 0 | 143 | 0 | 303 |
| 80 | 0 | 4 | 0 | 29 | 81 | 65 | 0 | 179 | 0 | 337 |
| 81 | 0 | 13 | 0 | 19 | 53 | 31 | 1 | 117 | 0 | 291 |
| 82 | 2 | 11 | 0 | 32 | 89 | 56 | 1 | 191 | 2 | 408 |
| 82A | 2 | 8 | 0 | 26 | 157 | 62 | 0 | 255 | 1 | 440 |
| 82B | 1 | 9 | 0 | 50 | 184 | 37 | 0 | 281 | 0 | 508 |
| 82C | 5 | 8 | 0 | 30 | 66 | 66 | 0 | 175 | 1 | 331 |
| 82D | 0 | 3 | 0 | 25 | 118 | 35 | 0 | 181 | 0 | 359 |
| 83 | 0 | 3 | 0 | 17 | 150 | 43 | 0 | 213 | 0 | 410 |
| 83A | 0 | 5 | 0 | 28 | 163 | 45 | 0 | 241 | 0 | 414 |
| 83B | 1 | 6 | 0 | 12 | 86 | 18 | 0 | 123 | 0 | 250 |
| 84 | 0 | 10 | 0 | 17 | 52 | 39 | 0 | 118 | 1 | 271 |
| 85 | 0 | 6 | 0 | 33 | 62 | 39 | 1 | 141 | 3 | 326 |
| 86 | 0 | 3 | 1 | 23 | 66 | 46 | 1 | 140 | 0 | 319 |
| 87 | 0 | 2 | 0 | 23 | 82 | 48 | 0 | 155 | 1 | 320 |
| 88 | 2 | 10 | 0 | 28 | 74 | 81 | 0 | 195 | 1 | 357 |
| 89 | 4 | 2 | 0 | 34 | 117 | 60 | 0 | 217 | 0 | 363 |
| 90 | 2 | 8 | 0 | 28 | 123 | 35 | 0 | 196 | 0 | 337 |
| 90A | 0 | 4 | 0 | 15 | 72 | 29 | 0 | 120 | 0 | 211 |
| 91 | 1 | 7 | 0 | 30 | 96 | 31 | 0 | 165 | 0 | 303 |
| 92S | 1 | 3 | 2 | 3 | 29 | 18 | 0 | 56 | 0 | 86 |
| 93S | 1 | 6 | 2 | 4 | 15 | 10 | 0 | 38 | 1 | 93 |
| 94S *2. | 0 | 1 | 0 | 2 | 16 | 29 | 0 | 48 | 0 | 60 |
| 95S *2. | - | - | - | - | - | - | - | - | - | 23 |
| SubTotals | 121 | 770 | 22 | 3,327 | 10,344 | 6,727 | 32 | 21,343 | 93 | 37,400 |

(continued on next page)

| Voting Area (continued) | Boris Bear IND | Marc Emery BCM | Helvis | Robbie Mattu GP | Lorne Mayencourt LIB | Tim Stevenson NDP | Joseph Theriault PF | Total Valid Votes | Rejected Ballots | No. of Registered Voters |
|---------------------------------------|-------------------|-------------------|-----------|--------------------|-------------------------|----------------------|------------------------|----------------------|---------------------|--------------------------------|
| S. 98 Mobiles | 1 | 9 | 1 | 13 | 33 | 41 | 2 | 100 | 1 | |
| S. 99 Absentee - in ED | 11 | 98 | 0 | 392 | 651 | 413 | 4 | 1,569 | 13 | |
| S. 100 Absentee - out of ED | 1 | 15 | 1 | 47 | 78 | 43 | 1 | 186 | 10 | |
| S. 101 Absentee - Advance | 0 | 1 | 0 | 5 | 22 | 4 | 0 | 32 | 0 | |
| S. 104 Voting in DEO office | 2 | 13 | 1 | 38 | 257 | 122 | 1 | 434 | 6 | |
| S. 106 Voting by mail | 0 | 0 | 0 | 4 | 11 | 9 | 0 | 24 | 0 | |
| Grand Totals | 136 | 906 | 25 | 3,826 | 11,396 | 7,359 | 40 | 23,688 | 123 | 37,400 |
| % of Valid Votes | 0.57% | 3.82% | 0.11% | 16.15% | 48.11% | 31.07% | 0.17% | | | |

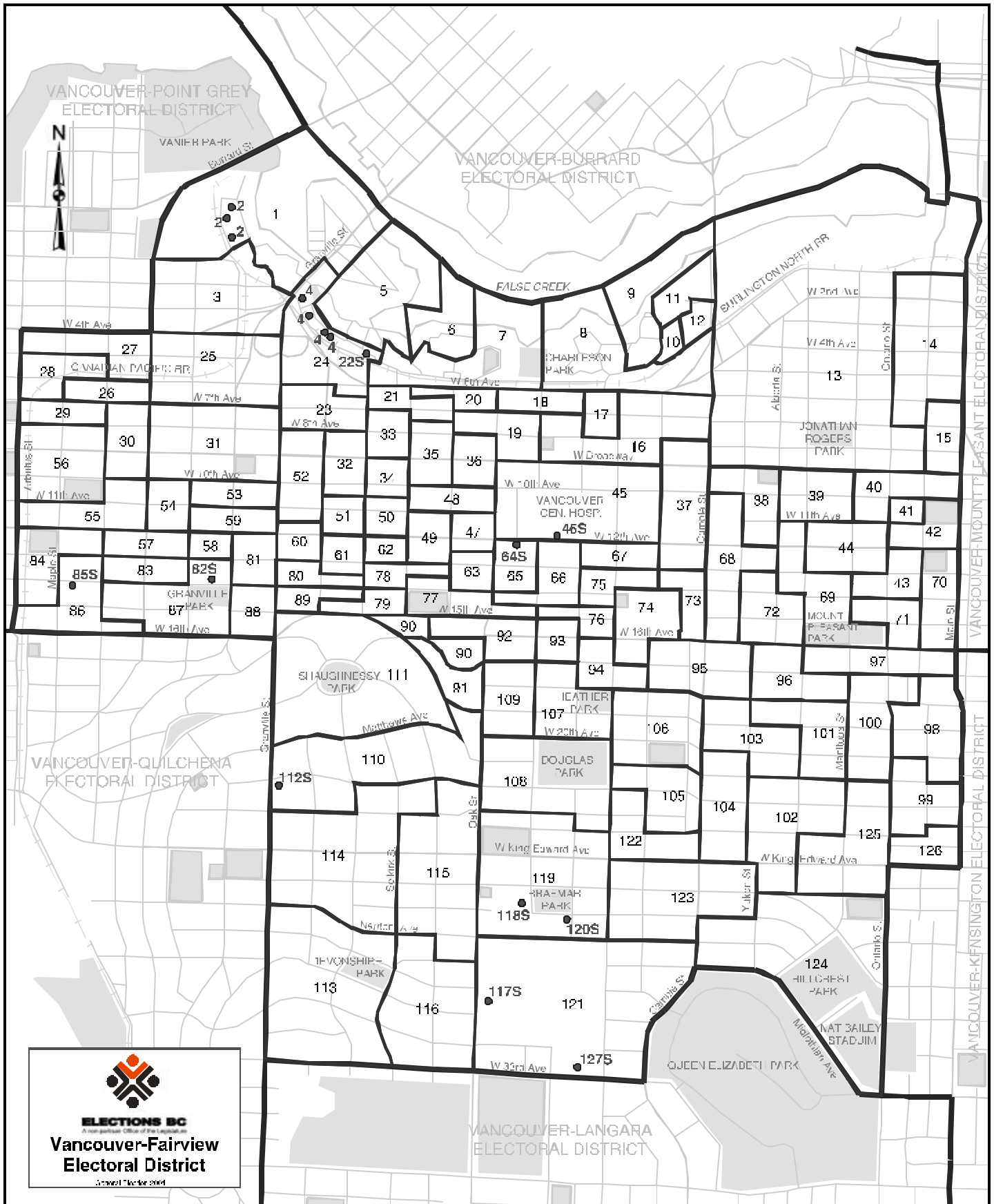
Summary:

| | | | |
|---------------------------------|---------------|--------|-------------------|
| Valid Votes - General & Advance | 21,343 | 90.10% | Total Valid Votes |
| S. 98 Mobiles | 100 | 0.42% | Total Valid Votes |
| S. 99 Absentee - in ED | 1,569 | 6.62% | Total Valid Votes |
| S. 100 Absentee - out of ED | 186 | 0.79% | Total Valid Votes |
| S. 101 Absentee - Advance | 32 | 0.14% | Total Valid Votes |
| S. 104 Voting in DEO office | 434 | 1.83% | Total Valid Votes |
| S. 106 Voting by mail | 24 | 0.10% | Total Valid Votes |
| Total Valid Votes | 23,688 | | |
| Rejected Ballots | 123 | 0.52% | Ballots Cast |
| Registered Voters Who Voted | 23,811 | 63.67% | Registered Voters |

Candidate Elected: Lorne Mayencourt (LIB)

*1 Voting Areas 6 and 7 combined

*2 Voting Areas 94S and 95S combined



| | Gary Farrell-Collins LIB | Ron MacIntyre BCM | Anita Romaniuk NDP | Brian Sproule PF | Vanessa Violini GP | Total Valid Votes | Rejected Ballots | No. of Registered Voters |
|---------------------------------|--------------------------------|-------------------------|--------------------------|------------------------|--------------------------|-------------------------|---------------------|--------------------------------|
| Advance Voting | | | | | | | | |
| District Electoral Office | 518 | 12 | 121 | 0 | 115 | 766 | 3 | |
| Mount Pleasant Community Centre | 334 | 7 | 118 | 0 | 84 | 543 | 2 | |
| General Voting | | | | | | | | |
| Voting Area | | | | | | | | |
| 1 | 132 | 6 | 19 | 1 | 23 | 181 | 1 | 279 |
| 2 | 145 | 5 | 29 | 0 | 29 | 208 | 0 | 345 |
| 3 | 96 | 4 | 42 | 1 | 35 | 178 | 1 | 324 |
| 4 | 78 | 7 | 77 | 0 | 46 | 208 | 1 | 326 |
| 5 | 90 | 4 | 62 | 1 | 49 | 206 | 1 | 347 |
| 6 | 75 | 6 | 39 | 2 | 33 | 155 | 1 | 219 |
| 7 | 104 | 3 | 85 | 1 | 49 | 242 | 0 | 364 |
| 8 | 100 | 10 | 93 | 0 | 58 | 261 | 1 | 383 |
| 9 | 98 | 6 | 34 | 0 | 40 | 178 | 2 | 313 |
| 10 | 141 | 8 | 31 | 0 | 21 | 201 | 0 | 332 |
| 11 | 165 | 1 | 22 | 1 | 28 | 217 | 0 | 369 |
| 12 | 29 | 2 | 35 | 1 | 28 | 95 | 0 | 186 |
| 13 | 72 | 2 | 30 | 1 | 35 | 140 | 0 | 288 |
| 14 | * 1. | - | - | - | - | - | - | 46 |
| 15 | * 1. | 6 | 44 | 1 | 42 | 120 | 0 | 186 |
| 16 | 184 | 6 | 43 | 2 | 47 | 282 | 1 | 526 |
| 17 | 88 | 2 | 48 | 1 | 28 | 167 | 0 | 298 |
| 18 | 94 | 8 | 50 | 0 | 29 | 181 | 0 | 349 |
| 19 | 138 | 3 | 30 | 0 | 46 | 217 | 0 | 338 |
| 20 | 109 | 0 | 16 | 0 | 21 | 146 | 0 | 255 |
| 21 | 124 | 9 | 24 | 0 | 29 | 186 | 0 | 313 |
| 22S | 25 | 1 | 9 | 2 | 3 | 40 | 3 | 59 |
| 23 | 97 | 5 | 26 | 0 | 39 | 167 | 0 | 316 |
| 24 | 164 | 11 | 25 | 0 | 52 | 252 | 0 | 410 |
| 25 | 162 | 8 | 30 | 0 | 18 | 218 | 1 | 336 |
| 26 | 135 | 5 | 56 | 0 | 67 | 263 | 1 | 435 |
| 27 | 96 | 7 | 34 | 0 | 39 | 176 | 0 | 353 |
| 28 | 53 | 5 | 48 | 2 | 44 | 152 | 0 | 282 |
| 29 | 66 | 8 | 55 | 0 | 42 | 171 | 1 | 285 |
| 30 | 83 | 6 | 43 | 2 | 45 | 179 | 2 | 330 |
| 31 | 205 | 7 | 31 | 2 | 60 | 305 | 2 | 536 |
| 32 | 72 | 5 | 19 | 0 | 21 | 117 | 0 | 235 |
| 33 | 88 | 1 | 22 | 0 | 28 | 139 | 0 | 261 |
| 34 | 36 | 5 | 21 | 0 | 41 | 103 | 3 | 230 |
| 35 | 87 | 2 | 17 | 0 | 30 | 136 | 1 | 282 |
| 36 | 41 | 6 | 12 | 1 | 25 | 85 | 0 | 187 |
| 37 | 134 | 4 | 31 | 0 | 35 | 204 | 2 | 399 |
| 38 | 84 | 6 | 53 | 0 | 39 | 182 | 1 | 354 |
| 39 | 55 | 7 | 44 | 1 | 55 | 162 | 1 | 311 |
| 40 | 60 | 3 | 52 | 0 | 29 | 144 | 0 | 254 |
| 41 | 42 | 7 | 42 | 0 | 39 | 130 | 2 | 215 |
| 42 | 23 | 5 | 30 | 1 | 26 | 85 | 2 | 210 |
| 43 | 78 | 4 | 55 | 0 | 50 | 187 | 0 | 330 |
| 44 | 80 | 4 | 55 | 1 | 28 | 168 | 1 | 340 |
| 45 | 55 | 1 | 21 | 0 | 17 | 94 | 0 | 190 |
| 46S | 21 | 3 | 9 | 0 | 3 | 36 | 0 | 42 |
| 47 | 59 | 5 | 25 | 0 | 31 | 120 | 0 | 296 |
| 48 | 65 | 5 | 40 | 1 | 50 | 161 | 1 | 333 |
| 49 | 108 | 6 | 44 | 1 | 48 | 207 | 2 | 383 |
| 50 | 68 | 4 | 30 | 0 | 39 | 141 | 0 | 320 |
| 51 | 75 | 4 | 27 | 0 | 46 | 152 | 1 | 339 |
| 52 | 62 | 5 | 27 | 0 | 27 | 121 | 1 | 337 |
| 53 | 60 | 4 | 33 | 1 | 50 | 148 | 1 | 335 |
| 54 | 107 | 6 | 30 | 0 | 43 | 186 | 2 | 335 |
| 55 | 132 | 3 | 49 | 1 | 46 | 231 | 1 | 389 |
| 56 | 59 | 13 | 39 | 1 | 54 | 166 | 1 | 342 |
| 57 | 108 | 4 | 30 | 0 | 34 | 176 | 2 | 296 |
| 58 | 67 | 8 | 18 | 0 | 35 | 128 | 0 | 246 |
| 59 | 98 | 4 | 33 | 1 | 53 | 189 | 0 | 356 |
| 60 | 106 | 1 | 27 | 0 | 29 | 163 | 0 | 280 |
| 61 | 67 | 4 | 37 | 0 | 48 | 156 | 1 | 344 |

| Voting Area (con tin ued) | Gary Farrell-Collins LIB | Ron MacIntyre BCM | Anita Romaniuk NDP | Brian Sproule PF | Vanessa Violini GP | Total Valid Votes | Rejected Ballots | No. of Registered Voters |
|---------------------------|--------------------------------|-------------------------|--------------------------|------------------------|--------------------------|-------------------------|---------------------|--------------------------------|
| 62 | 43 | 1 | 21 | 0 | 25 | 90 | 0 | 196 |
| 63 | 79 | 2 | 26 | 0 | 63 | 170 | 0 | 316 |
| 64S | 69 | 7 | 25 | 4 | 15 | 120 | 0 | 213 |
| 65 | 62 | 4 | 28 | 0 | 24 | 118 | 0 | 253 |
| 66 | 108 | 5 | 25 | 0 | 39 | 177 | 0 | 315 |
| 67 | 81 | 0 | 19 | 1 | 11 | 112 | 1 | 196 |
| 68 | 69 | 7 | 33 | 0 | 59 | 168 | 0 | 297 |
| 69 | 88 | 7 | 45 | 1 | 64 | 205 | 1 | 335 |
| 70 | 57 | 9 | 56 | 3 | 46 | 171 | 2 | 328 |
| 71 | 75 | 10 | 62 | 1 | 50 | 198 | 1 | 366 |
| 72 | 88 | 5 | 42 | 0 | 65 | 200 | 2 | 361 |
| 73 | 113 | 6 | 37 | 2 | 28 | 186 | 0 | 322 |
| 74 | 144 | 4 | 60 | 2 | 42 | 252 | 0 | 424 |
| 75 | 101 | 0 | 44 | 1 | 51 | 197 | 1 | 342 |
| 76 | 105 | 3 | 32 | 1 | 31 | 172 | 1 | 284 |
| 77 | 111 | 8 | 23 | 1 | 49 | 192 | 1 | 321 |
| 78 | 124 | 3 | 38 | 0 | 54 | 219 | 1 | 353 |
| 79 | 138 | 8 | 47 | 1 | 50 | 244 | 1 | 394 |
| 80 | 94 | 0 | 26 | 1 | 38 | 159 | 0 | 319 |
| 81 | 83 | 3 | 19 | 1 | 49 | 155 | 0 | 315 |
| 82S | 36 | 0 | 2 | 1 | 2 | 41 | 2 | 67 |
| 83 | 107 | 3 | 41 | 0 | 30 | 181 | 0 | 328 |
| 84 | 71 | 4 | 20 | 0 | 36 | 131 | 0 | 234 |
| 85S | 0 | 0 | 0 | 0 | 0 | 0 | 0 | 0 |
| 86 | 161 | 4 | 43 | 1 | 52 | 261 | 1 | 414 |
| 87 | 138 | 7 | 31 | 0 | 43 | 219 | 0 | 385 |
| 88 | 85 | 4 | 26 | 0 | 29 | 144 | 0 | 272 |
| 89 | 72 | 1 | 32 | 0 | 33 | 138 | 0 | 278 |
| 90 | 63 | 1 | 11 | 1 | 23 | 99 | 0 | 170 |
| 91 | 24 | 2 | 13 | 0 | 23 | 62 | 0 | 156 |
| 92 | 78 | 1 | 54 | 0 | 45 | 178 | 0 | 345 |
| 93 | 80 | 3 | 23 | 0 | 26 | 132 | 2 | 247 |
| 94 | 75 | 4 | 39 | 3 | 46 | 167 | 0 | 277 |
| 95 | 66 | 8 | 59 | 1 | 55 | 189 | 0 | 352 |
| 96 | 65 | 2 | 48 | 1 | 46 | 162 | 1 | 272 |
| 97 | 107 | 10 | 51 | 2 | 43 | 213 | 2 | 353 |
| 98 | 77 | 5 | 60 | 0 | 52 | 194 | 2 | 336 |
| 99 | 97 | 10 | 71 | 1 | 56 | 235 | 0 | 363 |
| 100 | 97 | 6 | 58 | 0 | 39 | 200 | 0 | 337 |
| 101 | 104 | 7 | 34 | 0 | 59 | 204 | 1 | 333 |
| 102 | 151 | 5 | 43 | 0 | 29 | 228 | 1 | 369 |
| 103 | 107 | 5 | 48 | 0 | 40 | 200 | 0 | 326 |
| 104 | 84 | 4 | 41 | 2 | 42 | 173 | 2 | 333 |
| 105 | 115 | 1 | 32 | 0 | 33 | 181 | 1 | 326 |
| 106 | 99 | 12 | 56 | 0 | 49 | 216 | 0 | 342 |
| 107 | 63 | 7 | 44 | 0 | 41 | 155 | 1 | 272 |
| 108 | 137 | 3 | 44 | 2 | 55 | 241 | 0 | 407 |
| 109 | 66 | 3 | 39 | 0 | 44 | 152 | 1 | 300 |
| 110 | 102 | 0 | 24 | 0 | 23 | 149 | 0 | 296 |
| 111 | 129 | 3 | 23 | 1 | 28 | 184 | 0 | 339 |
| 112S * 2. | - | - | - | - | - | - | - | 17 |
| 113 | 148 | 2 | 5 | 2 | 9 | 166 | 0 | 281 |
| 114 | 169 | 4 | 8 | 1 | 20 | 202 | 0 | 285 |
| 115 | 144 | 8 | 23 | 1 | 17 | 193 | 1 | 326 |
| 116 | 110 | 1 | 9 | 0 | 19 | 139 | 0 | 239 |
| 117S * 2. | 34 | 3 | 20 | 0 | 9 | 66 | 1 | 67 |
| 118S * 2. | - | - | - | - | - | - | - | 3 |
| 119 | 130 | 6 | 33 | 0 | 28 | 197 | 1 | 306 |
| 120S * 3. | 18 | 3 | 7 | 0 | 6 | 34 | 2 | 20 |
| 121 | 121 | 6 | 21 | 0 | 23 | 171 | 0 | 270 |
| 122 | 55 | 3 | 20 | 0 | 18 | 96 | 0 | 148 |
| 123 | 130 | 5 | 21 | 0 | 16 | 172 | 0 | 303 |

(con tin ued on next page)

| Voting Area (con tin ued) | Gary Farrell-Collins LIB | Ron MacIntyre BCM | Anita Romaniuk NDP | Brian Sproule PF | Vanessa Violini GP | Total Valid Votes | Rejected Ballots | No. of Registered Voters |
|---|--------------------------------|-------------------------|--------------------------|------------------------|--------------------------|-------------------------|---------------------|--------------------------------|
| 124 | 153 | 4 | 33 | 0 | 25 | 215 | 2 | 322 |
| 125 | 138 | 3 | 48 | 1 | 30 | 220 | 3 | 340 |
| 126 | 45 | 9 | 38 | 0 | 23 | 115 | 0 | 160 |
| 127S *3. | - | - | - | - | - | - | - | 25 |
| SubTotals | 12,107 | 593 | 4,525 | 72 | 4,641 | 21,938 | 89 | 36,690 |
| S. 98 Mobiles | 20 | 0 | 7 | 0 | 12 | 39 | 7 | |
| S. 99 Ab sen tee - in ED | 374 | 38 | 120 | 4 | 236 | 772 | 5 | |
| S. 100 Ab sen tee - out of ED | 136 | 13 | 63 | 0 | 108 | 320 | 29 | |
| S. 101 Ab sen tee - Ad vance | 46 | 1 | 13 | 0 | 15 | 75 | 7 | |
| S. 104 Voting in DEO of fice | 164 | 6 | 39 | 0 | 38 | 247 | 5 | |
| S. 106 Voting by mail | 17 | 0 | 5 | 0 | 1 | 23 | 0 | |
| Grand Totals | 12,864 | 651 | 4,772 | 76 | 5,051 | 23,414 | 142 | 36,690 |
| % of Valid Votes. | 54.94 % | 2.78% | 20.38% | 0.33% | 21.57 % | | | |

Summary:

| | | | |
|-----------------------------------|--------|--------|--------------------|
| Valid Votes - Gen eral & Ad vance | 21,938 | 93.70% | To tal Valid Votes |
| S. 98 Mobiles | 39 | 0.17% | To tal Valid Votes |
| S. 99 Ab sen tee - in ED | 772 | 3.30% | To tal Valid Votes |
| S. 100 Ab sen tee - out of ED | 320 | 1.37% | To tal Valid Votes |
| S. 101 Ab sen tee - Ad vance | 75 | 0.32% | To tal Valid Votes |
| S. 104 Voting in DEO of fice | 247 | 1.05% | To tal Valid Votes |
| S. 106 Voting by mail | 23 | 0.09% | To tal Valid Votes |

To tal Valid Votes 23,414

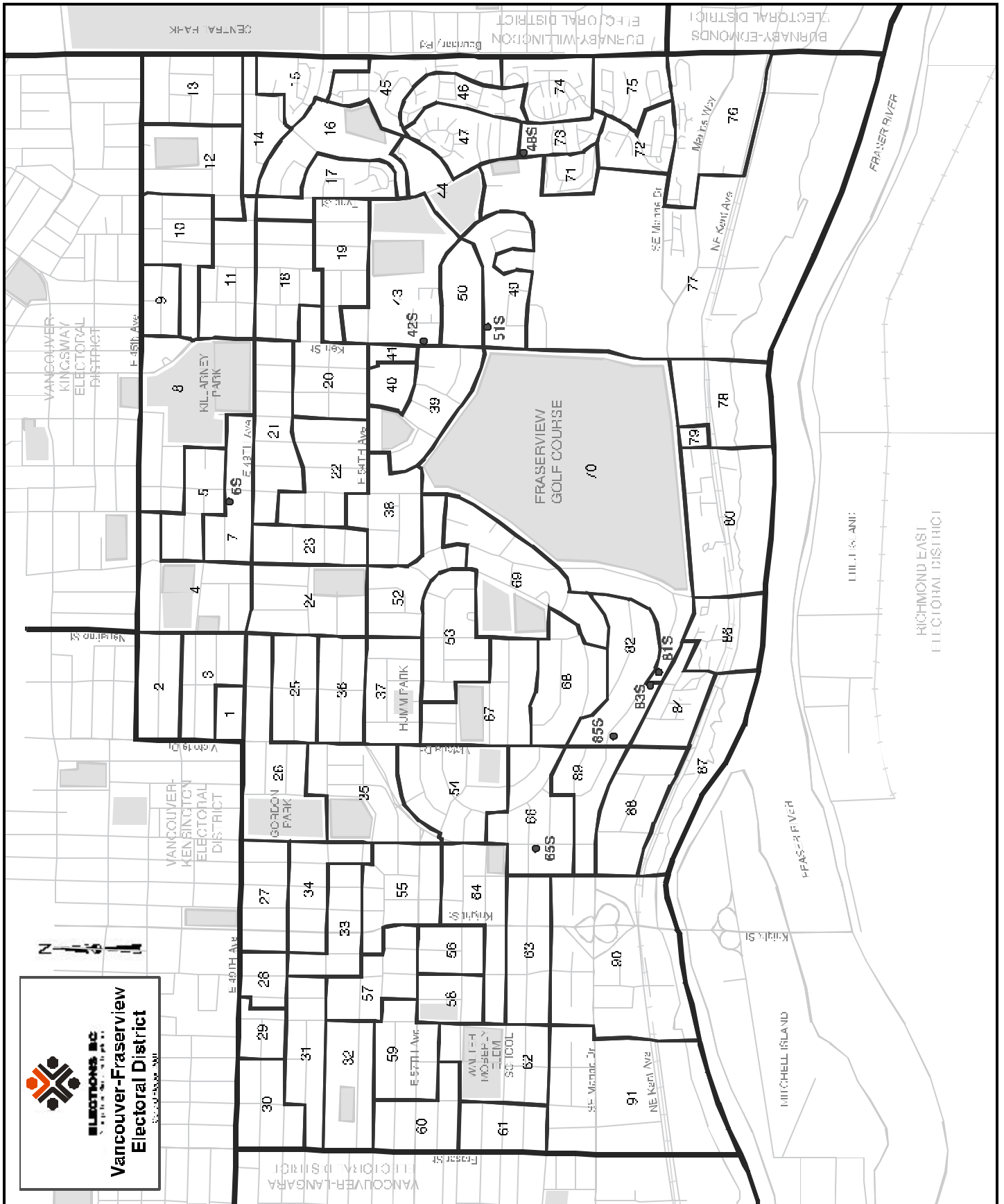
| | | | |
|-------------------------------|--------|--------|---------------------|
| Rejected Bal lots | 142 | 0.61% | Bal lots Cast |
| Reg is tered Voters Who Voted | 23,556 | 64.20% | Reg is tered Voters |

Candidate Elected: Gary Farrell-Collins (LIB)

*1 Voting Areas 14 and 15 com bined

*2 Voting Areas 112S, 117S and 118S com bined

*3 Voting Areas 120S and 127S com bined



| | Paul Emerson Hughes BCM | Ken Johnston LIB | Merina Matthew GP | Paul Stilwell UPBC | Ian Waddell NDP | Total Valid Votes | Rejected Ballots | No. of Registered Voters |
|--|-------------------------------|------------------------|-------------------------|--------------------------|-----------------------|-------------------------|---------------------|--------------------------------|
| Advance Voting | | | | | | | | |
| Cham plain Heights Com munity Centre | 8 | 484 | 60 | 19 | 168 | 739 | 2 | |
| Moberley Arts Cen tre | 3 | 156 | 17 | 3 | 71 | 250 | 0 | |
| General Voting | | | | | | | | |
| Voting Area | | | | | | | | |
| 1 | 0 | 27 | 1 | 0 | 13 | 41 | 0 | 70 |
| 2 | 5 | 139 | 10 | 12 | 78 | 244 | 2 | 337 |
| 3 | 3 | 113 | 11 | 2 | 50 | 179 | 3 | 281 |
| 4 | 1 | 116 | 13 | 5 | 63 | 198 | 1 | 302 |
| 5 | 0 | 125 | 11 | 4 | 44 | 184 | 0 | 304 |
| 6S * 1. | 4 | 32 | 1 | 3 | 20 | 60 | 1 | 40 |
| 7 | 1 | 101 | 9 | 5 | 58 | 174 | 1 | 281 |
| 8 | 5 | 113 | 19 | 2 | 44 | 183 | 0 | 283 |
| 9 | 5 | 71 | 2 | 1 | 29 | 108 | 0 | 170 |
| 10 | 7 | 135 | 15 | 11 | 67 | 235 | 1 | 382 |
| 11 | 3 | 122 | 15 | 1 | 78 | 219 | 0 | 341 |
| 12 | 0 | 115 | 12 | 0 | 78 | 205 | 2 | 279 |
| 13 | 2 | 149 | 17 | 10 | 60 | 238 | 0 | 335 |
| 14 | 4 | 117 | 25 | 1 | 63 | 210 | 3 | 326 |
| 15 | 3 | 106 | 13 | 6 | 101 | 229 | 1 | 347 |
| 16 | 1 | 137 | 16 | 4 | 65 | 223 | 3 | 345 |
| 17 | 1 | 103 | 22 | 4 | 86 | 216 | 2 | 327 |
| 18 | 1 | 123 | 13 | 4 | 72 | 213 | 1 | 317 |
| 19 | 3 | 151 | 13 | 3 | 59 | 229 | 0 | 353 |
| 20 | 5 | 119 | 19 | 6 | 58 | 207 | 2 | 303 |
| 21 | 1 | 146 | 18 | 4 | 55 | 224 | 0 | 338 |
| 22 | 0 | 123 | 11 | 1 | 70 | 205 | 0 | 293 |
| 23 | 0 | 82 | 23 | 4 | 69 | 178 | 5 | 315 |
| 24 | 1 | 188 | 16 | 9 | 53 | 267 | 2 | 380 |
| 25 | 2 | 149 | 17 | 5 | 68 | 241 | 2 | 320 |
| 26 | 2 | 138 | 24 | 6 | 74 | 244 | 1 | 371 |
| 27 | 3 | 141 | 9 | 1 | 54 | 208 | 0 | 333 |
| 28 | 0 | 69 | 10 | 2 | 34 | 115 | 2 | 175 |
| 29 | 3 | 66 | 6 | 3 | 23 | 101 | 0 | 181 |
| 30 | 2 | 108 | 14 | 8 | 72 | 204 | 3 | 339 |
| 31 | 5 | 116 | 20 | 6 | 100 | 247 | 3 | 396 |
| 32 | 2 | 138 | 10 | 8 | 90 | 248 | 1 | 357 |
| 33 | 6 | 98 | 14 | 6 | 54 | 178 | 0 | 280 |
| 34 | 0 | 124 | 11 | 2 | 47 | 184 | 0 | 316 |
| 35 | 4 | 143 | 12 | 3 | 55 | 217 | 2 | 316 |
| 36 | 2 | 99 | 17 | 3 | 87 | 208 | 1 | 317 |
| 37 | 0 | 135 | 9 | 4 | 54 | 202 | 0 | 285 |
| 38 | 4 | 144 | 6 | 3 | 48 | 205 | 1 | 302 |
| 39 | 4 | 162 | 10 | 3 | 48 | 227 | 1 | 319 |
| 40 | 4 | 43 | 16 | 6 | 60 | 129 | 1 | 249 |
| 41 | 0 | 17 | 3 | 0 | 15 | 35 | 0 | 57 |
| 42S | 0 | 20 | 2 | 3 | 11 | 36 | 0 | 64 |
| 43 | 0 | 58 | 16 | 4 | 60 | 138 | 0 | 307 |
| 44 | 2 | 45 | 23 | 3 | 93 | 166 | 2 | 257 |
| 45 | 3 | 127 | 23 | 1 | 55 | 209 | 1 | 306 |
| 46 | 3 | 59 | 27 | 5 | 109 | 203 | 1 | 302 |
| 47 | 3 | 123 | 13 | 6 | 79 | 224 | 0 | 357 |
| 48S | 1 | 27 | 6 | 1 | 23 | 58 | 0 | 68 |
| 49 | 5 | 161 | 10 | 6 | 38 | 220 | 0 | 345 |
| 50 | 3 | 81 | 24 | 2 | 63 | 173 | 0 | 285 |
| 51S | 2 | 23 | 2 | 3 | 4 | 34 | 0 | 39 |
| 52 | 4 | 112 | 14 | 3 | 69 | 202 | 1 | 298 |
| 53 | 0 | 135 | 11 | 8 | 45 | 199 | 0 | 316 |
| 54 | 4 | 163 | 23 | 3 | 90 | 283 | 0 | 402 |
| 55 | 7 | 144 | 23 | 4 | 62 | 240 | 1 | 332 |
| 56 | 0 | 42 | 5 | 2 | 48 | 97 | 0 | 179 |
| 57 | 2 | 138 | 10 | 1 | 84 | 235 | 2 | 351 |
| 58 | 5 | 47 | 10 | 0 | 38 | 100 | 0 | 158 |
| 59 | 7 | 91 | 11 | 1 | 79 | 189 | 0 | 343 |
| 60 | 2 | 99 | 9 | 2 | 98 | 210 | 2 | 346 |
| 61 | 0 | 89 | 15 | 1 | 89 | 194 | 6 | 344 |

**Vancouver-Fraserview Electoral District
Voting Results**

Statement of Votes
Elections British Columbia

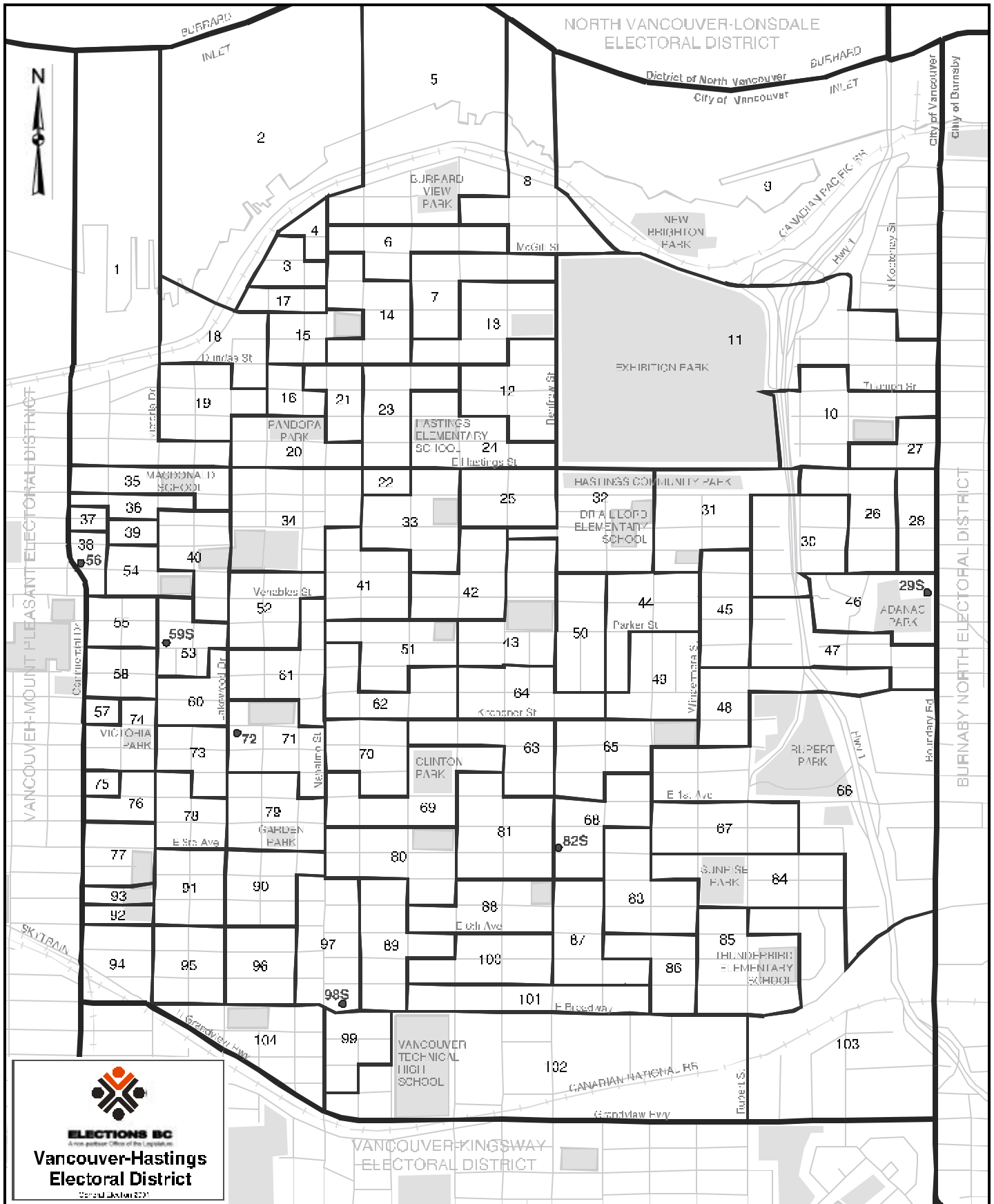
| Voting Area (continued) | Paul Emerson Hughes BCM | Ken Johnston LIB | Merina Matthew GP | Paul Stilwell UPBC | Ian Waddell NDP | Total Valid Votes | Rejected Ballots | No. of Registered Voters |
|------------------------------|-------------------------------|------------------------|-------------------------|--------------------------|-----------------------|-------------------------|---------------------|--------------------------------|
| 62 | 2 | 83 | 10 | 1 | 105 | 201 | 4 | 332 |
| 63 | 2 | 142 | 11 | 6 | 67 | 228 | 0 | 372 |
| 64 | 0 | 117 | 17 | 2 | 59 | 195 | 0 | 357 |
| 65S | 1 | 21 | 9 | 0 | 10 | 41 | 0 | 66 |
| 66 | 6 | 99 | 7 | 7 | 66 | 185 | 2 | 280 |
| 67 | 4 | 131 | 14 | 1 | 61 | 211 | 0 | 305 |
| 68 | 1 | 119 | 11 | 5 | 42 | 178 | 2 | 316 |
| 69 | 3 | 151 | 15 | 10 | 59 | 238 | 1 | 344 |
| 70 | 2 | 128 | 10 | 7 | 43 | 190 | 1 | 294 |
| 71 | 5 | 86 | 20 | 1 | 74 | 186 | 1 | 286 |
| 72 | 7 | 75 | 24 | 8 | 83 | 197 | 3 | 312 |
| 73 | 0 | 57 | 22 | 1 | 92 | 172 | 1 | 279 |
| 74 | 4 | 95 | 24 | 6 | 74 | 203 | 1 | 307 |
| 75 | 6 | 95 | 22 | 2 | 81 | 206 | 0 | 315 |
| 76 | 5 | 100 | 23 | 4 | 75 | 207 | 0 | 319 |
| 77 | 2 | 169 | 7 | 3 | 30 | 211 | 0 | 313 |
| 78 | 4 | 137 | 29 | 3 | 46 | 219 | 0 | 398 |
| 79 | 2 | 55 | 17 | 3 | 29 | 106 | 0 | 192 |
| 80 | 5 | 180 | 29 | 9 | 68 | 291 | 2 | 502 |
| 81S | 0 | 12 | 1 | 0 | 15 | 28 | 0 | 34 |
| 82 | 4 | 98 | 9 | 3 | 60 | 174 | 1 | 307 |
| 83S *1. | - | - | - | - | - | - | - | 29 |
| 84 | 0 | 97 | 16 | 7 | 58 | 178 | 0 | 291 |
| 85S *1. | - | - | - | - | - | - | - | 38 |
| 86 | 1 | 76 | 21 | 1 | 54 | 153 | 0 | 262 |
| 87 | 2 | 147 | 29 | 2 | 64 | 244 | 0 | 395 |
| 88 | 1 | 70 | 12 | 4 | 44 | 131 | 1 | 202 |
| 89 | 2 | 90 | 14 | 1 | 34 | 141 | 0 | 208 |
| 90 | 2 | 103 | 8 | 2 | 73 | 188 | 3 | 318 |
| 91 | 3 | 79 | 7 | 0 | 100 | 189 | 1 | 333 |
| SubTotals | 239 | 9,879 | 1,325 | 351 | 5,558 | 17,352 | 90 | 25,667 |
| S. 98 Mobiles | 3 | 27 | 7 | 0 | 7 | 44 | 2 | |
| S. 99 Absentee - in ED | 16 | 236 | 49 | 9 | 127 | 437 | 10 | |
| S. 100 Absentee - out of ED | 8 | 100 | 23 | 3 | 59 | 193 | 33 | |
| S. 101 Absentee - Advance | 0 | 28 | 9 | 4 | 22 | 63 | 12 | |
| S. 104 Voting in DEO of fice | 1 | 80 | 4 | 2 | 38 | 125 | 3 | |
| S. 106 Voting by mail | 0 | 11 | 0 | 0 | 4 | 15 | 0 | |
| Grand Totals | 267 | 10,361 | 1,417 | 369 | 5,815 | 18,229 | 150 | 25,667 |
| % of Valid Votes | 1.46% | 56.84% | 7.77% | 2.02% | 31.91% | | | |

Summary:

| | | | |
|---------------------------------|---------------|--------|-------------------|
| Valid Votes - General & Advance | 17,352 | 95.19% | Total Valid Votes |
| S. 98 Mobiles | 44 | 0.24% | Total Valid Votes |
| S. 99 Absentee - in ED | 437 | 2.40% | Total Valid Votes |
| S. 100 Absentee - out of ED | 193 | 1.06% | Total Valid Votes |
| S. 101 Absentee - Advance | 63 | 0.35% | Total Valid Votes |
| S. 104 Voting in DEO of fice | 125 | 0.69% | Total Valid Votes |
| S. 106 Voting by mail | 15 | 0.07% | Total Valid Votes |
| Total Valid Votes | 18,229 | | |
| Rejected Ballots | 150 | 0.82% | Ballots Cast |
| Registered Voters Who Voted | 18,379 | 71.61% | Registered Voters |

Candidate Elected: Ken Johnston (LIB)

*1 Voting Areas 6S, 83S and 85S combined



| | Charles Boylan PF | Ian Gregson GP | Daniel Lee LIB | Joy MacPhail NDP | Davin Ouimet BCM | Carrol Barbara Woolsey SC | Total Valid Votes | Rejected Ballots | No. of Registered Voters |
|-------------------------------------|-------------------------|----------------------|----------------------|------------------------|------------------------|------------------------------------|-------------------------|---------------------|--------------------------------|
| Ad vance Voting | | | | | | | | | |
| District Electoral Office | 3 | 81 | 255 | 320 | 11 | 7 | 677 | 3 | |
| General Voting | | | | | | | | | |
| Voting Area | | | | | | | | | |
| 1 | 0 | 19 | 10 | 30 | 7 | 1 | 67 | 0 | 167 |
| 2 | 0 | 8 | 22 | 32 | 4 | 0 | 66 | 0 | 163 |
| 3 | 1 | 41 | 43 | 94 | 9 | 0 | 188 | 1 | 343 |
| 4 | 3 | 27 | 38 | 75 | 1 | 0 | 144 | 0 | 220 |
| 5 | 2 | 18 | 52 | 96 | 5 | 1 | 174 | 0 | 284 |
| 6 | 0 | 25 | 66 | 84 | 1 | 0 | 176 | 2 | 310 |
| 7 | 2 | 27 | 67 | 98 | 3 | 5 | 202 | 0 | 319 |
| 8 | 0 | 29 | 49 | 85 | 2 | 2 | 167 | 1 | 291 |
| 9 | 1 | 25 | 96 | 78 | 1 | 2 | 203 | 1 | 322 |
| 10 | 1 | 36 | 108 | 76 | 1 | 1 | 223 | 1 | 330 |
| 11 | 0 | 38 | 113 | 94 | 9 | 1 | 255 | 1 | 365 |
| 12 | 2 | 25 | 123 | 85 | 3 | 1 | 239 | 0 | 356 |
| 13 | 1 | 17 | 76 | 92 | 3 | 1 | 190 | 2 | 299 |
| 14 | 2 | 27 | 74 | 94 | 6 | 2 | 205 | 3 | 382 |
| 15 | 0 | 23 | 44 | 77 | 6 | 1 | 151 | 2 | 311 |
| 16 | 0 | 25 | 48 | 60 | 6 | 3 | 142 | 4 | 294 |
| 17 | 0 | 19 | 51 | 78 | 4 | 6 | 158 | 0 | 310 |
| 18 | 2 | 28 | 52 | 84 | 9 | 0 | 175 | 1 | 391 |
| 19 | 0 | 29 | 50 | 83 | 4 | 3 | 169 | 1 | 310 |
| 20 | 0 | 17 | 25 | 52 | 1 | 3 | 98 | 0 | 273 |
| 21 | 1 | 14 | 36 | 81 | 1 | 5 | 138 | 0 | 235 |
| 22 | 1 | 21 | 15 | 34 | 5 | 0 | 76 | 1 | 120 |
| 23 | 3 | 18 | 79 | 75 | 1 | 2 | 178 | 1 | 269 |
| 24 | 1 | 22 | 87 | 78 | 3 | 1 | 192 | 2 | 285 |
| 25 | 1 | 11 | 58 | 38 | 1 | 4 | 113 | 3 | 183 |
| 26 | 1 | 17 | 92 | 50 | 3 | 2 | 165 | 0 | 248 |
| 27 *1 | - | - | - | - | - | - | - | - | 120 |
| 28 *1 | 2 | 16 | 78 | 65 | 7 | 1 | 169 | 1 | 153 |
| 29S *2 | - | - | - | - | - | - | - | - | 56 |
| 30 | 0 | 15 | 86 | 54 | 1 | 4 | 160 | 0 | 276 |
| 31 | 1 | 20 | 70 | 70 | 2 | 3 | 166 | 0 | 269 |
| 32 | 0 | 9 | 93 | 80 | 6 | 3 | 191 | 1 | 281 |
| 33 | 3 | 34 | 103 | 68 | 3 | 0 | 211 | 2 | 319 |
| 34 | 1 | 38 | 72 | 78 | 4 | 0 | 193 | 1 | 336 |
| 35 | 1 | 12 | 13 | 118 | 2 | 0 | 146 | 1 | 261 |
| 36 | 1 | 35 | 24 | 75 | 2 | 1 | 138 | 0 | 304 |
| 37 | 0 | 8 | 17 | 52 | 2 | 1 | 80 | 0 | 173 |
| 38 | 1 | 28 | 18 | 71 | 1 | 0 | 119 | 0 | 225 |
| 39 | 0 | 24 | 15 | 32 | 4 | 0 | 75 | 1 | 197 |
| 40 | 0 | 55 | 58 | 108 | 4 | 3 | 228 | 0 | 357 |
| 41 | 0 | 23 | 108 | 74 | 4 | 3 | 212 | 0 | 328 |
| 42 | 1 | 19 | 127 | 61 | 1 | 2 | 211 | 0 | 327 |
| 43 | 3 | 17 | 99 | 75 | 2 | 6 | 202 | 1 | 326 |
| 44 | 0 | 15 | 123 | 58 | 1 | 7 | 204 | 0 | 352 |
| 45 | 0 | 11 | 88 | 70 | 5 | 0 | 174 | 0 | 298 |
| 46 | 1 | 48 | 41 | 118 | 7 | 1 | 216 | 0 | 404 |
| 47 | 1 | 18 | 128 | 73 | 2 | 6 | 228 | 2 | 405 |
| 48 | 0 | 15 | 129 | 51 | 2 | 4 | 201 | 1 | 299 |
| 49 | 1 | 22 | 112 | 65 | 4 | 0 | 204 | 0 | 297 |
| 50 | 2 | 21 | 87 | 72 | 1 | 11 | 194 | 0 | 321 |
| 51 | 2 | 29 | 98 | 93 | 3 | 2 | 227 | 0 | 354 |
| 52 | 1 | 24 | 82 | 115 | 7 | 4 | 233 | 0 | 365 |
| 53 | 1 | 71 | 33 | 84 | 6 | 2 | 197 | 2 | 320 |
| 54 | 0 | 55 | 33 | 74 | 3 | 1 | 166 | 1 | 346 |
| 55 | 1 | 59 | 34 | 74 | 4 | 4 | 176 | 2 | 326 |
| 56 | 2 | 3 | 15 | 25 | 0 | 2 | 47 | 2 | 112 |
| 57 *3 | 1 | 40 | 23 | 37 | 5 | 0 | 106 | 1 | 70 |
| 58 | 1 | 55 | 31 | 83 | 7 | 0 | 177 | 1 | 341 |
| 59S *2 | 3 | 4 | 18 | 15 | 0 | 1 | 41 | 4 | 57 |
| 60 | 1 | 56 | 44 | 113 | 3 | 0 | 217 | 0 | 343 |
| 61 | 4 | 37 | 91 | 103 | 9 | 7 | 251 | 3 | 349 |
| 62 | 1 | 26 | 83 | 78 | 5 | 0 | 193 | 2 | 298 |

| Voting Area (con tin ued) | Charles Boylan PF | Ian Gregson GP | Daniel Lee LIB | Joy MacPhail NDP | Davin Ouimet BCM | Carrol Barbara Woolsey SC | Total Valid Votes | Rejected Ballots | No. of Registered Voters |
|-------------------------------|-------------------------|----------------------|----------------------|------------------------|------------------------|---------------------------------|-------------------------|---------------------|--------------------------------|
| 63 | 3 | 21 | 95 | 77 | 1 | 3 | 200 | 3 | 295 |
| 64 | 1 | 22 | 96 | 64 | 5 | 1 | 189 | 2 | 285 |
| 65 | 2 | 25 | 122 | 56 | 4 | 9 | 218 | 3 | 317 |
| 66 | 2 | 18 | 111 | 62 | 6 | 4 | 203 | 1 | 333 |
| 67 | 0 | 19 | 98 | 56 | 1 | 2 | 176 | 1 | 300 |
| 68 | 0 | 15 | 88 | 54 | 1 | 6 | 164 | 3 | 268 |
| 69 | 0 | 16 | 89 | 47 | 1 | 2 | 155 | 3 | 226 |
| 70 | 0 | 27 | 74 | 61 | 3 | 1 | 166 | 0 | 252 |
| 71 | 3 | 41 | 60 | 117 | 2 | 1 | 224 | 1 | 336 |
| 72 | 0 | 0 | 0 | 0 | 0 | 0 | 0 | 0 | 0 |
| 73 | 0 | 44 | 45 | 86 | 3 | 3 | 181 | 2 | 321 |
| 74 | 0 | 49 | 22 | 67 | 6 | 0 | 144 | 1 | 310 |
| 75 *3 | - | - | - | - | - | - | - | - | 47 |
| 76 | 2 | 22 | 34 | 43 | 4 | 1 | 106 | 0 | 197 |
| 77 | 2 | 48 | 44 | 104 | 5 | 1 | 204 | 1 | 310 |
| 78 | 3 | 37 | 41 | 60 | 4 | 0 | 145 | 1 | 296 |
| 79 | 4 | 23 | 92 | 64 | 3 | 0 | 186 | 4 | 289 |
| 80 | 2 | 14 | 97 | 91 | 4 | 4 | 212 | 0 | 312 |
| 81 | 0 | 24 | 100 | 89 | 1 | 3 | 217 | 2 | 323 |
| 82S *4 | - | - | - | - | - | - | - | - | 30 |
| 83 | 1 | 18 | 80 | 66 | 0 | 3 | 168 | 4 | 313 |
| 84 | 3 | 11 | 82 | 93 | 3 | 2 | 194 | 2 | 311 |
| 85 | 0 | 15 | 103 | 77 | 2 | 3 | 200 | 1 | 323 |
| 86 | 0 | 14 | 79 | 48 | 2 | 2 | 145 | 1 | 233 |
| 87 | 0 | 18 | 120 | 63 | 2 | 4 | 207 | 2 | 312 |
| 88 | 5 | 16 | 78 | 60 | 4 | 4 | 167 | 1 | 283 |
| 89 | 0 | 24 | 97 | 69 | 2 | 1 | 193 | 0 | 302 |
| 90 | 0 | 40 | 57 | 98 | 6 | 0 | 201 | 4 | 307 |
| 91 | 1 | 38 | 54 | 103 | 2 | 1 | 199 | 2 | 327 |
| 92 *5 | - | - | - | - | - | - | - | - | 83 |
| 93 *5 | 0 | 19 | 26 | 45 | 4 | 0 | 94 | 1 | 53 |
| 94 | 1 | 40 | 36 | 59 | 2 | 0 | 138 | 0 | 271 |
| 95 | 0 | 31 | 53 | 104 | 6 | 1 | 195 | 0 | 302 |
| 96 | 3 | 33 | 86 | 77 | 1 | 0 | 200 | 0 | 320 |
| 97 | 1 | 16 | 119 | 109 | 6 | 2 | 253 | 1 | 398 |
| 98S *4 | 1 | 5 | 8 | 12 | 0 | 1 | 27 | 1 | 54 |
| 99 | 1 | 19 | 144 | 58 | 5 | 0 | 227 | 1 | 351 |
| 100 | 0 | 17 | 101 | 77 | 4 | 1 | 200 | 0 | 310 |
| 101 | 1 | 24 | 94 | 71 | 8 | 5 | 203 | 1 | 341 |
| 102 | 2 | 13 | 69 | 47 | 2 | 0 | 133 | 0 | 197 |
| 103 | 0 | 20 | 54 | 114 | 3 | 2 | 193 | 2 | 330 |
| 104 | 1 | 15 | 95 | 94 | 2 | 5 | 212 | 0 | 320 |
| SubTotals | 110 | 2,560 | 7,046 | 7,447 | 349 | 211 | 17,723 | 111 | 28,433 |
| S. 98 Mobiles | 1 | 8 | 14 | 29 | 2 | 0 | 54 | 5 | |
| S. 99 Ab sen tee - in ED | 6 | 199 | 423 | 374 | 42 | 9 | 1,053 | 5 | |
| S. 100 Ab sen tee - out of ED | 2 | 89 | 60 | 85 | 14 | 1 | 251 | 13 | |
| S. 101 Ab sen tee - Ad vance. | 0 | 5 | 6 | 10 | 2 | 0 | 23 | 0 | |
| S. 104 Voting in DEO of fice. | 0 | 10 | 42 | 45 | 0 | 1 | 98 | 0 | |
| S. 106 Voting by mail | 0 | 3 | 9 | 19 | 0 | 0 | 31 | 0 | |
| Grand To tals | 119 | 2,874 | 7,600 | 8,009 | 409 | 222 | 19,233 | 134 | 28,433 |
| % of Valid Votes | 0.63% | 14.94% | 39.51% | 41.64% | 2.13% | 1.15% | | | |

(con tin ued on next page)

Summary:

| | | | |
|-----------------------------------|--------|--------|--------------------|
| Valid Votes - Gen eral & Ad vance | 17,723 | 92.15% | To tal Valid Votes |
| S. 98 Mobiles | 54 | 0.28% | To tal Valid Votes |
| S. 99 Ab sen tee - in ED | 1,053 | 5.47% | To tal Valid Votes |
| S. 100 Ab sen tee - out of ED | 251 | 1.31% | To tal Valid Votes |
| S. 101 Ab sen tee - Ad vance | 23 | 0.12% | To tal Valid Votes |
| S. 104 Voting in DEO of fice | 98 | 0.51% | To tal Valid Votes |
| S. 106 Voting by mail | 31 | 0.16% | To tal Valid Votes |

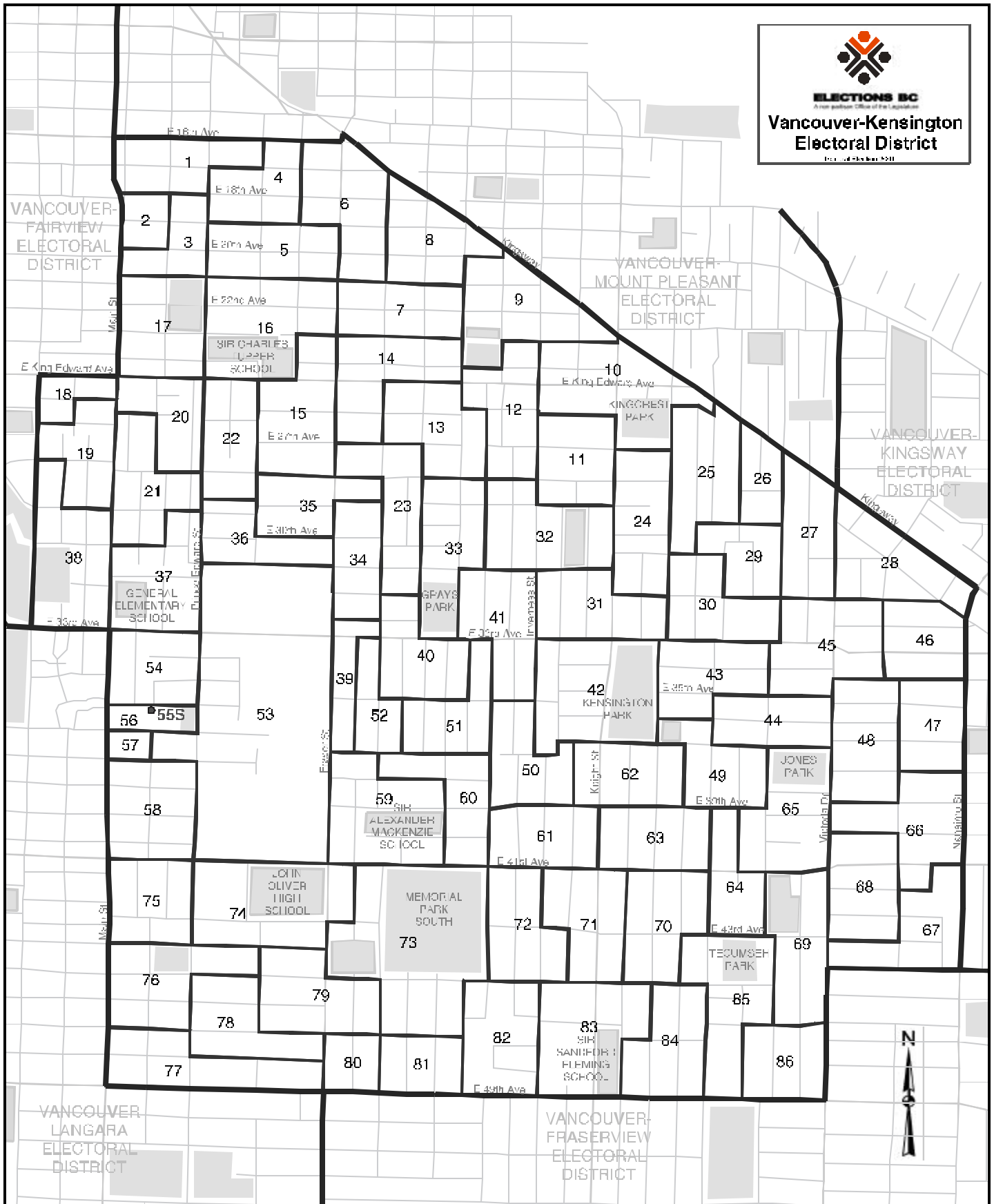
To tal Valid Votes 19,233

| | | | |
|-------------------------------|--------|--------|---------------------|
| Rejected Ballots | 134 | 0.70% | Bal lots Cast |
| Reg is tered Voters Who Voted | 19,367 | 68.11% | Reg is tered Voters |

Candidate Elected: Joy MacPhail (NDP)

*1 Voting Areas 27 and 28 com bined
 *3 Voting Areas 57 and 75 com bined
 *5 Voting Areas 92 and 93 com bined

*2 Voting Areas 29S and 59S com bined
 *4 Voting Areas 82S and 98S com bined



| | Ujjal Dosanjh NDP | John Gordon BCM | Betty Krawczyk GP | John Francis O'Flynn UPBC | Patrick Wong LIB | Total Valid Votes | Rejected Ballots | No. of Registered Voters |
|--|-------------------------|-----------------------|-------------------------|---------------------------------|------------------------|-------------------------|---------------------|--------------------------------|
| Advance Voting | | | | | | | | |
| Dis trict Elec toral Of fice | 409 | 16 | 45 | 27 | 689 | 1,186 | 10 | |
| General Voting | | | | | | | | |
| Voting Area | | | | | | | | |
| 1 | 79 | 3 | 38 | 11 | 77 | 208 | 2 | 335 |
| 2 | 66 | 5 | 33 | 1 | 47 | 152 | 2 | 256 |
| 3 | 59 | 2 | 22 | 6 | 73 | 162 | 0 | 263 |
| 4 | 63 | 5 | 20 | 5 | 115 | 208 | 1 | 316 |
| 5 | 76 | 4 | 13 | 1 | 137 | 231 | 4 | 364 |
| 6 | 93 | 12 | 11 | 2 | 142 | 260 | 1 | 400 |
| 7 | 98 | 6 | 27 | 6 | 98 | 235 | 0 | 337 |
| 8 | 51 | 1 | 13 | 2 | 87 | 154 | 0 | 262 |
| 9 | 81 | 4 | 31 | 4 | 83 | 203 | 4 | 320 |
| 10 | 73 | 4 | 21 | 1 | 90 | 189 | 3 | 308 |
| 11 | 93 | 9 | 16 | 5 | 130 | 253 | 2 | 352 |
| 12 | 78 | 5 | 29 | 1 | 113 | 226 | 4 | 342 |
| 13 | 93 | 11 | 24 | 5 | 75 | 208 | 2 | 354 |
| 14 | 84 | 7 | 33 | 4 | 93 | 221 | 1 | 347 |
| 15 | 126 | 12 | 12 | 2 | 117 | 269 | 1 | 402 |
| 16 | 98 | 6 | 24 | 5 | 92 | 225 | 2 | 360 |
| 17 | 93 | 6 | 41 | 1 | 72 | 213 | 3 | 342 |
| 18 | 34 | 1 | 14 | 0 | 32 | 81 | 0 | 161 |
| 19 | 73 | 7 | 31 | 5 | 58 | 174 | 3 | 324 |
| 20 | 98 | 4 | 39 | 4 | 54 | 199 | 2 | 318 |
| 21 | 103 | 8 | 46 | 1 | 74 | 232 | 1 | 380 |
| 22 | 84 | 2 | 39 | 1 | 83 | 209 | 1 | 331 |
| 23 | 95 | 5 | 33 | 1 | 99 | 233 | 0 | 334 |
| 24 | 97 | 3 | 13 | 10 | 86 | 209 | 2 | 308 |
| 25 | 92 | 11 | 9 | 5 | 90 | 207 | 4 | 344 |
| 26 | 35 | 1 | 9 | 1 | 47 | 93 | 0 | 153 |
| 27 | 83 | 3 | 17 | 4 | 116 | 223 | 0 | 330 |
| 28 | 76 | 3 | 19 | 3 | 128 | 229 | 4 | 386 |
| 29 | 67 | 3 | 10 | 3 | 79 | 162 | 3 | 220 |
| 30 | 67 | 8 | 18 | 4 | 131 | 228 | 4 | 315 |
| 31 | 93 | 11 | 6 | 2 | 108 | 220 | 0 | 332 |
| 32 | 101 | 2 | 19 | 4 | 143 | 269 | 1 | 397 |
| 33 | 90 | 3 | 33 | 7 | 69 | 202 | 1 | 317 |
| 34 | 106 | 9 | 22 | 4 | 77 | 218 | 3 | 362 |
| 35 | 73 | 5 | 32 | 3 | 65 | 178 | 3 | 301 |
| 36 | 112 | 1 | 33 | 3 | 58 | 207 | 2 | 305 |
| 37 | 92 | 4 | 34 | 3 | 72 | 205 | 2 | 345 |
| 38 | 64 | 4 | 28 | 2 | 105 | 203 | 4 | 353 |
| 39 | 44 | 5 | 14 | 1 | 44 | 108 | 0 | 209 |
| 40 | 132 | 3 | 27 | 3 | 83 | 248 | 0 | 357 |
| 41 | 84 | 4 | 15 | 7 | 110 | 220 | 1 | 374 |
| 42 | 82 | 1 | 16 | 1 | 81 | 181 | 0 | 314 |
| 43 | 74 | 6 | 16 | 2 | 95 | 193 | 3 | 328 |
| 44 | 80 | 4 | 4 | 2 | 96 | 186 | 3 | 268 |
| 45 | 88 | 7 | 12 | 6 | 120 | 233 | 6 | 342 |
| 46 | 84 | 4 | 8 | 3 | 100 | 199 | 1 | 306 |
| 47 | 83 | 4 | 9 | 2 | 102 | 200 | 0 | 283 |
| 48 | 71 | 4 | 16 | 0 | 100 | 191 | 2 | 307 |
| 49 | 66 | 7 | 14 | 3 | 98 | 188 | 2 | 290 |
| 50 | 79 | 2 | 20 | 4 | 117 | 222 | 3 | 315 |
| 51 | 114 | 8 | 17 | 0 | 93 | 232 | 7 | 328 |
| 52 | 66 | 7 | 13 | 7 | 39 | 132 | 1 | 222 |
| 53 | 101 | 9 | 39 | 6 | 68 | 223 | 5 | 353 |
| 54 | 67 | 9 | 31 | 3 | 90 | 200 | 5 | 306 |
| 55S | 9 | 1 | 2 | 1 | 22 | 35 | 3 | 101 |
| 56 | 68 | 6 | 13 | 4 | 73 | 164 | 7 | 278 |
| 57 | 15 | 0 | 1 | 0 | 13 | 29 | 0 | 62 |
| 58 | 83 | 4 | 23 | 4 | 88 | 202 | 1 | 333 |
| 59 | 115 | 10 | 18 | 6 | 101 | 250 | 0 | 363 |
| 60 | 98 | 7 | 14 | 3 | 132 | 254 | 1 | 333 |
| 61 | 71 | 5 | 11 | 5 | 89 | 181 | 0 | 285 |
| 62 | 59 | 5 | 8 | 1 | 98 | 171 | 0 | 264 |

| Voting Area (con tin ued) | Ujjal Dosanjh NDP | John Gordon BCM | Betty Krawczyk GP | John Francis O'Flynn UPBC | Patrick Wong LIB | Total Valid Votes | Rejected Ballots | No. of Registered Voters |
|-------------------------------|-------------------------|-----------------------|-------------------------|---------------------------------|------------------------|-------------------------|---------------------|--------------------------------|
| 63 | 65 | 5 | 6 | 3 | 106 | 185 | 4 | 307 |
| 64 | 79 | 11 | 12 | 5 | 125 | 232 | 6 | 352 |
| 65 | 73 | 11 | 9 | 2 | 105 | 200 | 3 | 321 |
| 66 | 76 | 6 | 19 | 2 | 121 | 224 | 1 | 344 |
| 67 | 100 | 10 | 13 | 1 | 89 | 213 | 0 | 323 |
| 68 | 57 | 4 | 17 | 4 | 112 | 194 | 0 | 308 |
| 69 | 78 | 4 | 9 | 3 | 157 | 251 | 2 | 353 |
| 70 | 79 | 3 | 10 | 3 | 98 | 193 | 2 | 324 |
| 71 | 59 | 7 | 9 | 0 | 97 | 172 | 2 | 279 |
| 72 | 51 | 4 | 5 | 2 | 114 | 176 | 2 | 318 |
| 73 | 62 | 6 | 21 | 2 | 113 | 204 | 0 | 321 |
| 74 | 90 | 10 | 28 | 5 | 76 | 209 | 2 | 353 |
| 75 | 89 | 6 | 12 | 3 | 72 | 182 | 1 | 287 |
| 76 | 102 | 8 | 32 | 3 | 105 | 250 | 6 | 394 |
| 77 | 104 | 4 | 15 | 3 | 77 | 203 | 2 | 323 |
| 78 | 72 | 5 | 18 | 7 | 108 | 210 | 2 | 291 |
| 79 | 93 | 7 | 23 | 1 | 104 | 228 | 4 | 370 |
| 80 | 39 | 1 | 2 | 2 | 40 | 84 | 0 | 164 |
| 81 | 51 | 1 | 15 | 2 | 67 | 136 | 0 | 226 |
| 82 | 42 | 6 | 8 | 3 | 138 | 197 | 0 | 295 |
| 83 | 81 | 4 | 20 | 1 | 76 | 182 | 3 | 291 |
| 84 | 97 | 6 | 11 | 3 | 137 | 254 | 0 | 365 |
| 85 | 63 | 4 | 11 | 3 | 106 | 187 | 0 | 321 |
| 86 | 49 | 4 | 14 | 0 | 96 | 163 | 0 | 272 |
| SubTotals | 7,132 | 475 | 1,657 | 296 | 8,595 | 18,155 | 175 | 26,699 |
| S. 98 Mobiles | 16 | 3 | 1 | 1 | 15 | 36 | 2 | |
| S. 99 Ab sen tee - in ED | 198 | 28 | 81 | 11 | 348 | 666 | 16 | |
| S. 100 Ab sen tee - out of ED | 65 | 7 | 31 | 1 | 84 | 188 | 56 | |
| S. 101 Ab sen tee - Ad vance | 12 | 2 | 10 | 0 | 21 | 45 | 0 | |
| S. 104 Voting in DEO of fice | 46 | 0 | 13 | 3 | 78 | 140 | 1 | |
| S. 106 Voting by mail | 9 | 1 | 2 | 2 | 21 | 35 | 0 | |
| Grand To tals | 7,478 | 516 | 1,795 | 314 | 9,162 | 19,265 | 250 | 26,699 |
| % of Valid Votes | 38.82 % | 2.68% | 9.32% | 1.62% | 47.56 % | | | |

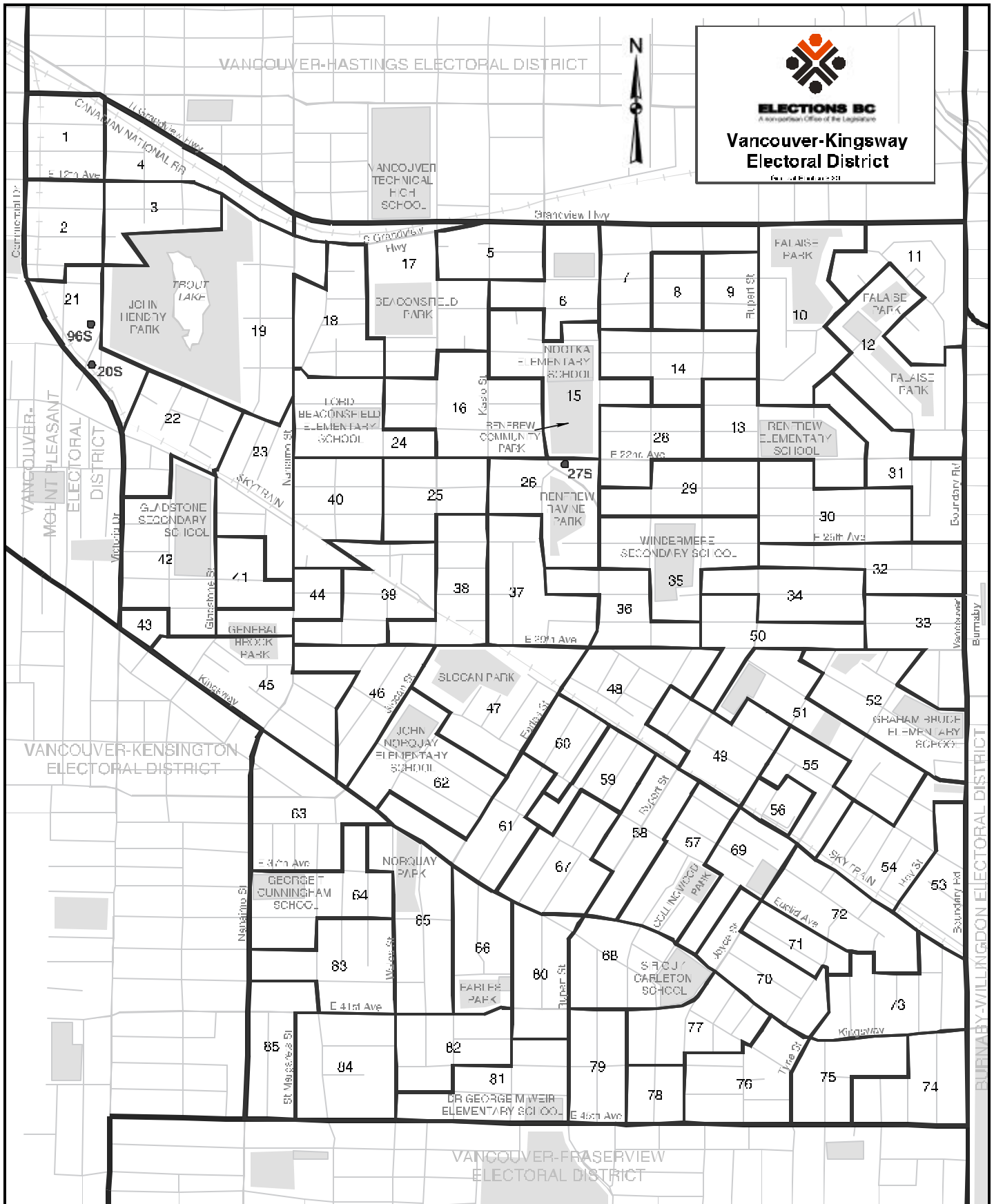
Summary:

| | | | |
|-----------------------------------|--------|--------|--------------------|
| Valid Votes - Gen eral & Ad vance | 18,155 | 94.24% | To tal Valid Votes |
| S. 98 Mobiles | 36 | 0.19% | To tal Valid Votes |
| S. 99 Ab sen tee - in ED | 666 | 3.46% | To tal Valid Votes |
| S. 100 Ab sen tee - out of ED | 188 | 0.98% | To tal Valid Votes |
| S. 101 Ab sen tee - Ad vance | 45 | 0.23% | To tal Valid Votes |
| S. 104 Voting in DEO of fice | 140 | 0.72% | To tal Valid Votes |
| S. 106 Voting by mail | 35 | 0.18% | To tal Valid Votes |

To tal Valid Votes 19,265

| | | | |
|-------------------------------|--------|--------|---------------------|
| Rejected Ballots | 250 | 1.30% | Bal lots Cast |
| Reg is tered Voters Who Voted | 19,515 | 73.09% | Reg is tered Voters |

Candidate Elected: Patrick Wong (LIB)



| | Alicia Barsallo NDP | Tyler Ducharme COBC | Steven Mackenzie Lay BCM | Geoff Lyon GP | Rob Nijjar LIB | Donna Petersen PF | Sal Vetro UPBC | Total Valid Votes | Rejected Ballots | No. of Registered Voters |
|-------------------------------------|---------------------------|---------------------------|--------------------------------|---------------------|----------------------|-------------------------|----------------------|-------------------------|---------------------|--------------------------------|
| Advance Voting | | | | | | | | | | |
| District Electoral Office | 178 | 10 | 7 | 65 | 419 | 2 | 33 | 714 | 5 | |
| General Voting | | | | | | | | | | |
| Voting Area | | | | | | | | | | |
| 1 | 47 | 2 | 3 | 26 | 28 | 1 | 0 | 107 | 2 | 287 |
| 2 | 50 | 0 | 6 | 47 | 53 | 0 | 4 | 160 | 3 | 313 |
| 3 | 48 | 1 | 4 | 19 | 39 | 0 | 3 | 114 | 4 | 218 |
| 4 | 53 | 1 | 2 | 24 | 21 | 0 | 0 | 101 | 0 | 203 |
| 5 | 89 | 4 | 1 | 31 | 66 | 2 | 5 | 198 | 2 | 325 |
| 6 | 52 | 0 | 6 | 18 | 73 | 2 | 7 | 158 | 1 | 247 |
| 7 | 76 | 0 | 3 | 7 | 79 | 0 | 12 | 177 | 3 | 283 |
| 8 | 39 | 0 | 2 | 15 | 48 | 0 | 4 | 108 | 1 | 157 |
| 9 | 31 | 4 | 5 | 9 | 77 | 0 | 2 | 128 | 2 | 210 |
| 10 | 69 | 1 | 4 | 22 | 88 | 0 | 6 | 190 | 0 | 298 |
| 11 | 63 | 1 | 2 | 16 | 83 | 0 | 9 | 174 | 0 | 295 |
| 12 | 66 | 2 | 7 | 23 | 91 | 2 | 6 | 197 | 0 | 323 |
| 13 | 68 | 2 | 3 | 15 | 84 | 2 | 4 | 178 | 2 | 266 |
| 14 | 75 | 3 | 5 | 24 | 170 | 0 | 14 | 291 | 3 | 404 |
| 15 | 48 | 1 | 3 | 14 | 118 | 0 | 9 | 193 | 1 | 299 |
| 16 | 69 | 1 | 4 | 21 | 123 | 3 | 13 | 234 | 0 | 341 |
| 17 | 28 | 0 | 6 | 22 | 82 | 1 | 2 | 141 | 0 | 365 |
| 18 | 59 | 1 | 5 | 21 | 108 | 0 | 3 | 197 | 2 | 314 |
| 19 | 65 | 0 | 4 | 30 | 82 | 0 | 6 | 187 | 2 | 323 |
| 20S *1. | 10 | 8 | 0 | 2 | 5 | 2 | 1 | 28 | 0 | 50 |
| 21 | 65 | 0 | 9 | 46 | 69 | 1 | 5 | 195 | 2 | 312 |
| 22 | 92 | 0 | 7 | 24 | 91 | 1 | 9 | 224 | 1 | 356 |
| 23 | 77 | 4 | 7 | 29 | 70 | 1 | 3 | 191 | 1 | 298 |
| 24 | 63 | 3 | 4 | 32 | 83 | 2 | 1 | 188 | 4 | 290 |
| 25 | 53 | 1 | 2 | 25 | 97 | 0 | 3 | 181 | 0 | 281 |
| 26 | 30 | 1 | 3 | 14 | 66 | 0 | 10 | 124 | 0 | 220 |
| 27S | 12 | 0 | 1 | 0 | 15 | 1 | 2 | 31 | 0 | 64 |
| 28 | 57 | 2 | 6 | 20 | 100 | 3 | 10 | 198 | 1 | 287 |
| 29 | 59 | 4 | 3 | 11 | 119 | 1 | 6 | 203 | 3 | 303 |
| 30 | 59 | 2 | 5 | 18 | 113 | 1 | 7 | 205 | 1 | 350 |
| 31 | 55 | 6 | 0 | 25 | 88 | 0 | 3 | 177 | 1 | 296 |
| 32 | 81 | 0 | 2 | 20 | 79 | 0 | 1 | 183 | 2 | 283 |
| 33 | 55 | 0 | 5 | 12 | 115 | 1 | 9 | 197 | 2 | 322 |
| 34 | 47 | 1 | 7 | 26 | 123 | 2 | 5 | 211 | 1 | 303 |
| 35 | 43 | 2 | 5 | 19 | 112 | 0 | 11 | 192 | 3 | 281 |
| 36 | 36 | 0 | 8 | 21 | 96 | 2 | 4 | 167 | 2 | 278 |
| 37 | 59 | 1 | 4 | 13 | 137 | 0 | 8 | 222 | 1 | 335 |
| 38 | 86 | 0 | 3 | 20 | 104 | 4 | 8 | 225 | 1 | 337 |
| 39 | 68 | 1 | 8 | 37 | 69 | 0 | 7 | 190 | 2 | 334 |
| 40 | 86 | 1 | 1 | 22 | 97 | 1 | 3 | 211 | 2 | 322 |
| 41 | 47 | 3 | 2 | 19 | 47 | 2 | 4 | 124 | 0 | 193 |
| 42 | 80 | 0 | 8 | 24 | 120 | 2 | 5 | 239 | 3 | 361 |
| 43 *2. | - | - | - | - | - | - | - | - | - | 17 |
| 44 *2. | 35 | 0 | 3 | 9 | 45 | 1 | 3 | 96 | 0 | 155 |
| 45 | 74 | 3 | 7 | 15 | 126 | 1 | 6 | 232 | 2 | 406 |
| 46 | 83 | 6 | 4 | 30 | 96 | 3 | 3 | 225 | 2 | 349 |
| 47 | 76 | 5 | 9 | 29 | 139 | 1 | 7 | 266 | 1 | 392 |
| 48 | 65 | 5 | 4 | 11 | 94 | 2 | 6 | 187 | 0 | 331 |
| 49 | 75 | 2 | 5 | 31 | 99 | 0 | 9 | 221 | 4 | 340 |
| 50 | 61 | 5 | 5 | 21 | 117 | 1 | 6 | 216 | 2 | 318 |
| 51 | 109 | 6 | 1 | 8 | 91 | 1 | 6 | 222 | 0 | 300 |
| 52 | 85 | 2 | 1 | 33 | 126 | 1 | 5 | 253 | 0 | 368 |
| 53 | 98 | 2 | 4 | 25 | 111 | 1 | 8 | 249 | 5 | 428 |
| 54 | 63 | 1 | 3 | 7 | 77 | 1 | 4 | 156 | 0 | 283 |
| 55 | 34 | 0 | 4 | 16 | 69 | 1 | 3 | 127 | 0 | 205 |
| 56 | 53 | 3 | 4 | 9 | 129 | 0 | 3 | 201 | 0 | 355 |
| 57 | 82 | 3 | 2 | 17 | 66 | 0 | 7 | 177 | 0 | 284 |
| 58 | 60 | 4 | 4 | 16 | 70 | 0 | 10 | 164 | 0 | 310 |
| 59 | 52 | 2 | 3 | 20 | 57 | 0 | 5 | 139 | 2 | 285 |
| 60 | 47 | 7 | 1 | 8 | 32 | 1 | 3 | 99 | 0 | 243 |
| 61 | 27 | 0 | 2 | 11 | 58 | 1 | 2 | 101 | 3 | 243 |
| 62 | 74 | 3 | 3 | 24 | 160 | 1 | 5 | 270 | 3 | 390 |

| Voting Area (continued) | Alicia Barsallo NDP | Tyler Ducharme COBC | Steven Mackenzie Lay BCM | Geoff Lyon GP | Rob Nijjar LIB | Donna Petersen PF | Sal Vetro UPBC | Total Valid Votes | Rejected Ballots | No. of Registered Voters |
|-----------------------------|------------------------|------------------------|-----------------------------|------------------|-------------------|----------------------|-------------------|----------------------|---------------------|--------------------------------|
| 63 | 51 | 1 | 5 | 10 | 113 | 0 | 1 | 181 | 4 | 325 |
| 64 | 58 | 2 | 3 | 9 | 123 | 1 | 5 | 201 | 2 | 305 |
| 65 | 53 | 0 | 4 | 22 | 113 | 0 | 36 | 228 | 1 | 332 |
| 66 | 48 | 2 | 3 | 5 | 54 | 5 | 6 | 123 | 0 | 220 |
| 67 | 36 | 4 | 7 | 19 | 107 | 2 | 3 | 178 | 1 | 367 |
| 68 | 92 | 0 | 5 | 6 | 69 | 1 | 3 | 176 | 0 | 311 |
| 69 | 59 | 2 | 1 | 23 | 86 | 0 | 12 | 183 | 0 | 333 |
| 70 | 61 | 0 | 3 | 16 | 55 | 0 | 3 | 138 | 0 | 271 |
| 71 | 40 | 0 | 2 | 8 | 52 | 0 | 3 | 105 | 0 | 203 |
| 72 | 82 | 1 | 4 | 24 | 173 | 1 | 12 | 297 | 0 | 641 |
| 73 | 44 | 0 | 2 | 11 | 47 | 0 | 5 | 109 | 0 | 299 |
| 74 | 52 | 1 | 4 | 11 | 86 | 0 | 5 | 159 | 0 | 283 |
| 75 | 77 | 1 | 4 | 13 | 54 | 0 | 7 | 156 | 0 | 308 |
| 76 | 75 | 0 | 2 | 8 | 91 | 2 | 3 | 181 | 0 | 335 |
| 77 | 57 | 1 | 2 | 15 | 99 | 0 | 6 | 180 | 0 | 307 |
| 78 | 16 | 0 | 0 | 7 | 54 | 0 | 0 | 77 | 0 | 123 |
| 79 | 48 | 0 | 10 | 14 | 102 | 0 | 3 | 177 | 0 | 274 |
| 80 | 56 | 2 | 4 | 6 | 73 | 1 | 3 | 145 | 0 | 241 |
| 81 | 51 | 0 | 5 | 19 | 128 | 1 | 13 | 217 | 0 | 302 |
| 82 | 52 | 1 | 1 | 16 | 124 | 0 | 10 | 204 | 0 | 294 |
| 83 | 58 | 1 | 1 | 10 | 99 | 0 | 3 | 172 | 1 | 289 |
| 84 | 51 | 2 | 6 | 13 | 111 | 1 | 8 | 192 | 0 | 313 |
| 85 | 61 | 0 | 0 | 13 | 83 | 2 | 0 | 159 | 0 | 304 |
| 96S *1 | - | - | - | - | - | - | - | - | - | 39 |
| SubTotals | 5,124 | 154 | 329 | 1,586 | 7,805 | 76 | 518 | 15,592 | 99 | 24,948 |
| S. 98 Mobiles | 31 | 1 | 4 | 14 | 46 | 1 | 2 | 99 | 18 | |
| S. 99 Absentee - in ED | 140 | 1 | 15 | 60 | 207 | 1 | 11 | 435 | 39 | |
| S. 100 Absentee - out of ED | 83 | 1 | 10 | 39 | 130 | 1 | 6 | 270 | 19 | |
| S. 101 Absentee - Advance | 9 | 0 | 0 | 4 | 14 | 1 | 1 | 29 | 1 | |
| S. 104 Voting in DEO office | 38 | 1 | 5 | 19 | 56 | 0 | 3 | 122 | 10 | |
| S. 106 Voting by mail | 4 | 1 | 1 | 3 | 6 | 1 | 0 | 16 | 2 | |
| Grand Totals | 5,429 | 159 | 364 | 1,725 | 8,264 | 81 | 541 | 16,563 | 188 | 24,948 |
| % of Valid Votes | 32.78% | 0.96% | 2.20% | 10.41% | 49.89% | 0.49% | 3.27% | | | |

Summary:

| | | | |
|---------------------------------|--------|--------|-------------------|
| Valid Votes - General & Advance | 15,592 | 94.14% | Total Valid Votes |
| S. 98 Mobiles | 99 | 0.60% | Total Valid Votes |
| S. 99 Absentee - in ED | 435 | 2.63% | Total Valid Votes |
| S. 100 Absentee - out of ED | 270 | 1.63% | Total Valid Votes |
| S. 101 Absentee - Advance | 29 | 0.17% | Total Valid Votes |
| S. 104 Voting in DEO office | 122 | 0.74% | Total Valid Votes |
| S. 106 Voting by mail | 16 | 0.09% | Total Valid Votes |

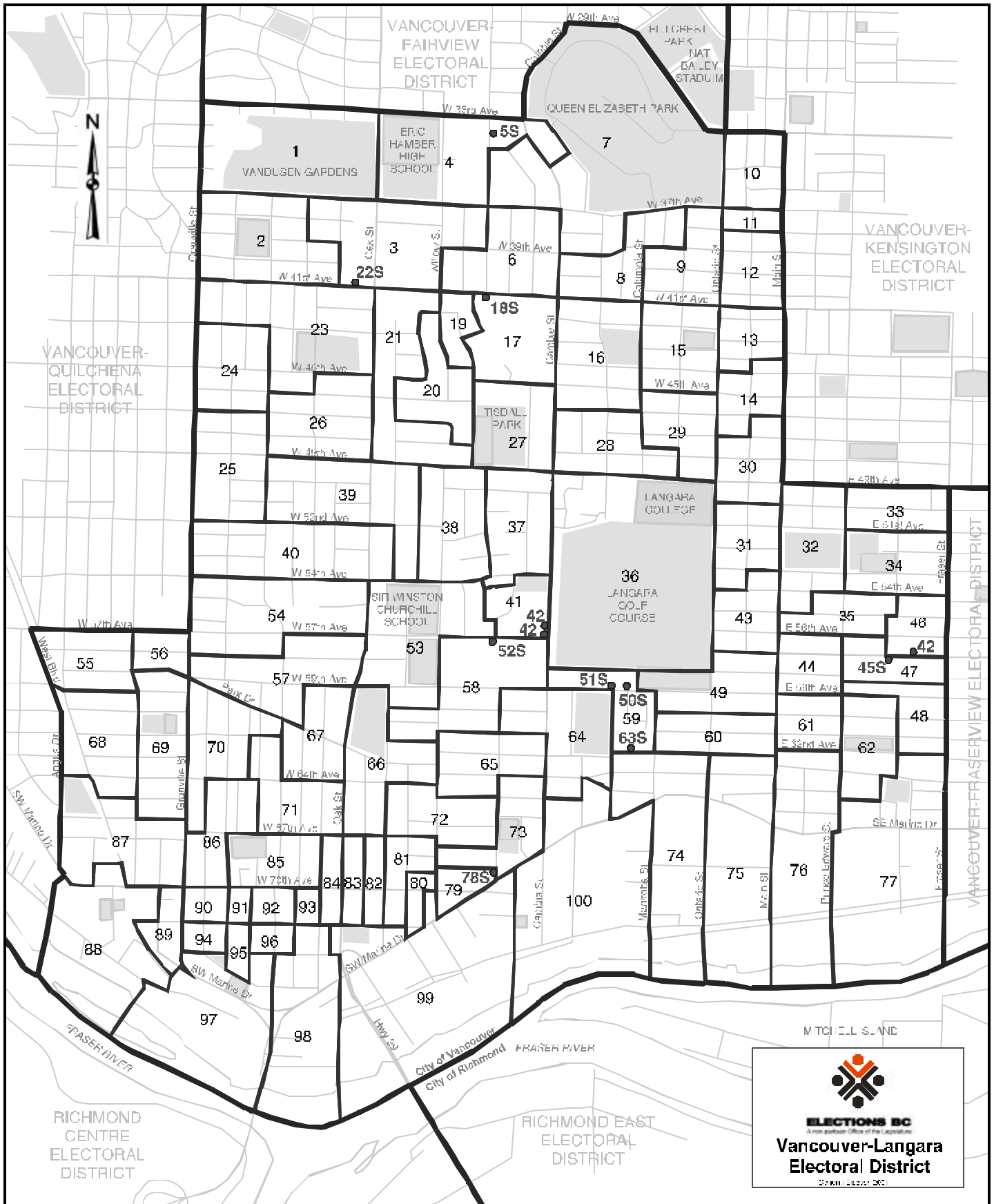
Total Valid Votes 16,563

| | | | |
|-----------------------------|--------|--------|-------------------|
| Rejected Ballots | 188 | 1.14% | Ballots Cast |
| Registered Voters Who Voted | 16,751 | 67.14% | Registered Voters |

Candidate Elected: Rob Nijjar (LIB)

*1 Voting Areas 20S and 96S combined

*2 Voting Areas 43 and 44 combined



**Vancouver-Langara Electoral District
Voting Results**

Statement of Votes
Elections British Columbia

| | Val Anderson LIB | Anthony Campbell BCM | Michael Hill PF | Peter G. Prontzos NDP | Doug Warkentin GP | Joe Young | Total Valid Votes | Rejected Ballots | No. of Registered Voters |
|-------------------------------------|------------------------|----------------------------|-----------------------|-----------------------------|-------------------------|--------------|-------------------------|---------------------|--------------------------------|
| Advance Voting | | | | | | | | | |
| District Electoral Office | 5 | 0 | 0 | 1 | 0 | 0 | 6 | 0 | |
| Marpole Place for Seniors | 334 | 8 | 1 | 53 | 52 | 2 | 450 | 3 | |
| South Slope YMCA | 527 | 15 | 0 | 86 | 66 | 2 | 696 | 18 | |
| General Voting | | | | | | | | | |
| Voting Area | | | | | | | | | |
| 1 | 167 | 8 | 0 | 11 | 9 | 0 | 195 | 2 | 297 |
| 2 | 148 | 5 | 0 | 19 | 15 | 0 | 187 | 0 | 299 |
| 3 | 166 | 8 | 1 | 30 | 11 | 0 | 216 | 1 | 357 |
| 4 | 40 | 2 | 0 | 0 | 1 | 0 | 43 | 1 | 80 |
| 5S *1 | - | - | - | - | - | - | - | - | 62 |
| 6 | 163 | 7 | 0 | 15 | 10 | 1 | 196 | 1 | 307 |
| 7 | 125 | 3 | 0 | 11 | 19 | 1 | 159 | 0 | 272 |
| 8 | 130 | 4 | 1 | 17 | 9 | 2 | 163 | 1 | 264 |
| 9 | 141 | 5 | 2 | 38 | 14 | 1 | 201 | 1 | 309 |
| 10 | 65 | 11 | 0 | 59 | 24 | 0 | 159 | 1 | 319 |
| 11 | 46 | 0 | 0 | 11 | 3 | 0 | 60 | 0 | 97 |
| 12 | 104 | 11 | 1 | 45 | 28 | 5 | 194 | 1 | 320 |
| 13 | 116 | 8 | 0 | 42 | 23 | 2 | 191 | 0 | 280 |
| 14 | 136 | 8 | 1 | 37 | 32 | 1 | 215 | 0 | 303 |
| 15 | 144 | 3 | 2 | 35 | 25 | 0 | 209 | 0 | 315 |
| 16 | 113 | 3 | 0 | 16 | 15 | 1 | 148 | 2 | 289 |
| 17 | 147 | 3 | 2 | 40 | 25 | 0 | 217 | 4 | 360 |
| 18S | 0 | 0 | 0 | 0 | 0 | 0 | 0 | 0 | 6 |
| 19 | 86 | 3 | 1 | 24 | 23 | 1 | 138 | 1 | 233 |
| 20 | 143 | 6 | 0 | 20 | 12 | 1 | 182 | 3 | 289 |
| 21 | 165 | 6 | 0 | 9 | 14 | 0 | 194 | 0 | 300 |
| 22S *2 | 74 | 4 | 1 | 20 | 9 | 2 | 110 | 2 | 98 |
| 23 | 171 | 10 | 1 | 13 | 17 | 2 | 214 | 1 | 332 |
| 24 | 128 | 6 | 0 | 10 | 15 | 0 | 159 | 0 | 233 |
| 25 | 102 | 8 | 0 | 5 | 9 | 0 | 124 | 2 | 222 |
| 26 | 151 | 9 | 0 | 4 | 13 | 0 | 177 | 3 | 291 |
| 27 | 117 | 6 | 1 | 20 | 15 | 1 | 160 | 1 | 264 |
| 28 | 139 | 1 | 0 | 16 | 15 | 4 | 175 | 0 | 313 |
| 29 | 117 | 5 | 0 | 24 | 28 | 1 | 175 | 0 | 282 |
| 30 | 115 | 7 | 0 | 47 | 25 | 3 | 197 | 1 | 340 |
| 31 | 129 | 5 | 1 | 57 | 21 | 0 | 213 | 3 | 362 |
| 32 | 114 | 8 | 1 | 58 | 23 | 4 | 208 | 1 | 310 |
| 33 | 99 | 10 | 0 | 78 | 12 | 1 | 200 | 0 | 320 |
| 34 | 110 | 6 | 1 | 56 | 16 | 1 | 190 | 1 | 327 |
| 35 | 103 | 8 | 0 | 57 | 27 | 1 | 196 | 2 | 330 |
| 36 | 116 | 0 | 0 | 16 | 8 | 1 | 141 | 2 | 361 |
| 37 | 136 | 5 | 1 | 10 | 14 | 1 | 167 | 3 | 271 |
| 38 | 144 | 9 | 0 | 12 | 8 | 2 | 175 | 2 | 294 |
| 39 | 134 | 3 | 0 | 13 | 6 | 0 | 156 | 2 | 330 |
| 40 | 143 | 5 | 0 | 9 | 9 | 5 | 171 | 3 | 333 |
| 41 | 83 | 2 | 0 | 14 | 8 | 0 | 107 | 0 | 244 |
| 42 | 86 | 5 | 0 | 19 | 11 | 2 | 123 | 1 | 235 |
| 43 | 127 | 10 | 1 | 60 | 15 | 1 | 214 | 1 | 339 |
| 44 | 116 | 7 | 0 | 44 | 6 | 1 | 174 | 2 | 294 |
| 45S *1 | - | - | - | - | - | - | - | - | 46 |
| 46 | 68 | 7 | 0 | 50 | 14 | 2 | 141 | 0 | 264 |
| 47 | 63 | 6 | 4 | 61 | 5 | 2 | 141 | 3 | 256 |
| 48 | 84 | 17 | 1 | 88 | 15 | 0 | 200 | 5 | 298 |
| 49 | 165 | 7 | 0 | 62 | 19 | 1 | 254 | 3 | 384 |
| 50S | 0 | 0 | 0 | 0 | 0 | 0 | 0 | 0 | 0 |
| 51S *1 | - | - | - | - | - | - | - | - | 22 |
| 52S *1 | 82 | 23 | 5 | 28 | 18 | 5 | 161 | 4 | 148 |
| 53 | 104 | 5 | 1 | 24 | 14 | 3 | 151 | 4 | 240 |
| 54 | 135 | 2 | 0 | 9 | 9 | 0 | 155 | 0 | 333 |
| 55 | 116 | 2 | 0 | 14 | 20 | 0 | 152 | 0 | 225 |
| 56 | 58 | 1 | 0 | 5 | 4 | 0 | 68 | 0 | 93 |
| 57 | 134 | 8 | 0 | 16 | 18 | 1 | 177 | 1 | 322 |
| 58 | 119 | 5 | 0 | 28 | 15 | 0 | 167 | 2 | 259 |
| 59 | 142 | 4 | 0 | 16 | 19 | 0 | 181 | 2 | 275 |
| 60 | 135 | 6 | 1 | 40 | 28 | 1 | 211 | 2 | 337 |

| Voting Area (con tin ued) | Val Anderson LIB | Anthony Campbell BCM | Michael Hill PF | Peter G. Prontzos NDP | Doug Warkentin GP | Joe Young | Total Valid Votes | Rejected Ballots | No. of Registered Voters |
|-------------------------------|------------------------|----------------------------|-----------------------|-----------------------------|-------------------------|--------------|-------------------------|---------------------|--------------------------------|
| 61 | 88 | 5 | 0 | 41 | 11 | 1 | 146 | 2 | 303 |
| 62 | 91 | 11 | 1 | 84 | 27 | 2 | 216 | 5 | 330 |
| 63S * 2 | - | - | - | - | - | - | - | - | 63 |
| 64 | 109 | 3 | 0 | 13 | 15 | 0 | 140 | 1 | 253 |
| 65 | 170 | 6 | 0 | 17 | 17 | 1 | 211 | 2 | 316 |
| 66 | 132 | 7 | 1 | 27 | 15 | 1 | 183 | 4 | 301 |
| 67 | 112 | 5 | 0 | 20 | 24 | 5 | 166 | 1 | 296 |
| 68 | 178 | 6 | 0 | 12 | 30 | 0 | 226 | 0 | 363 |
| 69 | 158 | 4 | 0 | 26 | 26 | 0 | 214 | 1 | 338 |
| 70 | 137 | 8 | 0 | 14 | 23 | 1 | 183 | 0 | 337 |
| 71 | 126 | 4 | 0 | 37 | 28 | 1 | 196 | 0 | 310 |
| 72 | 138 | 6 | 0 | 14 | 20 | 0 | 178 | 1 | 276 |
| 73 | 128 | 13 | 0 | 28 | 42 | 1 | 212 | 5 | 364 |
| 74 | 158 | 5 | 0 | 44 | 13 | 2 | 222 | 2 | 334 |
| 75 | 99 | 4 | 1 | 40 | 11 | 1 | 156 | 1 | 243 |
| 76 | 120 | 9 | 2 | 76 | 10 | 3 | 220 | 4 | 336 |
| 77 | 84 | 15 | 2 | 82 | 16 | 1 | 200 | 1 | 353 |
| 78S * 2 | - | - | - | - | - | - | - | - | 64 |
| 79 | 57 | 3 | 0 | 8 | 15 | 0 | 83 | 0 | 173 |
| 80 | 47 | 11 | 0 | 11 | 23 | 0 | 92 | 0 | 195 |
| 81 | 88 | 4 | 0 | 31 | 27 | 0 | 150 | 1 | 315 |
| 82 | 57 | 4 | 0 | 18 | 22 | 0 | 101 | 0 | 208 |
| 83 | 72 | 5 | 0 | 16 | 27 | 0 | 120 | 2 | 219 |
| 84 | 52 | 4 | 0 | 18 | 15 | 2 | 91 | 2 | 196 |
| 85 | 156 | 9 | 2 | 30 | 38 | 1 | 236 | 4 | 365 |
| 86 | 152 | 11 | 1 | 21 | 30 | 3 | 218 | 6 | 338 |
| 87 | 131 | 4 | 0 | 19 | 15 | 0 | 169 | 0 | 296 |
| 88 | 81 | 4 | 0 | 36 | 31 | 0 | 152 | 2 | 279 |
| 89 | 69 | 11 | 0 | 33 | 28 | 0 | 141 | 2 | 281 |
| 90 | 60 | 3 | 0 | 27 | 36 | 1 | 127 | 1 | 270 |
| 91 | 47 | 5 | 0 | 16 | 21 | 0 | 89 | 0 | 170 |
| 92 | 103 | 8 | 0 | 22 | 44 | 2 | 179 | 1 | 310 |
| 93 | 59 | 9 | 0 | 13 | 36 | 0 | 117 | 1 | 214 |
| 94 | 80 | 7 | 0 | 17 | 23 | 2 | 129 | 3 | 264 |
| 95 | 58 | 10 | 0 | 28 | 35 | 2 | 133 | 0 | 248 |
| 96 | 87 | 7 | 1 | 27 | 33 | 0 | 155 | 1 | 264 |
| 97 | 115 | 11 | 2 | 49 | 24 | 1 | 202 | 0 | 343 |
| 98 | 71 | 9 | 0 | 36 | 37 | 1 | 154 | 0 | 286 |
| 99 | 45 | 7 | 2 | 27 | 20 | 0 | 101 | 2 | 211 |
| 100 | 68 | 9 | 0 | 31 | 17 | 0 | 125 | 2 | 266 |
| SubTotals | 11,153 | 625 | 47 | 2,826 | 1,883 | 103 | 16,637 | 159 | 26,476 |
| S. 98 Mobiles | 13 | 1 | 0 | 9 | 3 | 1 | 27 | 0 | |
| S. 99 Ab sen tee - in ED | 295 | 28 | 0 | 87 | 61 | 0 | 471 | 16 | |
| S. 100 Ab sen tee - out of ED | 125 | 11 | 4 | 40 | 38 | 1 | 219 | 19 | |
| S. 101 Ab sen tee - Ad vance. | 36 | 2 | 0 | 8 | 4 | 0 | 50 | 2 | |
| S. 104 Voting in DEO of fice. | 160 | 6 | 0 | 22 | 15 | 0 | 203 | 6 | |
| S. 106 Voting by mail | 18 | 0 | 0 | 7 | 5 | 0 | 30 | 1 | |
| Grand Totals | 11,800 | 673 | 51 | 2,999 | 2,009 | 105 | 17,637 | 203 | 26,476 |
| % of Valid Votes | 66.90% | 3.82% | 0.29% | 17.00% | 11.39% | 0.60% | | | |

(con tin ued on next page)

Summary:

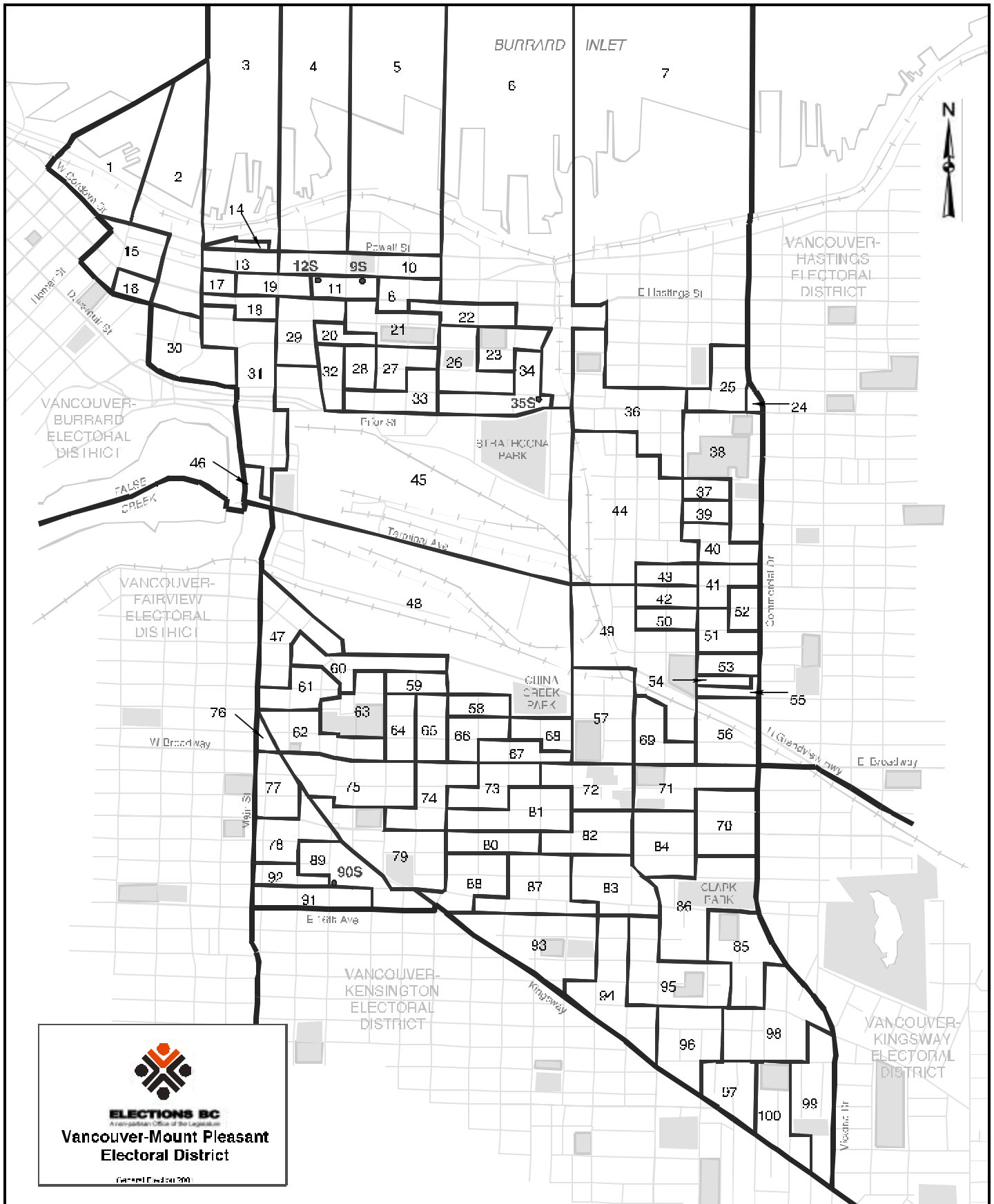
| | | | |
|-----------------------------------|--------|--------|--------------------|
| Valid Votes - Gen eral & Ad vance | 16,637 | 94.33% | To tal Valid Votes |
| S. 98 Mobiles | 27 | 0.15% | To tal Valid Votes |
| S. 99 Ab sen tee - in ED | 471 | 2.67% | To tal Valid Votes |
| S. 100 Ab sen tee - out of ED | 219 | 1.24% | To tal Valid Votes |
| S. 101 Ab sen tee - Ad vance | 50 | 0.29% | To tal Valid Votes |
| S. 104 Voting in DEO of fice | 203 | 1.15% | To tal Valid Votes |
| S. 106 Voting by mail | 30 | 0.17% | To tal Valid Votes |

To tal Valid Votes 17,637

| | | | |
|-------------------------------|--------|--------|---------------------|
| Rejected Ballots | 203 | 1.15% | Bal lots Cast |
| Reg is tered Voters Who Voted | 17,840 | 67.38% | Reg is tered Voters |

Candidate Elected: Val An der son (LIB)

*1 Voting Areas 5S,45S, 51S and 52S com bined *2 Voting Areas 22S, 63S and 78S com bined



**Van cou ver-Mount Pleasant Electoral District
Voting Results**

State ment of Votes
Elections British Columbia

| | Kimball Cariou COMM | Dale Hofmann GP | Jenny Wai Ching Kwan NDP | Liar Liar | David Malmo-Levine BCM | Franklin Wayne Poley POC | Gail Yvonne Sparrow LIB | Ken Wright UPBC | Total Valid Votes | Rejected Ballots | No. of Registered Voters |
|---------------------------------------|---------------------------|-----------------------|--------------------------------|--------------|------------------------------|--------------------------------|-------------------------------|-----------------------|-------------------------|---------------------|--------------------------------|
| Advance Voting | | | | | | | | | | | |
| Britannia Community Centre | 3 | 38 | 130 | 1 | 7 | 0 | 67 | 3 | 249 | 0 | |
| District Electoral Office | 1 | 17 | 38 | 0 | 3 | 0 | 44 | 3 | 106 | 4 | |
| Strathcona Community Centre | 12 | 43 | 422 | 13 | 15 | 4 | 286 | 2 | 797 | 30 | |
| General Voting Voting Area | | | | | | | | | | | |
| 1 | 0 | 84 | 219 | 6 | 34 | 0 | 81 | 6 | 433 | 11 | 0 |
| 2 | 0 | 8 | 35 | 0 | 1 | 0 | 12 | 1 | 57 | 1 | 325 |
| 3 | 1 | 17 | 39 | 2 | 3 | 0 | 42 | 2 | 106 | 0 | 259 |
| 4 | 1 | 34 | 44 | 2 | 5 | 1 | 48 | 3 | 138 | 0 | 442 |
| 5 | 1 | 11 | 70 | 3 | 5 | 3 | 42 | 2 | 137 | 0 | 331 |
| 6 | 1 | 15 | 87 | 2 | 3 | 0 | 46 | 0 | 154 | 4 | 322 |
| 7 | 2 | 22 | 57 | 0 | 8 | 0 | 37 | 2 | 128 | 1 | 306 |
| 8 | 3 | 11 | 85 | 4 | 9 | 0 | 52 | 1 | 165 | 0 | 336 |
| 9S *1 | 0 | 5 | 22 | 0 | 1 | 0 | 24 | 1 | 53 | 2 | 86 |
| 10 | 2 | 13 | 35 | 5 | 3 | 0 | 30 | 2 | 90 | 0 | 303 |
| 11 | 1 | 12 | 25 | 0 | 3 | 0 | 13 | 0 | 54 | 0 | 164 |
| 12S *1 | - | - | - | - | - | - | - | - | - | - | 25 |
| 13 | 0 | 17 | 36 | 1 | 5 | 1 | 56 | 0 | 116 | 0 | 338 |
| 14 | 3 | 12 | 61 | 0 | 2 | 0 | 26 | 0 | 104 | 2 | 289 |
| 15 | 0 | 14 | 16 | 0 | 2 | 1 | 16 | 1 | 50 | 0 | 161 |
| 16 | 0 | 8 | 39 | 0 | 3 | 0 | 25 | 1 | 76 | 0 | 211 |
| 17 | 0 | 20 | 24 | 0 | 6 | 0 | 38 | 2 | 90 | 0 | 256 |
| 18 | 0 | 9 | 36 | 3 | 4 | 0 | 24 | 0 | 76 | 0 | 312 |
| 19 | 2 | 12 | 42 | 2 | 4 | 0 | 25 | 3 | 90 | 2 | 312 |
| 20 | 4 | 8 | 24 | 0 | 2 | 2 | 38 | 1 | 79 | 1 | 280 |
| 21 | 1 | 16 | 40 | 4 | 2 | 0 | 60 | 2 | 125 | 0 | 276 |
| 22 | 2 | 15 | 61 | 2 | 5 | 1 | 59 | 2 | 147 | 0 | 301 |
| 23 | 0 | 14 | 58 | 1 | 3 | 0 | 60 | 2 | 138 | 0 | 332 |
| 24 *2 | - | - | - | - | - | - | - | - | - | - | 2 |
| 25 *2 | 2 | 29 | 75 | 1 | 1 | 0 | 35 | 1 | 144 | 0 | 331 |
| 26 | 4 | 26 | 102 | 0 | 4 | 0 | 54 | 1 | 191 | 0 | 324 |
| 27 | 1 | 21 | 67 | 8 | 4 | 1 | 72 | 2 | 176 | 0 | 280 |
| 28 | 1 | 0 | 43 | 7 | 2 | 0 | 41 | 1 | 95 | 4 | 284 |
| 29 | 0 | 2 | 11 | 0 | 1 | 0 | 7 | 0 | 21 | 2 | 324 |
| 30 | 1 | 4 | 20 | 0 | 3 | 2 | 38 | 0 | 68 | 1 | 122 |
| 31 | 3 | 39 | 69 | 1 | 3 | 1 | 158 | 2 | 276 | 3 | 557 |
| 32 | 3 | 7 | 55 | 3 | 0 | 2 | 38 | 1 | 109 | 0 | 288 |
| 33 | 4 | 40 | 64 | 4 | 8 | 0 | 68 | 0 | 183 | 0 | 345 |
| 34 | 1 | 18 | 71 | 3 | 2 | 0 | 46 | 0 | 141 | 0 | 319 |
| 35S | 4 | 2 | 21 | 2 | 4 | 4 | 44 | 1 | 82 | 1 | 148 |
| 36 | 2 | 35 | 111 | 2 | 7 | 1 | 37 | 0 | 195 | 1 | 331 |
| 37 | 1 | 17 | 58 | 1 | 2 | 0 | 38 | 0 | 117 | 1 | 191 |
| 38 | 0 | 33 | 67 | 1 | 7 | 0 | 18 | 0 | 126 | 1 | 215 |
| 39 | 1 | 30 | 84 | 1 | 3 | 0 | 21 | 0 | 140 | 0 | 255 |
| 40 | 0 | 42 | 107 | 2 | 4 | 0 | 31 | 1 | 187 | 0 | 322 |
| 41 | 0 | 31 | 74 | 1 | 5 | 1 | 38 | 1 | 151 | 1 | 299 |
| 42 | 2 | 30 | 65 | 0 | 8 | 0 | 24 | 0 | 129 | 0 | 166 |
| 43 | 2 | 27 | 60 | 3 | 5 | 0 | 31 | 0 | 128 | 2 | 206 |
| 44 | 0 | 10 | 72 | 0 | 5 | 0 | 22 | 0 | 109 | 2 | 216 |
| 45 | 1 | 21 | 58 | 1 | 1 | 0 | 57 | 0 | 139 | 0 | 322 |
| 46 | 1 | 23 | 49 | 1 | 3 | 0 | 158 | 4 | 239 | 0 | 393 |
| 47 | 0 | 45 | 47 | 0 | 5 | 0 | 44 | 1 | 142 | 0 | 255 |
| 48 | 1 | 21 | 63 | 1 | 11 | 1 | 53 | 1 | 152 | 1 | 288 |
| 49 | 0 | 56 | 82 | 1 | 9 | 1 | 54 | 3 | 206 | 0 | 323 |
| 50 | 6 | 26 | 91 | 4 | 7 | 2 | 75 | 5 | 216 | 2 | 345 |
| 51 | 0 | 48 | 111 | 1 | 3 | 0 | 47 | 0 | 210 | 1 | 358 |
| 52 | 0 | 22 | 35 | 1 | 3 | 0 | 13 | 0 | 74 | 1 | 156 |
| 53 | 1 | 13 | 82 | 3 | 8 | 0 | 41 | 0 | 148 | 0 | 293 |
| 54 | 0 | 26 | 49 | 0 | 5 | 0 | 12 | 0 | 92 | 0 | 175 |
| 55 | 0 | 47 | 42 | 2 | 8 | 0 | 20 | 1 | 120 | 0 | 170 |
| 56 | 0 | 35 | 109 | 2 | 5 | 0 | 33 | 1 | 185 | 0 | 352 |
| 57 | 0 | 21 | 62 | 1 | 6 | 0 | 22 | 0 | 112 | 2 | 208 |
| 58 | 0 | 20 | 92 | 0 | 5 | 1 | 46 | 2 | 166 | 2 | 258 |
| 59 | 0 | 36 | 91 | 1 | 6 | 0 | 76 | 3 | 213 | 2 | 326 |
| 60 | 2 | 46 | 80 | 1 | 10 | 0 | 59 | 5 | 203 | 3 | 404 |

| | Kimball Cariou COMM | Dale Hofmann GP | Jenny Wai Ching Kwan NDP | Liar Liar | David Malmo-Levine BCM | Franklin Wayne Poley POC | Gail Yvonne Sparrow LIB | Ken Wright UPBC | Total Valid Votes | Rejected Ballots | No. of Registered Voters |
|-----------------------------|---------------------------|-----------------------|--------------------------------|--------------|------------------------------|--------------------------------|-------------------------------|-----------------------|-------------------------|---------------------|--------------------------------|
| 61 | 1 | 28 | 76 | 2 | 0 | 5 | 60 | 6 | 178 | 3 | 320 |
| 62 | 4 | 36 | 119 | 0 | 8 | 0 | 84 | 2 | 253 | 1 | 407 |
| 63 | 0 | 21 | 77 | 0 | 0 | 0 | 65 | 2 | 165 | 1 | 289 |
| 64 | 1 | 31 | 67 | 1 | 4 | 0 | 59 | 0 | 163 | 0 | 287 |
| 65 | 2 | 27 | 66 | 1 | 6 | 0 | 68 | 1 | 166 | 2 | 299 |
| 66 | 0 | 24 | 83 | 0 | 2 | 1 | 62 | 1 | 173 | 3 | 296 |
| 67 | 1 | 7 | 57 | 0 | 4 | 0 | 52 | 1 | 122 | 1 | 267 |
| 68 | 1 | 28 | 60 | 0 | 6 | 0 | 68 | 5 | 163 | 1 | 296 |
| 69 | 1 | 30 | 98 | 1 | 6 | 0 | 30 | 0 | 166 | 1 | 369 |
| 70 | 1 | 42 | 98 | 1 | 9 | 0 | 67 | 0 | 218 | 0 | 354 |
| 71 | 4 | 44 | 83 | 1 | 5 | 1 | 52 | 1 | 191 | 0 | 326 |
| 72 | 1 | 23 | 68 | 4 | 2 | 0 | 44 | 2 | 144 | 1 | 256 |
| 73 | 0 | 18 | 46 | 0 | 6 | 0 | 52 | 0 | 122 | 0 | 266 |
| 74 | 1 | 41 | 63 | 2 | 6 | 0 | 48 | 0 | 156 | 0 | 325 |
| 75 * 3 | 2 | 44 | 111 | 3 | 4 | 0 | 57 | 0 | 221 | 5 | 394 |
| 76 * 3 | - | - | - | - | - | - | - | - | - | - | 8 |
| 77 | 1 | 13 | 21 | 2 | 1 | 0 | 18 | 0 | 56 | 0 | 94 |
| 78 | 3 | 19 | 56 | 1 | 0 | 0 | 51 | 2 | 132 | 4 | 289 |
| 79 | 0 | 44 | 67 | 1 | 3 | 0 | 55 | 1 | 171 | 0 | 305 |
| 80 | 2 | 21 | 43 | 1 | 8 | 0 | 27 | 2 | 104 | 0 | 184 |
| 81 | 0 | 40 | 86 | 0 | 7 | 1 | 40 | 1 | 175 | 1 | 340 |
| 82 | 1 | 21 | 72 | 0 | 1 | 1 | 53 | 2 | 151 | 3 | 277 |
| 83 | 4 | 37 | 86 | 0 | 5 | 1 | 68 | 0 | 196 | 0 | 347 |
| 84 | 1 | 39 | 63 | 0 | 5 | 1 | 49 | 2 | 160 | 0 | 348 |
| 85 | 1 | 30 | 103 | 2 | 4 | 0 | 54 | 8 | 202 | 2 | 323 |
| 86 | 1 | 37 | 82 | 2 | 6 | 1 | 54 | 3 | 186 | 0 | 340 |
| 87 | 0 | 15 | 74 | 0 | 2 | 0 | 65 | 4 | 180 | 0 | 354 |
| 88 | 1 | 30 | 68 | 0 | 4 | 0 | 48 | 1 | 147 | 0 | 285 |
| 89 | 2 | 29 | 95 | 0 | 2 | 0 | 60 | 2 | 190 | 1 | 333 |
| 90S * 1 | - | - | - | - | - | - | - | - | - | - | 17 |
| 91 | 0 | 32 | 75 | 0 | 10 | 0 | 33 | 5 | 155 | 1 | 265 |
| 92 | 1 | 23 | 59 | 1 | 5 | 0 | 35 | 3 | 127 | 0 | 261 |
| 93 | 2 | 23 | 64 | 1 | 1 | 0 | 81 | 2 | 174 | 0 | 322 |
| 94 | 2 | 27 | 54 | 2 | 3 | 0 | 65 | 4 | 177 | 0 | 317 |
| 95 | 0 | 19 | 69 | 0 | 2 | 0 | 67 | 2 | 159 | 0 | 304 |
| 96 | 2 | 24 | 85 | 2 | 3 | 0 | 96 | 4 | 216 | 1 | 322 |
| 97 | 0 | 12 | 63 | 0 | 3 | 0 | 56 | 0 | 134 | 1 | 194 |
| 98 | 1 | 24 | 84 | 2 | 7 | 0 | 82 | 3 | 203 | 3 | 311 |
| 99 | 3 | 24 | 62 | 3 | 3 | 3 | 94 | 2 | 194 | 3 | 314 |
| 100 | 2 | 8 | 45 | 0 | 2 | 1 | 50 | 4 | 112 | 1 | 157 |
| SubTotals | 133 | 2,397 | 6,740 | 141 | 440 | 41 | 5,030 | 153 | 15,075 | 136 | 27,480 |
| S. 98 Mobiles | 1 | 9 | 29 | 0 | 4 | 1 | 8 | 2 | 54 | 5 | |
| S. 99 Absentee - in ED | 3 | 113 | 239 | 4 | 24 | 0 | 202 | 3 | 588 | 37 | |
| S. 100 Absentee - out of ED | 2 | 72 | 103 | 3 | 16 | 0 | 66 | 3 | 265 | 23 | |
| S. 101 Absentee - Advance | 1 | 12 | 19 | 0 | 1 | 0 | 13 | 3 | 49 | 4 | |
| S. 104 Voting in DEOoffice | 2 | 6 | 21 | 0 | 2 | 0 | 21 | 2 | 54 | 3 | |
| S. 106 Voting by mail | 0 | 3 | 12 | 0 | 2 | 0 | 3 | 0 | 20 | 0 | |
| Grand Totals | 142 | 2,612 | 7,163 | 148 | 489 | 42 | 5,343 | 166 | 16,105 | 208 | 27,480 |
| % of Valid Votes | 0.88% | 16.22% | 44.48% | 0.92% | 3.03% | 0.26% | 33.18% | 1.03% | | | |

(continued on next page)

Summary:

| | | | |
|-----------------------------------|--------|--------|--------------------|
| Valid Votes - Gen eral & Ad vance | 15,075 | 93.60% | To tal Valid Votes |
| S. 98 Mo biles | 54 | 0.34% | To tal Valid Votes |
| S. 99 Ab sen tee - in ED | 588 | 3.65% | To tal Valid Votes |
| S. 100 Ab sen tee - out of ED | 265 | 1.65% | To tal Valid Votes |
| S. 101 Ab sen tee - Ad vance | 49 | 0.30% | To tal Valid Votes |
| S. 104 Voting in DEOof fice | 54 | 0.34% | To tal Valid Votes |
| S. 106 Voting by mail | 20 | 0.12% | To tal Valid Votes |

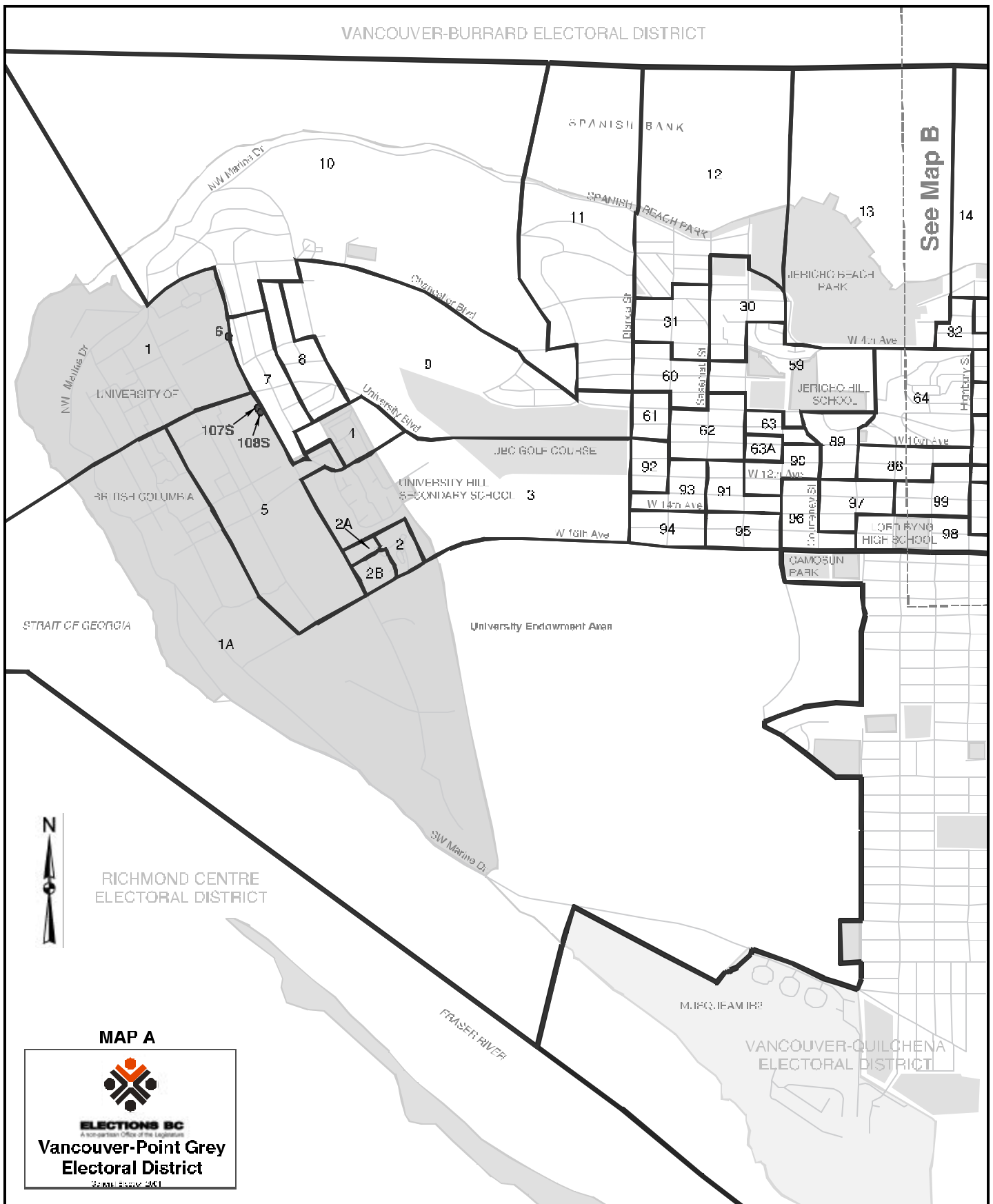
To tal Valid Votes 16,105

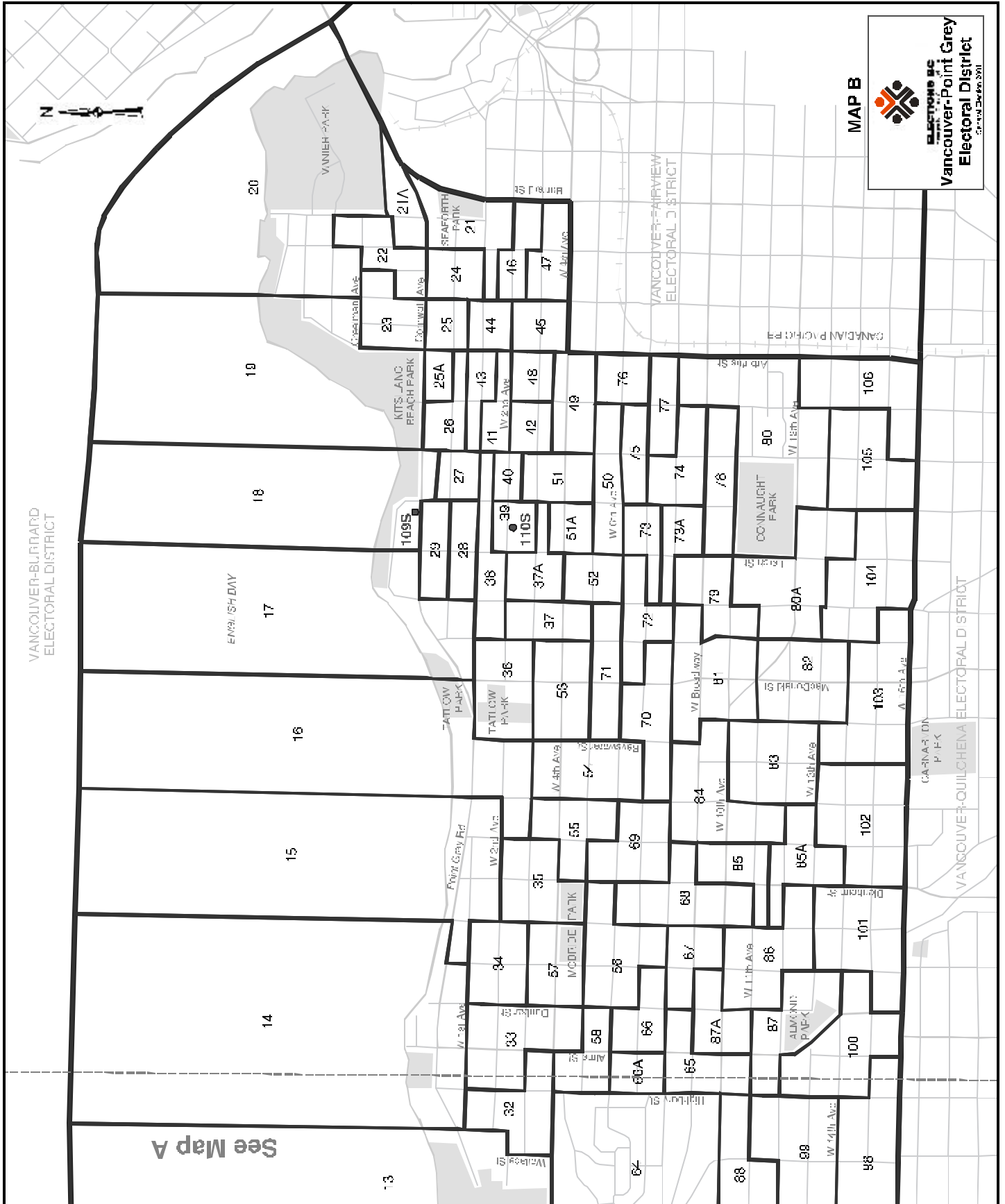
| | | | |
|-------------------------------|--------|--------|---------------------|
| Re jected Bal lots | 208 | 1.29% | Bal lots Cast |
| Reg is tered Voters Who Voted | 16,313 | 59.36% | Reg is tered Voters |

Candidate Elected: Jenny Wai Ching Kwan (NDP)

*1 Voting Areas 9S, 12S and 90S com bined
*3 Voting Areas 75 and 76 combined

*2 Voting Areas 24 and 25 com bined





| | Gordon Campbell LIB | Alex Curylo BCM | Greg Dahms UPBC | Anne Jamieson PF | Am Johal NDP | Varya Rubin GP | Total Valid Votes | Rejected Ballots | No. of Registered Voters |
|-------------------------------------|---------------------------|-----------------------|-----------------------|------------------------|--------------------|----------------------|-------------------------|---------------------|--------------------------------|
| Advance Voting | | | | | | | | | |
| St James Community Square | 950 | 18 | 11 | 1 | 209 | 207 | 1,396 | 3 | |
| General Voting | | | | | | | | | |
| Voting Area | | | | | | | | | |
| 1 | 26 | 3 | 3 | 0 | 13 | 17 | 62 | 0 | 155 |
| 1A | 64 | 4 | 2 | 0 | 44 | 36 | 150 | 0 | 270 |
| 2 | 238 | 4 | 4 | 0 | 32 | 20 | 298 | 1 | 497 |
| 2A | 110 | 3 | 0 | 0 | 14 | 13 | 140 | 2 | 250 |
| 2B | 121 | 0 | 2 | 0 | 20 | 18 | 161 | 0 | 238 |
| 3 | 44 | 2 | 2 | 0 | 50 | 21 | 119 | 2 | 376 |
| 4 | 36 | 2 | 0 | 0 | 40 | 22 | 100 | 0 | 311 |
| 5 | 45 | 7 | 1 | 0 | 31 | 34 | 118 | 2 | 237 |
| 6 *1 | - | - | - | - | - | - | - | - | 98 |
| 7 *1 | 94 | 3 | 1 | 0 | 29 | 29 | 156 | 2 | 286 |
| 8 | 86 | 5 | 3 | 1 | 57 | 33 | 185 | 0 | 355 |
| 9 | 146 | 3 | 0 | 0 | 16 | 22 | 187 | 1 | 313 |
| 10 | 148 | 4 | 1 | 0 | 12 | 20 | 185 | 0 | 286 |
| 11 | 142 | 4 | 0 | 0 | 11 | 17 | 174 | 0 | 290 |
| 12 | 149 | 7 | 2 | 0 | 23 | 15 | 196 | 0 | 334 |
| 13 | 67 | 1 | 4 | 2 | 105 | 44 | 223 | 0 | 334 |
| 14 | 98 | 4 | 2 | 1 | 23 | 30 | 158 | 0 | 297 |
| 15 | 108 | 6 | 0 | 0 | 43 | 40 | 197 | 1 | 331 |
| 16 | 106 | 1 | 1 | 0 | 17 | 30 | 155 | 0 | 306 |
| 17 | 124 | 6 | 1 | 0 | 19 | 38 | 188 | 1 | 313 |
| 18 | 91 | 3 | 1 | 1 | 20 | 34 | 150 | 2 | 296 |
| 19 | 53 | 2 | 3 | 0 | 11 | 9 | 78 | 0 | 115 |
| 20 | 132 | 2 | 5 | 0 | 27 | 39 | 205 | 0 | 329 |
| 21 | 67 | 4 | 0 | 0 | 21 | 37 | 129 | 0 | 227 |
| 21A | 72 | 7 | 1 | 0 | 23 | 31 | 134 | 1 | 269 |
| 22 | 118 | 7 | 1 | 0 | 30 | 39 | 195 | 0 | 329 |
| 23 | 114 | 3 | 2 | 1 | 35 | 44 | 199 | 0 | 352 |
| 24 | 67 | 2 | 2 | 0 | 28 | 38 | 137 | 0 | 238 |
| 25 | 96 | 9 | 3 | 0 | 44 | 43 | 195 | 0 | 337 |
| 25A | 65 | 3 | 1 | 0 | 13 | 29 | 111 | 2 | 214 |
| 26 | 96 | 6 | 2 | 1 | 24 | 38 | 167 | 0 | 365 |
| 27 | 110 | 7 | 2 | 0 | 24 | 53 | 196 | 0 | 346 |
| 28 | 102 | 5 | 4 | 0 | 19 | 36 | 166 | 0 | 259 |
| 29 | 117 | 6 | 3 | 0 | 24 | 39 | 189 | 1 | 336 |
| 30 | 163 | 0 | 3 | 0 | 28 | 24 | 218 | 1 | 311 |
| 31 | 127 | 6 | 1 | 2 | 20 | 33 | 189 | 1 | 301 |
| 32 | 106 | 2 | 0 | 0 | 47 | 34 | 189 | 0 | 308 |
| 33 | 102 | 4 | 2 | 0 | 44 | 49 | 201 | 5 | 341 |
| 34 | 74 | 9 | 0 | 0 | 42 | 40 | 165 | 0 | 324 |
| 35 | 89 | 10 | 1 | 0 | 26 | 53 | 179 | 0 | 334 |
| 36 | 90 | 6 | 1 | 1 | 40 | 47 | 185 | 1 | 324 |
| 37 | 65 | 5 | 2 | 1 | 36 | 57 | 166 | 0 | 337 |
| 37A | 105 | 5 | 0 | 1 | 41 | 57 | 209 | 0 | 308 |
| 38 | 109 | 12 | 3 | 0 | 32 | 62 | 218 | 2 | 379 |
| 39 | 106 | 7 | 3 | 2 | 43 | 43 | 204 | 0 | 343 |
| 40 | 93 | 4 | 4 | 0 | 19 | 30 | 150 | 1 | 286 |
| 41 | 90 | 4 | 1 | 1 | 36 | 44 | 176 | 0 | 335 |
| 42 | 87 | 6 | 0 | 1 | 32 | 31 | 157 | 2 | 324 |
| 43 | 68 | 2 | 2 | 0 | 46 | 46 | 164 | 1 | 311 |
| 44 | 91 | 7 | 1 | 1 | 31 | 50 | 181 | 0 | 324 |
| 45 | 95 | 14 | 1 | 0 | 35 | 52 | 197 | 2 | 349 |
| 46 | 82 | 10 | 1 | 0 | 49 | 57 | 199 | 0 | 340 |
| 47 | 106 | 12 | 3 | 0 | 28 | 39 | 188 | 2 | 354 |
| 48 | 97 | 3 | 0 | 0 | 18 | 45 | 163 | 1 | 335 |
| 49 | 81 | 5 | 2 | 0 | 39 | 39 | 166 | 0 | 312 |
| 50 | 87 | 8 | 2 | 0 | 40 | 55 | 192 | 1 | 350 |
| 51 | 45 | 5 | 1 | 0 | 29 | 48 | 128 | 1 | 235 |
| 51A | 49 | 3 | 1 | 2 | 28 | 30 | 113 | 1 | 215 |
| 52 | 49 | 6 | 1 | 0 | 28 | 25 | 109 | 0 | 223 |
| 53 | 74 | 4 | 0 | 2 | 34 | 43 | 157 | 0 | 337 |
| 54 | 157 | 8 | 2 | 1 | 77 | 87 | 332 | 2 | 487 |
| 55 | 100 | 3 | 2 | 0 | 38 | 52 | 195 | 1 | 367 |

| Voting Area (con tin ued) | Gordon Campbell LIB | Alex Curylo BCM | Greg Dahms UPBC | Anne Jamieson PF | Am Johal NDP | Varya Rubin GP | Total Valid Votes | Rejected Ballots | No. of Registered Voters |
|---------------------------|---------------------------|-----------------------|-----------------------|------------------------|--------------------|----------------------|-------------------------|---------------------|--------------------------------|
| 56 | 108 | 5 | 3 | 2 | 43 | 33 | 194 | 0 | 326 |
| 57 | 76 | 3 | 1 | 1 | 36 | 41 | 158 | 1 | 281 |
| 58 | 103 | 2 | 4 | 0 | 37 | 32 | 178 | 1 | 328 |
| 59 | 125 | 4 | 0 | 0 | 29 | 35 | 193 | 1 | 303 |
| 60 | 143 | 3 | 3 | 2 | 46 | 42 | 239 | 2 | 343 |
| 61 | 113 | 4 | 2 | 0 | 19 | 34 | 172 | 1 | 293 |
| 62 | 118 | 10 | 0 | 0 | 34 | 43 | 205 | 3 | 383 |
| 63 | 49 | 1 | 0 | 0 | 20 | 10 | 80 | 0 | 156 |
| 63A | 31 | 5 | 0 | 0 | 24 | 38 | 98 | 0 | 209 |
| 64 | 129 | 2 | 2 | 0 | 22 | 36 | 191 | 0 | 365 |
| 65 | 65 | 6 | 4 | 0 | 24 | 42 | 141 | 1 | 272 |
| 66 | 73 | 6 | 0 | 0 | 31 | 32 | 142 | 1 | 245 |
| 66A | 130 | 4 | 0 | 0 | 32 | 26 | 192 | 1 | 285 |
| 67 | 79 | 2 | 1 | 2 | 42 | 22 | 148 | 3 | 293 |
| 68 | 76 | 5 | 7 | 1 | 35 | 41 | 165 | 1 | 333 |
| 69 | 88 | 4 | 1 | 0 | 49 | 54 | 196 | 0 | 320 |
| 70 | 80 | 7 | 3 | 0 | 38 | 47 | 175 | 1 | 313 |
| 71 | 49 | 9 | 1 | 0 | 22 | 39 | 120 | 2 | 243 |
| 72 | 85 | 6 | 0 | 1 | 31 | 44 | 167 | 1 | 339 |
| 73 | 45 | 5 | 0 | 0 | 21 | 18 | 89 | 0 | 159 |
| 73A | 74 | 4 | 0 | 1 | 35 | 25 | 139 | 0 | 203 |
| 74 | 90 | 5 | 3 | 1 | 43 | 49 | 191 | 1 | 403 |
| 75 | 58 | 2 | 0 | 0 | 29 | 23 | 112 | 0 | 250 |
| 76 | 97 | 8 | 1 | 0 | 48 | 58 | 212 | 1 | 346 |
| 77 | 67 | 9 | 1 | 0 | 42 | 60 | 179 | 1 | 314 |
| 78 | 78 | 5 | 5 | 1 | 28 | 38 | 155 | 0 | 290 |
| 79 | 106 | 4 | 2 | 0 | 31 | 44 | 187 | 1 | 331 |
| 80A | 72 | 4 | 1 | 0 | 34 | 33 | 144 | 0 | 935 |
| 80 | 364 | 18 | 8 | 1 | 93 | 99 | 583 | 2 | 229 |
| 81 | 88 | 5 | 4 | 0 | 25 | 49 | 166 | 0 | 348 |
| 82 | 92 | 5 | 2 | 1 | 28 | 39 | 167 | 1 | 303 |
| 83 | 80 | 4 | 3 | 0 | 47 | 41 | 175 | 0 | 283 |
| 84 | 97 | 7 | 1 | 0 | 36 | 43 | 184 | 2 | 331 |
| 85 | 66 | 2 | 2 | 0 | 19 | 37 | 126 | 0 | 195 |
| 85A | 77 | 0 | 0 | 0 | 26 | 22 | 125 | 2 | 198 |
| 86 | 82 | 4 | 3 | 0 | 36 | 51 | 176 | 2 | 304 |
| 87 | 61 | 4 | 2 | 0 | 36 | 25 | 128 | 0 | 228 |
| 87A | 45 | 5 | 1 | 0 | 46 | 21 | 118 | 0 | 216 |
| 88 | 149 | 3 | 2 | 0 | 18 | 26 | 198 | 2 | 313 |
| 89 | 114 | 1 | 3 | 0 | 39 | 32 | 189 | 1 | 307 |
| 90 | 121 | 6 | 2 | 0 | 47 | 46 | 222 | 0 | 315 |
| 91 | 123 | 0 | 2 | 0 | 28 | 41 | 194 | 2 | 305 |
| 92 | 106 | 6 | 1 | 0 | 34 | 45 | 192 | 1 | 309 |
| 93 | 121 | 4 | 5 | 0 | 27 | 29 | 186 | 3 | 289 |
| 94 | 108 | 1 | 6 | 1 | 19 | 33 | 168 | 0 | 282 |
| 95 | 115 | 7 | 4 | 0 | 37 | 33 | 196 | 0 | 325 |
| 96 | 110 | 6 | 2 | 0 | 46 | 36 | 200 | 0 | 316 |
| 97 | 139 | 2 | 4 | 0 | 27 | 44 | 216 | 0 | 329 |
| 98 | 145 | 6 | 4 | 2 | 49 | 36 | 242 | 1 | 334 |
| 99 | 120 | 1 | 2 | 0 | 20 | 29 | 172 | 0 | 285 |
| 100 | 120 | 1 | 5 | 0 | 31 | 30 | 187 | 0 | 328 |
| 101 | 98 | 8 | 0 | 0 | 37 | 33 | 171 | 3 | 324 |
| 102 | 130 | 5 | 4 | 0 | 49 | 42 | 230 | 3 | 387 |
| 103 | 98 | 2 | 0 | 0 | 33 | 34 | 162 | 1 | 307 |
| 104 | 116 | 3 | 3 | 0 | 41 | 25 | 188 | 1 | 302 |
| 105 | 96 | 2 | 1 | 0 | 31 | 28 | 158 | 0 | 281 |
| 106 *2 | 151 | 7 | 4 | 2 | 47 | 39 | 250 | 0 | 334 |
| 107S *3 | 39 | 1 | 1 | 1 | 16 | 11 | 69 | 1 | 67 |
| 108S *3 | - | - | - | - | - | - | - | - | 9 |
| 109S *2 | - | - | - | - | - | - | - | - | 13 |
| 110S | 0 | 0 | 0 | 0 | 0 | 0 | 0 | 1 | 14 |
| SubTotals | 12,552 | 583 | 236 | 43 | 4,150 | 4,625 | 22,189 | 98 | 36,554 |

(con tin ued on next page)

| Voting Area (con tin ued) | Gordon Campbell LIB | Alex Curylo BCM | Greg Dahms UPBC | Anne Jamieson PF | Am Johal NDP | Varya Rubin GP | Total Valid Votes | Rejected Ballots | No. of Registered Voters |
|---|---------------------------|-----------------------|-----------------------|------------------------|--------------------|----------------------|-------------------------|---------------------|--------------------------------|
| S. 98 Mobiles | 18 | 5 | 0 | 0 | 14 | 14 | 51 | 1 | |
| S. 99 Ab sen tee - in ED | 466 | 52 | 15 | 0 | 162 | 334 | 1,029 | 8 | |
| S. 100 Ab sen tee - out of ED | 134 | 10 | 2 | 0 | 56 | 61 | 263 | 18 | |
| S. 101 Ab sen tee - Ad vance. | 46 | 6 | 1 | 0 | 6 | 14 | 73 | 0 | |
| S. 104 Voting in DEOof fice. | 190 | 2 | 3 | 0 | 47 | 40 | 282 | 3 | |
| S. 106 Voting by mail | 21 | 1 | 0 | 0 | 6 | 6 | 37 | 0 | |
| Grand Totals | 13,430 | 659 | 257 | 43 | 4,441 | 5,094 | 23,924 | 128 | 36,554 |
| % of Valid Votes | 56.14% | 2.75% | 1.07% | 0.18% | 18.57% | 21.29% | | | |

Summary:

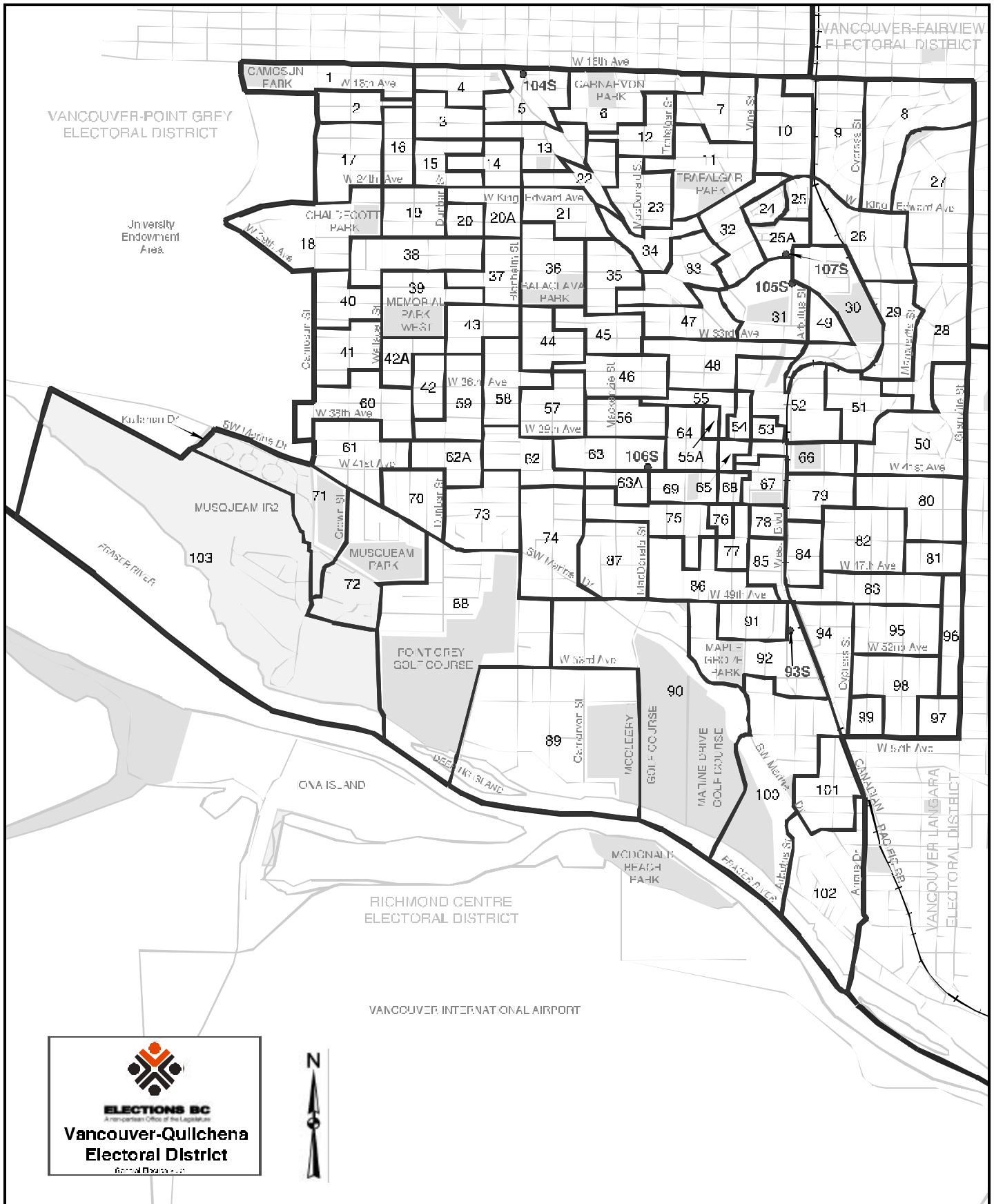
| | | | |
|-----------------------------------|---------------|--------|---------------------|
| Valid Votes - Gen eral & Ad vance | 22,189 | 92.75% | To tal Valid Votes |
| S. 98 Mobiles | 51 | 0.21% | To tal Valid Votes |
| S. 99 Ab sen tee - in ED | 1,029 | 4.30% | To tal Valid Votes |
| S. 100 Ab sen tee - out of ED | 263 | 1.10% | To tal Valid Votes |
| S. 101 Ab sen tee - Ad vance | 73 | 0.31% | To tal Valid Votes |
| S. 104 Voting in DEOof fice | 282 | 1.18% | To tal Valid Votes |
| S. 106 Voting by mail | 37 | 0.15% | To tal Valid Votes |
| To tal Valid Votes | 23,924 | | |
| Rejected Ballots | 128 | 0.54% | Ball ots Cast |
| Reg is tered Voters Who Voted | 24,052 | 65.80% | Reg is tered Voters |

Candidate Elected: Gordon Camp bell (LIB)

*1 Voting Areas 6 and 7 com bined

*2 Voting Areas 106 and 109S com bined

*3 Voting Areas 107S and 108S combined



| | Katrina Chowne BCM | Colin Gordon Hansen LIB | Judy Johnstone GP | Gareth Charles Richmond NDP | Mike Sharp IND | Total Valid Votes | Rejected Ballots | No. of Registered Voters |
|------------------------------------|--------------------------|-------------------------------|-------------------------|-----------------------------------|----------------------|-------------------------|---------------------|--------------------------------|
| Advance Voting | | | | | | | | |
| Dunbar Community Centre | 8 | 551 | 99 | 74 | 5 | 737 | 1 | |
| Kerrisdale Senior Centre | 8 | 779 | 98 | 53 | 2 | 940 | 3 | |
| General Voting | | | | | | | | |
| Voting Area | | | | | | | | |
| 1 | 3 | 124 | 54 | 48 | 0 | 229 | 0 | 340 |
| 2 | 5 | 145 | 40 | 39 | 1 | 230 | 0 | 321 |
| 3 | 3 | 113 | 65 | 43 | 0 | 224 | 0 | 357 |
| 4 | 4 | 108 | 45 | 27 | 2 | 186 | 0 | 352 |
| 5 | 7 | 136 | 44 | 30 | 1 | 218 | 0 | 333 |
| 6 | 5 | 162 | 46 | 29 | 1 | 243 | 1 | 344 |
| 7 | 1 | 175 | 16 | 6 | 0 | 198 | 0 | 307 |
| 8 | 5 | 155 | 31 | 10 | 0 | 201 | 1 | 321 |
| 9 | 3 | 133 | 24 | 17 | 0 | 177 | 0 | 280 |
| 10 | 6 | 177 | 23 | 9 | 0 | 215 | 0 | 346 |
| 11 | 4 | 122 | 17 | 11 | 2 | 156 | 0 | 253 |
| 12 | 4 | 131 | 28 | 27 | 2 | 192 | 0 | 306 |
| 13 | 4 | 144 | 32 | 17 | 2 | 199 | 1 | 308 |
| 14 | 4 | 142 | 42 | 26 | 0 | 214 | 0 | 303 |
| 15 | 4 | 131 | 53 | 39 | 3 | 230 | 0 | 352 |
| 16 | 11 | 114 | 52 | 23 | 2 | 202 | 2 | 297 |
| 17 | 6 | 122 | 42 | 34 | 1 | 205 | 0 | 301 |
| 18 | 2 | 160 | 32 | 16 | 2 | 212 | 0 | 331 |
| 19 | 3 | 143 | 49 | 37 | 0 | 232 | 0 | 344 |
| 20 | 3 | 55 | 12 | 16 | 1 | 87 | 0 | 138 |
| 20A | 3 | 101 | 28 | 18 | 1 | 151 | 0 | 240 |
| 21 | 0 | 136 | 41 | 25 | 1 | 203 | 1 | 316 |
| 22 | 4 | 142 | 38 | 14 | 1 | 199 | 1 | 291 |
| 23 | 1 | 165 | 17 | 25 | 2 | 210 | 0 | 307 |
| 24 | 1 | 138 | 11 | 17 | 1 | 168 | 2 | 244 |
| 25 | 2 | 74 | 10 | 15 | 2 | 103 | 0 | 168 |
| 25A | 2 | 87 | 7 | 9 | 0 | 105 | 0 | 149 |
| 26 | 3 | 173 | 13 | 8 | 1 | 198 | 0 | 283 |
| 27 | 0 | 160 | 10 | 7 | 2 | 179 | 0 | 277 |
| 28 | 0 | 144 | 17 | 3 | 2 | 166 | 0 | 274 |
| 29 | 1 | 136 | 16 | 10 | 0 | 163 | 0 | 250 |
| 30 | 4 | 178 | 18 | 12 | 3 | 215 | 0 | 356 |
| 31 | 0 | 124 | 15 | 8 | 2 | 149 | 0 | 237 |
| 32 | 2 | 167 | 15 | 15 | 1 | 200 | 3 | 294 |
| 33 | 5 | 191 | 20 | 9 | 2 | 227 | 1 | 335 |
| 34 | 2 | 161 | 30 | 32 | 1 | 226 | 2 | 338 |
| 35 | 2 | 149 | 24 | 26 | 0 | 201 | 0 | 325 |
| 36 | 8 | 151 | 32 | 16 | 1 | 208 | 0 | 306 |
| 37 | 3 | 138 | 43 | 22 | 3 | 209 | 2 | 339 |
| 38 | 4 | 159 | 39 | 19 | 0 | 221 | 0 | 336 |
| 39 | 1 | 151 | 44 | 36 | 1 | 233 | 0 | 352 |
| 40 | 5 | 157 | 37 | 20 | 4 | 223 | 1 | 340 |
| 41 | 3 | 157 | 36 | 28 | 1 | 225 | 0 | 343 |
| 42 | 3 | 107 | 19 | 15 | 0 | 144 | 0 | 215 |
| 42A | 1 | 75 | 26 | 5 | 1 | 108 | 0 | 168 |
| 43 | 7 | 167 | 33 | 15 | 3 | 225 | 0 | 349 |
| 44 | 6 | 144 | 31 | 16 | 1 | 198 | 2 | 298 |
| 45 | 7 | 133 | 30 | 24 | 2 | 196 | 0 | 299 |
| 46 | 4 | 143 | 14 | 18 | 2 | 181 | 0 | 298 |
| 47 | 3 | 135 | 22 | 16 | 2 | 178 | 0 | 277 |
| 48 | 1 | 173 | 33 | 14 | 1 | 222 | 2 | 350 |
| 49 | 3 | 78 | 13 | 9 | 3 | 106 | 0 | 198 |
| 50 | 1 | 177 | 19 | 2 | 1 | 200 | 0 | 294 |
| 51 | 3 | 162 | 31 | 17 | 0 | 213 | 0 | 291 |
| 52 | 7 | 157 | 32 | 17 | 2 | 215 | 0 | 317 |
| 53 | 1 | 90 | 31 | 15 | 1 | 138 | 0 | 247 |
| 54 | 0 | 129 | 22 | 29 | 2 | 182 | 0 | 298 |
| 55 | 2 | 113 | 12 | 10 | 0 | 137 | 3 | 209 |
| 55A | 0 | 95 | 11 | 9 | 0 | 115 | 0 | 174 |
| 56 | 4 | 151 | 33 | 19 | 1 | 208 | 0 | 314 |
| 57 | 4 | 151 | 39 | 20 | 1 | 215 | 0 | 281 |

**Vancouver-Quilchena Electoral District
Voting Results**

Statement of Votes
Elections British Columbia

| Voting Area (continued) | Katrina Chowne BCM | Colin Gordon Hansen LIB | Judy Johnstone GP | Gareth Charles Richmond NDP | Mike Sharp IND | Total Valid Votes | Rejected Ballots | No. of Registered Voters |
|-----------------------------|--------------------------|-------------------------------|-------------------------|-----------------------------------|----------------------|-------------------------|---------------------|--------------------------------|
| 58 | 3 | 171 | 32 | 29 | 1 | 236 | 1 | 345 |
| 59 | 7 | 178 | 41 | 13 | 1 | 240 | 0 | 360 |
| 60 | 3 | 174 | 18 | 20 | 0 | 215 | 2 | 333 |
| 61 | 4 | 221 | 28 | 20 | 2 | 275 | 1 | 406 |
| 62 | 2 | 107 | 25 | 20 | 2 | 156 | 0 | 260 |
| 62A | 2 | 50 | 34 | 9 | 0 | 95 | 0 | 166 |
| 63 | 4 | 101 | 21 | 10 | 5 | 141 | 0 | 204 |
| 63A | 3 | 73 | 16 | 9 | 0 | 101 | 3 | 167 |
| 64 | 4 | 137 | 43 | 23 | 1 | 208 | 0 | 313 |
| 65 | 2 | 119 | 20 | 23 | 2 | 166 | 0 | 287 |
| 66 | 4 | 137 | 20 | 10 | 1 | 172 | 0 | 290 |
| 67 | 1 | 131 | 22 | 19 | 1 | 174 | 0 | 303 |
| 68 | 2 | 64 | 34 | 17 | 1 | 118 | 1 | 215 |
| 69 | 3 | 169 | 27 | 21 | 0 | 220 | 0 | 388 |
| 70 | 7 | 131 | 23 | 15 | 5 | 181 | 0 | 254 |
| 71 | 0 | 111 | 13 | 22 | 2 | 148 | 0 | 251 |
| 72 | 3 | 116 | 24 | 58 | 2 | 203 | 1 | 338 |
| 73 | 5 | 175 | 36 | 6 | 1 | 223 | 0 | 324 |
| 74 | 6 | 187 | 25 | 10 | 1 | 229 | 0 | 321 |
| 75 | 5 | 142 | 24 | 19 | 3 | 193 | 0 | 312 |
| 76 | 2 | 104 | 36 | 22 | 3 | 167 | 1 | 317 |
| 77 | 2 | 102 | 41 | 19 | 1 | 165 | 3 | 300 |
| 78 | 0 | 94 | 37 | 26 | 3 | 160 | 0 | 289 |
| 79 | 3 | 108 | 21 | 20 | 1 | 153 | 0 | 286 |
| 80 | 0 | 121 | 16 | 2 | 0 | 139 | 1 | 224 |
| 81 | 0 | 55 | 3 | 0 | 0 | 58 | 0 | 86 |
| 82 | 1 | 135 | 18 | 7 | 1 | 162 | 0 | 275 |
| 83 | 1 | 126 | 24 | 6 | 0 | 157 | 0 | 270 |
| 84 | 0 | 121 | 35 | 36 | 1 | 193 | 2 | 305 |
| 85 | 2 | 97 | 22 | 36 | 5 | 162 | 0 | 277 |
| 86 | 0 | 130 | 23 | 18 | 4 | 175 | 2 | 320 |
| 87 | 0 | 190 | 9 | 10 | 4 | 213 | 0 | 300 |
| 88 | 6 | 193 | 47 | 12 | 0 | 258 | 1 | 370 |
| 89 | 3 | 113 | 21 | 7 | 0 | 144 | 0 | 210 |
| 90 | 1 | 121 | 5 | 6 | 0 | 133 | 0 | 200 |
| 91 | 2 | 132 | 22 | 12 | 0 | 168 | 2 | 263 |
| 92 | 0 | 128 | 17 | 11 | 2 | 158 | 0 | 258 |
| 93S * 1. | - | - | - | - | - | - | - | 32 |
| 94 | 3 | 152 | 12 | 11 | 0 | 178 | 0 | 269 |
| 95 | 0 | 114 | 7 | 5 | 0 | 126 | 1 | 231 |
| 96 | 1 | 62 | 2 | 1 | 0 | 66 | 0 | 119 |
| 97 | 1 | 84 | 15 | 4 | 0 | 104 | 0 | 194 |
| 98 | 1 | 157 | 16 | 5 | 1 | 180 | 0 | 290 |
| 99 | 0 | 36 | 3 | 0 | 0 | 39 | 0 | 72 |
| 100 | 1 | 161 | 21 | 12 | 0 | 195 | 0 | 301 |
| 101 | 2 | 194 | 23 | 15 | 4 | 238 | 0 | 337 |
| 102 | 1 | 172 | 14 | 13 | 2 | 202 | 0 | 298 |
| 103 | 2 | 166 | 20 | 21 | 2 | 211 | 0 | 327 |
| 104S * 1. | - | - | - | - | - | - | - | 44 |
| 105S * 1. | 1 | 31 | 6 | 13 | 0 | 51 | 2 | 99 |
| 106S | 0 | 90 | 5 | 9 | 1 | 105 | 2 | 190 |
| 107S | 1 | 77 | 7 | 10 | 3 | 98 | 1 | 154 |
| SubTotals | 323 | 16,001 | 3,030 | 2,037 | 151 | 21,542 | 56 | 31,155 |
| S. 98 Mobiles | 0 | 42 | 9 | 6 | 1 | 58 | 4 | |
| S. 99 Absentee - in ED | 19 | 371 | 125 | 55 | 8 | 578 | 5 | |
| S. 100 Absentee - out of ED | 8 | 118 | 76 | 39 | 0 | 241 | 22 | |
| S. 101 Absentee - Advance | 0 | 37 | 10 | 9 | 0 | 56 | 0 | |
| S. 104 Voting in DEOffice | 1 | 240 | 23 | 20 | 0 | 284 | 6 | |
| S. 106 Voting by mail | 0 | 20 | 4 | 2 | 0 | 26 | 3 | |
| Grand Totals | 351 | 16,829 | 3,277 | 2,168 | 160 | 22,785 | 96 | 31,155 |
| % of Valid Votes | 1.54% | 73.86% | 14.38% | 9.52% | 0.70% | | | |

(continued on next page)

Summary:

| | | | |
|---------------------------------|---------------|--------|-------------------|
| Valid Votes - General & Advance | 21,542 | 94.54% | Total Valid Votes |
| S. 98 Mables | 58 | 0.25% | Total Valid Votes |
| S. 99 Absentee - in ED | 578 | 2.54% | Total Valid Votes |
| S. 100 Absentee - out of ED | 241 | 1.06% | Total Valid Votes |
| S. 101 Absentee - Advance | 56 | 0.25% | Total Valid Votes |
| S. 104 Voting in DE Office | 284 | 1.25% | Total Valid Votes |
| S. 106 Voting by mail | 26 | 0.11% | Total Valid Votes |
| Total Valid Votes | 22,785 | | |
| Rejected Ballots | 96 | 0.42% | Ballots Cast |
| Registered Voters Who Voted | 22,881 | 73.44% | Registered Voters |

Candidate Elected: Colin Gordon Hansen (LIB)

*1 Voting Areas 93S, 104S and 105S combined

| | Rob Botterell IND | Jeff Bray LIB | Kirsten Goodacre COMM | Gregory Paul Michael Hartnell UPBC | Carole James NDP | Walter Meyer zu Erpen GP | Troy Tompkins BCM | Total Valid Votes | Rejected Ballots | No. of Registered Voters |
|-----------------------------|-------------------------|---------------------|-----------------------------|--|------------------------|--------------------------------|-------------------------|-------------------------|---------------------|--------------------------------|
| Advance Voting | | | | | | | | | | |
| Christ Church Hall. | 14 | 832 | 4 | 32 | 582 | 342 | 25 | 1,831 | 3 | |
| General Voting | | | | | | | | | | |
| Voting Area | | | | | | | | | | |
| 1 | 3 | 65 | 0 | 0 | 75 | 31 | 8 | 182 | 1 | 286 |
| 2 | 1 | 49 | 1 | 1 | 75 | 67 | 5 | 199 | 0 | 329 |
| 3 | 2 | 45 | 0 | 2 | 85 | 47 | 7 | 188 | 1 | 305 |
| 4 | 2 | 48 | 0 | 3 | 49 | 39 | 8 | 149 | 0 | 293 |
| 5 | 0 | 44 | 1 | 3 | 33 | 15 | 4 | 100 | 0 | 184 |
| 6 | 2 | 39 | 0 | 3 | 26 | 13 | 1 | 84 | 0 | 196 |
| 7 | 1 | 76 | 1 | 4 | 82 | 41 | 2 | 207 | 0 | 316 |
| 8 | 1 | 52 | 0 | 2 | 58 | 52 | 7 | 172 | 0 | 301 |
| 9 | 4 | 56 | 1 | 5 | 78 | 48 | 4 | 196 | 1 | 327 |
| 10 | 0 | 75 | 0 | 0 | 36 | 7 | 0 | 118 | 0 | 189 |
| 11 | 0 | 131 | 0 | 2 | 27 | 23 | 0 | 183 | 0 | 291 |
| 12 | 1 | 75 | 2 | 6 | 75 | 39 | 7 | 205 | 1 | 374 |
| 13 | 0 | 118 | 0 | 0 | 34 | 18 | 0 | 170 | 1 | 269 |
| 14 | 1 | 39 | 0 | 1 | 39 | 24 | 2 | 106 | 0 | 309 |
| 15 | 2 | 29 | 1 | 2 | 27 | 18 | 1 | 80 | 0 | 156 |
| 16 | 5 | 103 | 1 | 3 | 71 | 66 | 8 | 257 | 0 | 455 |
| 17S *1. | 4 | 61 | 1 | 2 | 24 | 7 | 1 | 100 | 0 | 141 |
| 18 | 0 | 29 | 1 | 2 | 38 | 31 | 6 | 107 | 0 | 239 |
| 19 | 0 | 22 | 0 | 3 | 43 | 25 | 1 | 94 | 0 | 170 |
| 20S *2. | 3 | 41 | 3 | 2 | 35 | 7 | 0 | 91 | 6 | 58 |
| 21 | 2 | 59 | 0 | 2 | 52 | 34 | 5 | 154 | 0 | 281 |
| 22 | 2 | 90 | 0 | 1 | 28 | 19 | 4 | 144 | 0 | 245 |
| 23 | 1 | 37 | 2 | 0 | 49 | 28 | 5 | 122 | 0 | 275 |
| 24 | 3 | 58 | 0 | 2 | 58 | 38 | 7 | 166 | 0 | 310 |
| 25 | 0 | 27 | 1 | 1 | 42 | 22 | 3 | 96 | 0 | 179 |
| 26 | 1 | 45 | 1 | 1 | 48 | 33 | 6 | 135 | 0 | 315 |
| 27 | 1 | 27 | 1 | 1 | 48 | 32 | 3 | 113 | 0 | 248 |
| 28 | 0 | 21 | 0 | 0 | 47 | 26 | 4 | 98 | 1 | 181 |
| 29 | 0 | 14 | 1 | 1 | 27 | 21 | 6 | 70 | 2 | 178 |
| 30S *1. | - | - | - | - | - | - | - | - | - | 92 |
| 31 | 2 | 46 | 0 | 0 | 76 | 39 | 6 | 169 | 2 | 372 |
| 32 | 3 | 38 | 5 | 2 | 63 | 56 | 8 | 175 | 0 | 341 |
| 33 | 2 | 78 | 0 | 2 | 50 | 38 | 5 | 175 | 1 | 309 |
| 34 | 1 | 14 | 0 | 0 | 26 | 29 | 4 | 74 | 0 | 137 |
| 35 | 5 | 80 | 0 | 2 | 67 | 45 | 1 | 200 | 1 | 342 |
| 36S *3. | - | - | - | - | - | - | - | - | - | 12 |
| 37 | 2 | 56 | 0 | 4 | 55 | 67 | 5 | 189 | 1 | 309 |
| 38 | 1 | 39 | 0 | 1 | 68 | 43 | 2 | 154 | 1 | 349 |
| 39 | 0 | 45 | 3 | 1 | 99 | 75 | 3 | 226 | 1 | 380 |
| 40 | 2 | 34 | 0 | 0 | 39 | 31 | 0 | 106 | 0 | 202 |
| 41S *4. | - | - | - | - | - | - | - | - | - | 10 |
| 42 | 1 | 43 | 0 | 1 | 40 | 19 | 4 | 108 | 0 | 174 |
| 43 | 1 | 83 | 0 | 4 | 67 | 42 | 3 | 200 | 0 | 334 |
| 44 | 0 | 24 | 0 | 1 | 39 | 28 | 4 | 96 | 0 | 197 |
| 45 | 0 | 63 | 2 | 4 | 60 | 45 | 3 | 177 | 0 | 332 |
| 46S *3. | - | - | - | - | - | - | - | - | - | 18 |
| 47 | 0 | 42 | 1 | 2 | 30 | 15 | 0 | 90 | 0 | 151 |
| 48 | 2 | 52 | 0 | 2 | 73 | 55 | 8 | 192 | 4 | 302 |
| 49 | 1 | 54 | 0 | 3 | 53 | 24 | 1 | 136 | 0 | 186 |
| 50 | 2 | 83 | 0 | 1 | 49 | 29 | 5 | 169 | 1 | 306 |
| 51 | 1 | 109 | 0 | 3 | 48 | 28 | 3 | 192 | 1 | 326 |
| 52 | 0 | 25 | 1 | 1 | 75 | 40 | 5 | 147 | 0 | 217 |
| 53 | 1 | 59 | 1 | 0 | 64 | 38 | 7 | 170 | 0 | 289 |
| 54 | 2 | 30 | 1 | 0 | 33 | 16 | 2 | 84 | 0 | 168 |
| 55S *5. | - | - | - | - | - | - | - | - | - | 56 |
| 56 | 1 | 107 | 0 | 0 | 54 | 35 | 2 | 199 | 0 | 352 |
| 57 | 0 | 43 | 0 | 1 | 51 | 30 | 4 | 129 | 1 | 245 |
| 58 | 0 | 40 | 0 | 1 | 102 | 51 | 3 | 197 | 0 | 348 |
| 59 | 0 | 109 | 0 | 2 | 76 | 40 | 3 | 230 | 0 | 338 |
| 60 | 2 | 97 | 1 | 4 | 73 | 28 | 1 | 206 | 0 | 339 |
| 61 | 4 | 71 | 0 | 2 | 55 | 23 | 1 | 156 | 0 | 276 |
| 62S *6. | - | - | - | - | - | - | - | - | - | 24 |

**Vic to ria-Beacon Hill Electoral District
Voting Re sults**

State ment of Votes
Elections British Columbia

| Voting Area (continued) | Rob Botterell IND | Jeff Bray LIB | Kirsten Goodacre COMM | Gregory Paul Michael Hartnell UPBC | Carole James NDP | Walter Meyer zu Erpen GP | Troy Tompkins BCM | Total Valid Votes | Rejected Ballots | No. of Registered Voters |
|-------------------------|----------------------|------------------|--------------------------|---------------------------------------|---------------------|-----------------------------|----------------------|----------------------|---------------------|--------------------------------|
| 63 *6. | 1 | 66 | 1 | 2 | 66 | 40 | 0 | 176 | 0 | 220 |
| 64 | 0 | 77 | 2 | 6 | 92 | 48 | 6 | 231 | 0 | 349 |
| 65 | 1 | 41 | 0 | 1 | 46 | 25 | 6 | 120 | 0 | 212 |
| 66 | 1 | 25 | 0 | 1 | 90 | 39 | 3 | 159 | 1 | 375 |
| 67 | 2 | 32 | 1 | 0 | 44 | 34 | 0 | 113 | 0 | 174 |
| 68 | 1 | 74 | 0 | 2 | 91 | 59 | 2 | 229 | 0 | 335 |
| 69 | 1 | 73 | 1 | 4 | 93 | 46 | 3 | 221 | 0 | 333 |
| 70S *7. | - | - | - | - | - | - | - | - | - | 17 |
| 71 *7. | 3 | 43 | 0 | 7 | 49 | 25 | 7 | 134 | 0 | 127 |
| 72 | 0 | 38 | 0 | 0 | 63 | 24 | 4 | 129 | 0 | 192 |
| 73 | 2 | 166 | 0 | 1 | 67 | 34 | 1 | 271 | 1 | 377 |
| 74 | 0 | 81 | 1 | 0 | 88 | 43 | 0 | 213 | 0 | 332 |
| 75S *4. | 3 | 41 | 1 | 3 | 18 | 4 | 0 | 70 | 1 | 165 |
| 76 | 14 | 79 | 0 | 4 | 99 | 61 | 2 | 259 | 0 | 357 |
| 77 | 5 | 109 | 0 | 5 | 76 | 42 | 5 | 242 | 0 | 343 |
| 78 | 1 | 60 | 0 | 6 | 86 | 48 | 3 | 204 | 0 | 316 |
| 79 | 1 | 70 | 0 | 0 | 97 | 55 | 3 | 226 | 0 | 370 |
| 80 | 2 | 63 | 0 | 0 | 97 | 46 | 5 | 213 | 0 | 301 |
| 81 | 2 | 117 | 1 | 2 | 89 | 49 | 2 | 262 | 1 | 353 |
| 82 | 1 | 65 | 0 | 0 | 83 | 46 | 3 | 198 | 0 | 306 |
| 83S | 0 | 0 | 0 | 0 | 0 | 0 | 0 | 0 | 0 | 1 |
| 84 | 3 | 48 | 0 | 2 | 116 | 70 | 2 | 241 | 1 | 350 |
| 85 | 0 | 36 | 0 | 0 | 78 | 30 | 4 | 148 | 0 | 207 |
| 86 | 0 | 31 | 0 | 0 | 54 | 18 | 1 | 104 | 1 | 157 |
| 87 | 3 | 79 | 0 | 4 | 82 | 39 | 3 | 210 | 1 | 390 |
| 88 | 2 | 61 | 0 | 2 | 83 | 50 | 4 | 202 | 0 | 356 |
| 89 | 0 | 59 | 0 | 6 | 81 | 35 | 5 | 186 | 0 | 268 |
| 90 | 1 | 64 | 0 | 7 | 97 | 40 | 4 | 213 | 0 | 329 |
| 91 | 1 | 41 | 0 | 3 | 64 | 46 | 2 | 157 | 0 | 245 |
| 92 | 1 | 67 | 0 | 1 | 90 | 48 | 3 | 210 | 3 | 362 |
| 93S *3. | - | - | - | - | - | - | - | - | - | 8 |
| 94 | 1 | 66 | 0 | 1 | 84 | 42 | 1 | 195 | 0 | 286 |
| 95 | 2 | 93 | 0 | 1 | 73 | 33 | 3 | 205 | 1 | 340 |
| 96 | 0 | 81 | 0 | 5 | 72 | 64 | 2 | 224 | 0 | 367 |
| 97 | 1 | 60 | 0 | 1 | 81 | 45 | 2 | 190 | 1 | 318 |
| 98 | 1 | 48 | 0 | 2 | 80 | 34 | 0 | 165 | 1 | 311 |
| 99 | 1 | 84 | 0 | 0 | 74 | 27 | 2 | 188 | 0 | 321 |
| 100 | 3 | 75 | 0 | 4 | 48 | 33 | 2 | 165 | 1 | 337 |
| 101 | 2 | 50 | 0 | 3 | 63 | 37 | 7 | 162 | 0 | 319 |
| 102 | 2 | 43 | 0 | 0 | 59 | 20 | 0 | 124 | 2 | 212 |
| 103 | 1 | 49 | 0 | 1 | 56 | 30 | 6 | 143 | 0 | 265 |
| 104S *2. | - | - | - | - | - | - | - | - | - | 58 |
| 105 | 0 | 56 | 0 | 0 | 28 | 15 | 1 | 100 | 0 | 210 |
| 106 | 1 | 61 | 1 | 1 | 58 | 19 | 1 | 142 | 2 | 255 |
| 107 | 1 | 42 | 1 | 1 | 39 | 20 | 1 | 105 | 0 | 189 |
| 108S *2. | - | - | - | - | - | - | - | - | - | 43 |
| 109 | 2 | 62 | 0 | 0 | 59 | 33 | 6 | 162 | 0 | 340 |
| 110 | 2 | 66 | 0 | 2 | 83 | 40 | 3 | 196 | 1 | 342 |
| 111S *3. | 0 | 21 | 1 | 1 | 25 | 6 | 0 | 54 | 0 | 64 |
| 112 | 0 | 52 | 0 | 0 | 39 | 22 | 0 | 113 | 1 | 189 |
| 113 | 0 | 53 | 0 | 2 | 35 | 25 | 2 | 117 | 1 | 189 |
| 114S *8. | - | - | - | - | - | - | - | - | - | 70 |
| 115S *5. | 2 | 46 | 1 | 2 | 40 | 9 | 0 | 100 | 2 | 108 |
| 116 | 0 | 85 | 0 | 2 | 76 | 27 | 3 | 193 | 1 | 316 |
| 117 | 3 | 76 | 0 | 2 | 45 | 20 | 2 | 148 | 1 | 244 |
| 118 | 1 | 63 | 1 | 1 | 67 | 31 | 3 | 167 | 0 | 333 |
| 119 | 0 | 66 | 0 | 0 | 41 | 18 | 0 | 125 | 1 | 227 |
| 120 | 0 | 63 | 1 | 0 | 56 | 35 | 6 | 161 | 0 | 341 |
| 121 | 3 | 86 | 1 | 0 | 78 | 39 | 5 | 212 | 0 | 340 |
| 122 | 0 | 21 | 0 | 4 | 39 | 22 | 1 | 87 | 1 | 164 |
| 123 | 0 | 33 | 0 | 1 | 39 | 28 | 1 | 102 | 0 | 179 |
| 124S *5. | - | - | - | - | - | - | - | - | - | 53 |
| 125 | 1 | 32 | 0 | 2 | 55 | 26 | 4 | 120 | 0 | 199 |
| 126 | 1 | 45 | 0 | 0 | 39 | 15 | 2 | 102 | 1 | 186 |
| 127 | 0 | 79 | 1 | 0 | 60 | 53 | 9 | 202 | 1 | 376 |
| 128 | 0 | 67 | 1 | 4 | 72 | 42 | 1 | 187 | 1 | 318 |
| 129 | 2 | 33 | 0 | 1 | 32 | 10 | 2 | 80 | 0 | 169 |

| Voting Area (continued) | Rob Botterell IND | Jeff Bray LIB | Kirsten Goodacre COMM | Gregory Paul Michael Hartnell UPBC | Carole James NDP | Walter Meyer zu Erpen GP | Troy Tompkins BCM | Total Valid Votes | Rejected Ballots | No. of Registered Voters |
|-----------------------------|-------------------------|---------------------|-----------------------------|--|------------------------|--------------------------------|-------------------------|-------------------------|---------------------|--------------------------------|
| 130 | 0 | 67 | 0 | 0 | 22 | 13 | 0 | 102 | 0 | 189 |
| 131 | 0 | 109 | 0 | 0 | 44 | 12 | 1 | 166 | 0 | 249 |
| 132 | 3 | 63 | 0 | 1 | 54 | 20 | 0 | 141 | 1 | 219 |
| 133 | 0 | 47 | 0 | 1 | 47 | 20 | 3 | 118 | 0 | 208 |
| 134 | 5 | 39 | 0 | 1 | 76 | 63 | 12 | 196 | 0 | 368 |
| 135 | 1 | 60 | 0 | 1 | 41 | 18 | 1 | 122 | 0 | 227 |
| 136 | 2 | 80 | 0 | 0 | 53 | 21 | 3 | 159 | 2 | 276 |
| 137 | 0 | 51 | 0 | 4 | 67 | 41 | 6 | 169 | 0 | 294 |
| 138 | 1 | 80 | 0 | 3 | 95 | 39 | 2 | 220 | 1 | 362 |
| 139S *8. | 1 | 25 | 2 | 1 | 30 | 4 | 2 | 65 | 3 | 88 |
| 140 | 0 | 37 | 0 | 1 | 58 | 50 | 5 | 151 | 0 | 257 |
| 141 | 1 | 62 | 0 | 2 | 89 | 52 | 2 | 208 | 0 | 306 |
| 142 | 4 | 49 | 0 | 1 | 78 | 51 | 8 | 191 | 0 | 306 |
| 143 | 3 | 81 | 0 | 2 | 82 | 31 | 4 | 203 | 0 | 329 |
| 144 | 0 | 63 | 1 | 3 | 102 | 40 | 2 | 211 | 0 | 367 |
| 145 | 0 | 49 | 0 | 1 | 124 | 66 | 8 | 248 | 0 | 385 |
| 146 | 0 | 59 | 0 | 0 | 84 | 46 | 6 | 195 | 0 | 307 |
| SubTotals | 198 | 8,655 | 58 | 266 | 8,696 | 4,873 | 459 | 23,205 | 68 | 36,775 |
| S. 98 Mobiles | 2 | 70 | 1 | 3 | 36 | 29 | 2 | 143 | 3 | |
| S. 99 Absentee - in ED | 0 | 194 | 2 | 9 | 229 | 303 | 27 | 764 | 30 | |
| S. 100 Absentee - out of ED | 1 | 67 | 3 | 3 | 83 | 111 | 24 | 292 | 12 | |
| S. 101 Absentee - Advance | 4 | 80 | 0 | 3 | 70 | 55 | 14 | 226 | 7 | |
| S. 104 Voting in DEOffice | 0 | 161 | 0 | 4 | 123 | 68 | 3 | 359 | 4 | |
| S. 106 Voting by mail | 0 | 70 | 0 | 2 | 25 | 14 | 3 | 114 | 11 | |
| Grand Totals | 205 | 9,297 | 64 | 290 | 9,262 | 5,453 | 532 | 25,103 | 135 | 36,775 |
| % of Valid Votes | 0.82% | 37.04 % | 0.25% | 1.15% | 36.90% | 21.72 % | 2.12% | | | |

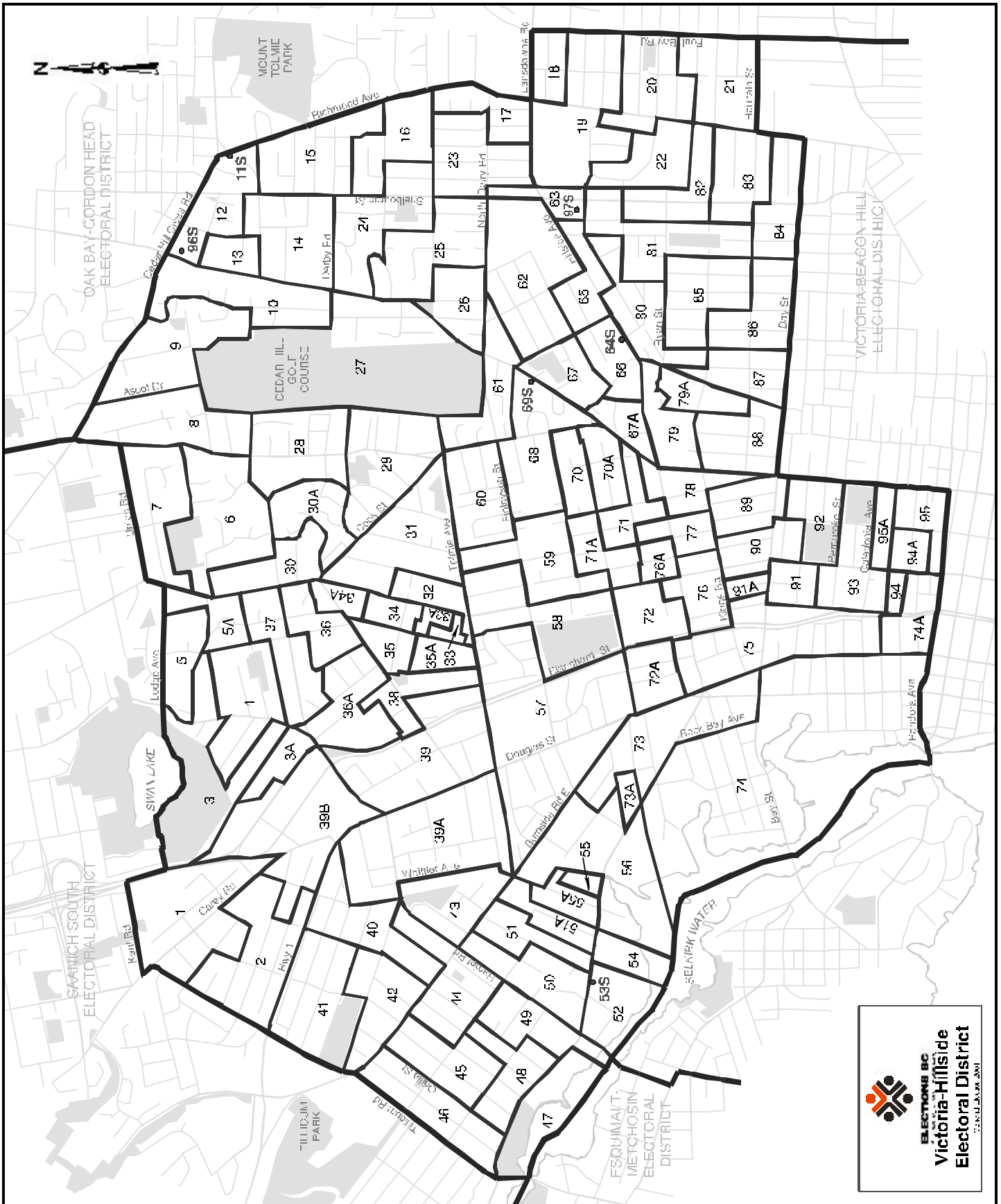
Summary:

| | | | |
|-----------------------------------|---------------|--------|--------------------|
| Valid Votes - Gen eral & Ad vance | 23,205 | 92.44% | To tal Valid Votes |
| S. 98 Mobiles | 143 | 0.57% | To tal Valid Votes |
| S. 99 Ab sen tee - in ED | 764 | 3.04% | To tal Valid Votes |
| S. 100 Ab sen tee - out of ED | 292 | 1.16% | To tal Valid Votes |
| S. 101 Ab sen tee - Ad vance | 226 | 0.90% | To tal Valid Votes |
| S. 104 Voting in DEOffice | 359 | 1.43% | To tal Valid Votes |
| S. 106 Voting by mail | 114 | 0.46% | To tal Valid Votes |
| To tal Valid Votes | 25,103 | | |

| | | | |
|-------------------------------|--------|--------|------------------------|
| Rejected Ballots | 135 | 0.53% | Bal lots Cast |
| Reg is tered Voters Who Voted | 25,238 | 68.63% | of Reg is tered Voters |

Candidate Elected: Jeff Bray (LIB)

*1 Voting Areas 17S and 30S com bined
 *2 Voting Areas 20S, 104S and 108S combined
 *3 Voting Areas 36S, 46S, 93S and 111S com bined
 *4 Voting Areas 41S and 75S com bined
 *5 Voting Areas 55S, 115S and 124S com bined
 *6 Voting Areas 62S and 63 com bined
 *7 Voting Areas 70S and 71 com bined
 *8 Voting Areas 114S and 139S com bined



| | Chuck Beyer BCM | Laery Braaten CFED | George Gidora COMM | Stuart Hertzog GP | Steve Orcherton NDP | Sheila Orr LIB | Allan Whittal UPBC | Total Valid Votes | Rejected Ballots | No. of Registered Voters |
|-------------------------------------|-----------------------|--------------------------|--------------------------|-------------------------|---------------------------|----------------------|--------------------------|-------------------------|---------------------|--------------------------------|
| Advance Voting | | | | | | | | | | |
| District Electoral Office | 18 | 0 | 4 | 150 | 314 | 533 | 19 | 1,038 | 2 | |
| General Voting | | | | | | | | | | |
| Voting Area | | | | | | | | | | |
| 1 | 4 | 0 | 0 | 34 | 75 | 67 | 3 | 183 | 0 | 314 |
| 2 | 2 | 1 | 0 | 38 | 61 | 85 | 3 | 190 | 0 | 346 |
| 3 | 2 | 0 | 0 | 28 | 51 | 44 | 1 | 126 | 1 | 186 |
| 3A | 5 | 2 | 1 | 29 | 75 | 68 | 3 | 183 | 3 | 289 |
| 4 | 3 | 2 | 2 | 32 | 80 | 98 | 3 | 220 | 2 | 330 |
| 5 | 3 | 0 | 1 | 43 | 47 | 41 | 1 | 136 | 0 | 195 |
| 5A | 0 | 0 | 0 | 19 | 41 | 55 | 1 | 116 | 1 | 182 |
| 6 | 5 | 0 | 1 | 50 | 82 | 108 | 0 | 246 | 0 | 369 |
| 7 | 5 | 1 | 0 | 28 | 74 | 108 | 5 | 221 | 1 | 354 |
| 8 | 4 | 0 | 0 | 38 | 86 | 87 | 2 | 217 | 0 | 330 |
| 9 | 2 | 1 | 0 | 46 | 80 | 133 | 4 | 266 | 2 | 370 |
| 10 | 7 | 1 | 1 | 30 | 90 | 126 | 8 | 263 | 1 | 379 |
| 11S | 1 | 0 | 1 | 5 | 12 | 17 | 2 | 38 | 2 | 55 |
| 12 | 3 | 0 | 0 | 28 | 51 | 58 | 2 | 142 | 0 | 225 |
| 13 | 2 | 0 | 0 | 24 | 53 | 71 | 0 | 150 | 1 | 200 |
| 14 | 8 | 0 | 0 | 31 | 78 | 62 | 1 | 180 | 0 | 240 |
| 15 | 8 | 0 | 0 | 38 | 78 | 87 | 0 | 211 | 0 | 343 |
| 16 | 2 | 0 | 0 | 19 | 31 | 42 | 1 | 95 | 0 | 139 |
| 17 | 1 | 0 | 0 | 20 | 56 | 48 | 1 | 126 | 0 | 167 |
| 18 | 2 | 0 | 0 | 17 | 43 | 49 | 1 | 112 | 0 | 152 |
| 19 | 3 | 0 | 1 | 41 | 80 | 101 | 3 | 229 | 0 | 323 |
| 20 | 8 | 0 | 1 | 54 | 92 | 81 | 5 | 241 | 0 | 364 |
| 21 | 9 | 0 | 0 | 45 | 83 | 79 | 6 | 222 | 0 | 339 |
| 22 | 3 | 0 | 1 | 39 | 71 | 77 | 4 | 195 | 2 | 306 |
| 23 | 5 | 1 | 1 | 34 | 90 | 90 | 3 | 224 | 0 | 333 |
| 24 | 5 | 0 | 4 | 31 | 77 | 88 | 2 | 207 | 0 | 345 |
| 25 | 6 | 0 | 0 | 34 | 104 | 92 | 2 | 238 | 0 | 343 |
| 26 | 2 | 0 | 0 | 26 | 76 | 86 | 5 | 195 | 3 | 292 |
| 27 | 2 | 0 | 0 | 24 | 54 | 54 | 4 | 138 | 0 | 211 |
| 28 | 3 | 0 | 1 | 43 | 85 | 68 | 0 | 200 | 1 | 300 |
| 29 | 3 | 0 | 1 | 60 | 91 | 137 | 3 | 295 | 1 | 450 |
| 30 | 4 | 0 | 0 | 25 | 48 | 51 | 2 | 130 | 0 | 179 |
| 30A | 1 | 0 | 0 | 28 | 43 | 53 | 0 | 125 | 0 | 188 |
| 31 | 4 | 0 | 1 | 57 | 97 | 65 | 2 | 226 | 1 | 325 |
| 32 | 6 | 0 | 1 | 33 | 74 | 58 | 1 | 173 | 0 | 298 |
| 33 | 4 | 1 | 0 | 32 | 36 | 38 | 1 | 112 | 1 | 183 |
| 33A | 2 | 0 | 0 | 17 | 34 | 28 | 1 | 82 | 0 | 156 |
| 34 | 5 | 1 | 0 | 22 | 46 | 50 | 3 | 127 | 0 | 212 |
| 34A | 7 | 0 | 0 | 17 | 43 | 51 | 3 | 121 | 0 | 206 |
| 35 | 1 | 0 | 0 | 14 | 40 | 41 | 1 | 97 | 0 | 168 |
| 35A | 1 | 0 | 1 | 24 | 41 | 46 | 1 | 114 | 0 | 212 |
| 36 | 5 | 0 | 0 | 25 | 54 | 53 | 4 | 141 | 0 | 212 |
| 36A | 1 | 0 | 0 | 28 | 53 | 34 | 0 | 116 | 1 | 198 |
| 37 | 14 | 0 | 2 | 44 | 83 | 52 | 6 | 201 | 0 | 344 |
| 38 | 4 | 0 | 0 | 42 | 60 | 59 | 0 | 165 | 0 | 291 |
| 39 | 4 | 0 | 0 | 21 | 35 | 25 | 2 | 87 | 0 | 166 |
| 39A | 2 | 1 | 0 | 7 | 36 | 19 | 2 | 67 | 0 | 147 |
| 39B | 1 | 0 | 0 | 16 | 35 | 53 | 1 | 106 | 1 | 163 |
| 40 | 14 | 0 | 2 | 30 | 65 | 53 | 0 | 164 | 0 | 256 |
| 41 | 8 | 4 | 3 | 37 | 72 | 66 | 8 | 198 | 2 | 322 |
| 42 | 11 | 0 | 2 | 35 | 85 | 45 | 4 | 182 | 1 | 294 |
| 43 | 17 | 0 | 1 | 30 | 55 | 58 | 3 | 164 | 4 | 327 |
| 44 | 13 | 0 | 0 | 28 | 79 | 68 | 4 | 192 | 0 | 322 |
| 45 | 3 | 0 | 0 | 26 | 85 | 47 | 0 | 161 | 0 | 238 |
| 46 | 4 | 1 | 0 | 44 | 106 | 83 | 3 | 241 | 1 | 397 |
| 47 | 3 | 2 | 1 | 37 | 71 | 85 | 2 | 201 | 0 | 338 |
| 48 | 4 | 0 | 1 | 42 | 76 | 90 | 0 | 213 | 0 | 336 |
| 49 | 11 | 1 | 0 | 54 | 83 | 85 | 4 | 238 | 2 | 390 |
| 50 | 3 | 1 | 1 | 30 | 77 | 85 | 4 | 201 | 0 | 330 |
| 51 | 7 | 0 | 0 | 29 | 64 | 40 | 0 | 140 | 1 | 201 |
| 51A | 2 | 0 | 0 | 16 | 67 | 44 | 2 | 131 | 2 | 208 |
| 52 | 3 | 1 | 0 | 24 | 50 | 49 | 6 | 133 | 0 | 239 |

| Voting Area (continued) | Chuck Beyer BCM | Laery Braaten CFED | George Gidora COMM | Stuart Hertzog GP | Steve Orcherton NDP | Sheila Orr LIB | Allan Whittal UPBC | Total Valid Votes | Rejected Ballots | No. of Registered Voters |
|-------------------------|-----------------------|--------------------------|--------------------------|-------------------------|---------------------------|----------------------|--------------------------|-------------------------|---------------------|--------------------------------|
| 53S | 2 | 2 | 0 | 8 | 26 | 27 | 1 | 66 | 5 | 146 |
| 54 | 3 | 0 | 0 | 27 | 52 | 51 | 2 | 135 | 0 | 300 |
| 55 | 3 | 0 | 0 | 22 | 23 | 19 | 2 | 69 | 0 | 161 |
| 55A | 5 | 0 | 0 | 26 | 34 | 53 | 4 | 122 | 0 | 193 |
| 56 | 15 | 2 | 0 | 50 | 77 | 88 | 4 | 236 | 2 | 393 |
| 57 | 7 | 0 | 0 | 22 | 70 | 59 | 4 | 162 | 0 | 266 |
| 58 | 7 | 0 | 0 | 31 | 56 | 53 | 1 | 148 | 0 | 269 |
| 59 | 4 | 1 | 0 | 40 | 88 | 58 | 2 | 193 | 0 | 334 |
| 60 | 9 | 0 | 0 | 38 | 75 | 62 | 1 | 185 | 0 | 317 |
| 61 | 3 | 1 | 1 | 39 | 59 | 73 | 2 | 178 | 2 | 275 |
| 62 | 4 | 0 | 3 | 28 | 87 | 64 | 3 | 189 | 1 | 277 |
| 63 | 2 | 0 | 0 | 16 | 45 | 55 | 0 | 118 | 2 | 205 |
| 64S | 0 | 0 | 4 | 6 | 13 | 25 | 1 | 49 | 3 | 125 |
| 65 | 5 | 0 | 0 | 41 | 91 | 102 | 4 | 243 | 0 | 341 |
| 66 | 3 | 1 | 0 | 28 | 66 | 49 | 2 | 149 | 0 | 286 |
| 67 | 6 | 0 | 0 | 27 | 57 | 43 | 3 | 136 | 2 | 203 |
| 67A | 3 | 1 | 0 | 25 | 36 | 33 | 0 | 98 | 1 | 198 |
| 68 | 2 | 1 | 0 | 37 | 75 | 89 | 7 | 211 | 0 | 331 |
| 69S *1. | - | - | - | - | - | - | - | - | - | 35 |
| 70 | 1 | 0 | 0 | 12 | 26 | 73 | 0 | 112 | 0 | 185 |
| 70A | 1 | 0 | 1 | 26 | 52 | 39 | 1 | 120 | 1 | 176 |
| 71 | 6 | 0 | 0 | 23 | 54 | 31 | 1 | 115 | 0 | 202 |
| 71A | 4 | 0 | 0 | 30 | 49 | 38 | 0 | 121 | 1 | 227 |
| 72 | 12 | 0 | 0 | 30 | 62 | 45 | 0 | 149 | 0 | 249 |
| 72A | 0 | 0 | 0 | 14 | 33 | 61 | 1 | 109 | 0 | 149 |
| 73 | 6 | 0 | 2 | 27 | 26 | 31 | 0 | 92 | 0 | 164 |
| 73A | 8 | 0 | 1 | 24 | 52 | 50 | 6 | 141 | 0 | 229 |
| 74 | 10 | 1 | 0 | 64 | 64 | 69 | 2 | 210 | 0 | 407 |
| 74A | 3 | 1 | 1 | 19 | 19 | 40 | 2 | 85 | 0 | 179 |
| 75 | 16 | 0 | 0 | 33 | 46 | 48 | 5 | 148 | 2 | 273 |
| 76 | 8 | 0 | 3 | 12 | 36 | 28 | 1 | 88 | 0 | 190 |
| 76A | 2 | 0 | 0 | 20 | 44 | 17 | 0 | 83 | 0 | 164 |
| 77 | 10 | 0 | 2 | 31 | 68 | 52 | 1 | 164 | 1 | 323 |
| 78 | 7 | 1 | 1 | 57 | 69 | 58 | 0 | 193 | 1 | 348 |
| 79 | 5 | 0 | 0 | 20 | 47 | 41 | 0 | 113 | 0 | 216 |
| 79A | 5 | 0 | 0 | 21 | 52 | 26 | 2 | 106 | 3 | 171 |
| 80 | 6 | 0 | 2 | 38 | 59 | 70 | 2 | 177 | 0 | 296 |
| 81 | 0 | 0 | 0 | 48 | 114 | 69 | 0 | 231 | 0 | 362 |
| 82 | 12 | 1 | 1 | 35 | 68 | 60 | 1 | 178 | 2 | 281 |
| 83 | 3 | 0 | 1 | 44 | 96 | 62 | 4 | 210 | 0 | 331 |
| 84 | 8 | 0 | 2 | 29 | 72 | 68 | 1 | 180 | 4 | 312 |
| 85 | 4 | 0 | 1 | 42 | 89 | 59 | 0 | 195 | 0 | 376 |
| 86 | 1 | 0 | 1 | 50 | 72 | 60 | 0 | 184 | 2 | 304 |
| 87 | 9 | 0 | 0 | 49 | 75 | 48 | 1 | 182 | 0 | 277 |
| 88 | 3 | 3 | 0 | 43 | 78 | 75 | 3 | 205 | 1 | 350 |
| 89 | 2 | 0 | 0 | 38 | 70 | 50 | 1 | 161 | 1 | 291 |
| 90 | 8 | 1 | 0 | 52 | 73 | 39 | 0 | 173 | 2 | 329 |
| 91 | 5 | 0 | 0 | 32 | 30 | 18 | 0 | 85 | 0 | 176 |
| 91A | 6 | 0 | 0 | 23 | 34 | 42 | 2 | 107 | 1 | 193 |
| 92 | 5 | 0 | 0 | 53 | 59 | 32 | 0 | 149 | 0 | 283 |
| 93 | 1 | 0 | 0 | 34 | 62 | 76 | 12 | 185 | 0 | 311 |
| 94 | 9 | 2 | 1 | 36 | 77 | 75 | 2 | 202 | 2 | 292 |
| 94A | 4 | 0 | 1 | 11 | 31 | 20 | 3 | 70 | 1 | 139 |
| 95 | 5 | 0 | 0 | 32 | 51 | 28 | 4 | 120 | 0 | 230 |
| 95A | 4 | 0 | 1 | 25 | 37 | 41 | 2 | 110 | 1 | 182 |
| 96S | 2 | 5 | 2 | 2 | 22 | 33 | 3 | 69 | 1 | 113 |
| 97S *1. | 0 | 2 | 0 | 6 | 10 | 27 | 0 | 45 | 0 | 50 |
| SubTotals | 589 | 48 | 69 | 3,788 | 7,462 | 7,416 | 274 | 19,646 | 85 | 30,602 |

(continued on next page)

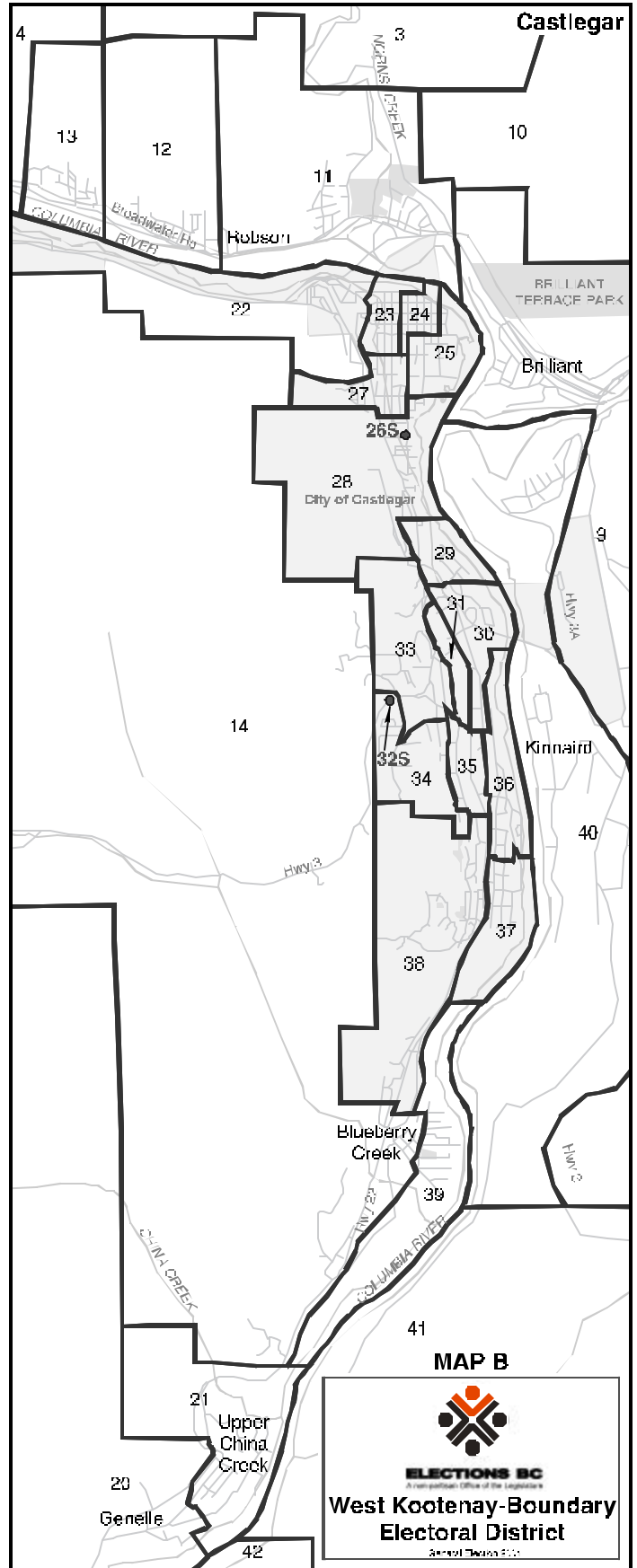
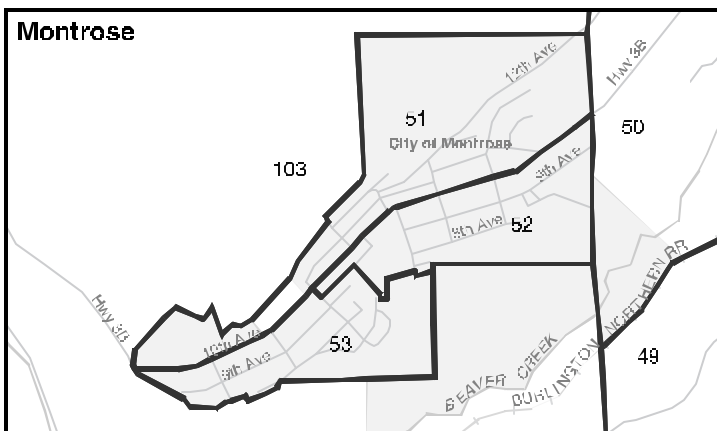
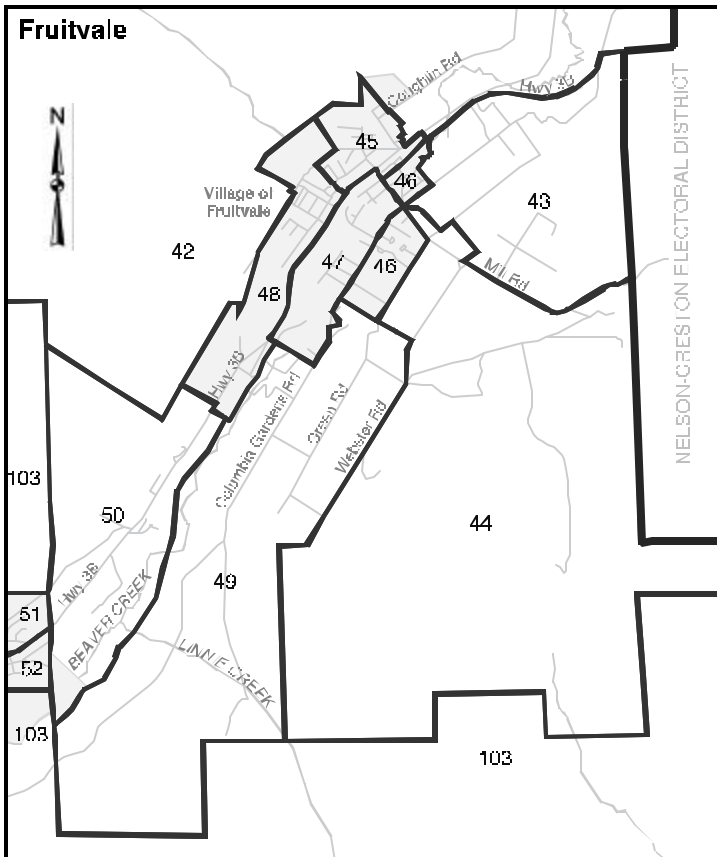
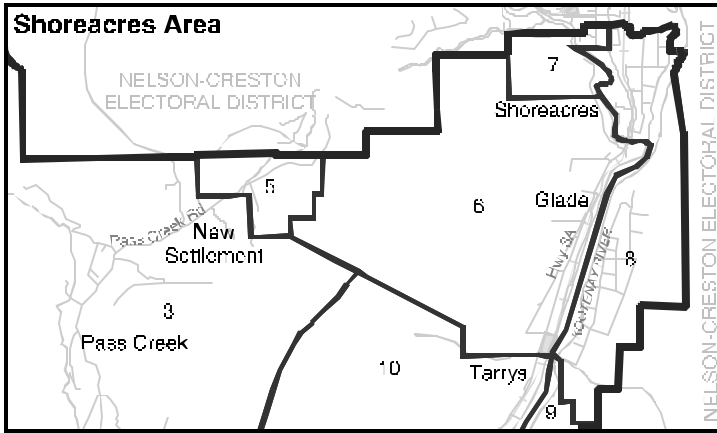
| Voting Area (continued) | Chuck Beyer BCM | Laery Braaten CFED | George Gidora COMM | Stuart Hertzog GP | Steve Orcherton NDP | Sheila Orr LIB | Allan Whittal UPBC | Total Valid Votes | Rejected Ballots | No. of Registered Voters |
|---------------------------------------|-----------------------|--------------------------|--------------------------|-------------------------|---------------------------|----------------------|--------------------------|-------------------------|---------------------|--------------------------------|
| S. 98 Mobiles | 6 | 0 | 1 | 9 | 20 | 36 | 0 | 72 | 2 | |
| S. 99 Absentee - in ED | 41 | 1 | 1 | 201 | 143 | 151 | 8 | 546 | 10 | |
| S. 100 Absentee - out of ED. | 16 | 0 | 1 | 74 | 55 | 90 | 7 | 243 | 19 | |
| S. 101 Absentee - Advance | 4 | 0 | 0 | 17 | 18 | 34 | 2 | 75 | 6 | |
| S. 104 Voting in DEO office | 6 | 0 | 0 | 46 | 66 | 117 | 1 | 236 | 10 | |
| S. 106 Voting by mail | 1 | 0 | 0 | 7 | 32 | 34 | 1 | 75 | 8 | |
| Grand Totals | 663 | 49 | 72 | 4,142 | 7,796 | 7,878 | 293 | 20,893 | 140 | 30,602 |
| % of Valid Votes. | 3.17% | 0.24% | 0.35% | 19.82% | 37.31% | 37.71% | 1.40% | | | |

Summary:

| | | | |
|-----------------------------------|---------------|--------|------------------------|
| Valid Votes - Gen eral & Ad vance | 19,646 | 94.03% | Total Valid Votes |
| S. 98 Mobiles | 72 | 0.34% | Total Valid Votes |
| S. 99 Ab sen tee - in ED | 546 | 2.62% | Total Valid Votes |
| S. 100 Ab sen tee - out of ED | 243 | 1.16% | Total Valid Votes |
| S. 101 Ab sen tee - Ad vance | 75 | 0.36% | Total Valid Votes |
| S. 104 Voting in DEO of fice | 236 | 1.13% | Total Valid Votes |
| S. 106 Voting by mail | 75 | 0.36% | Total Valid Votes |
| Total Valid Votes | 20,893 | | |
| Rejected Ballots | 140 | 0.67% | Ballots Cast |
| Reg is tered Voters Who Voted | 21,033 | 68.73% | of Reg is tered Voters |

Candidate Elected: Sheila Orr (LIB)

*1 Voting Areas 69S and 97S com bined

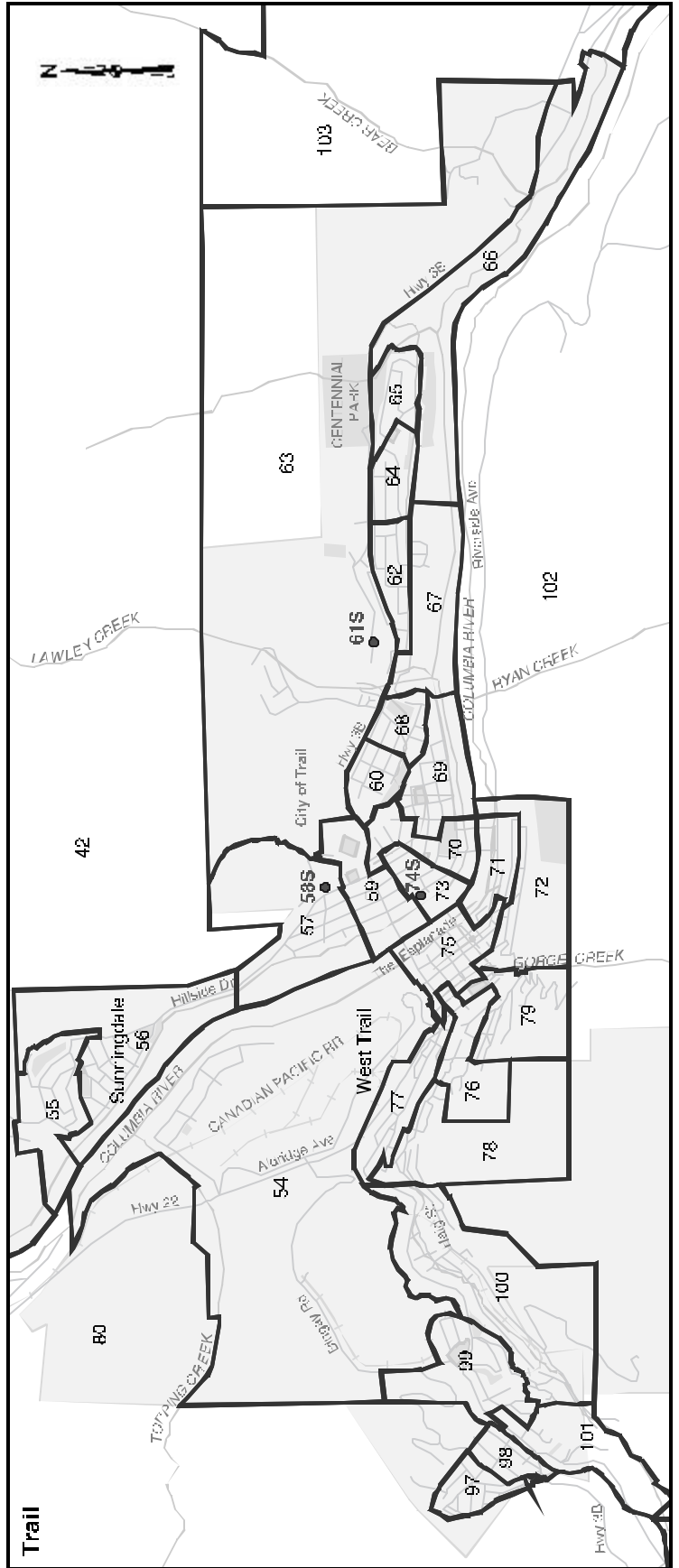
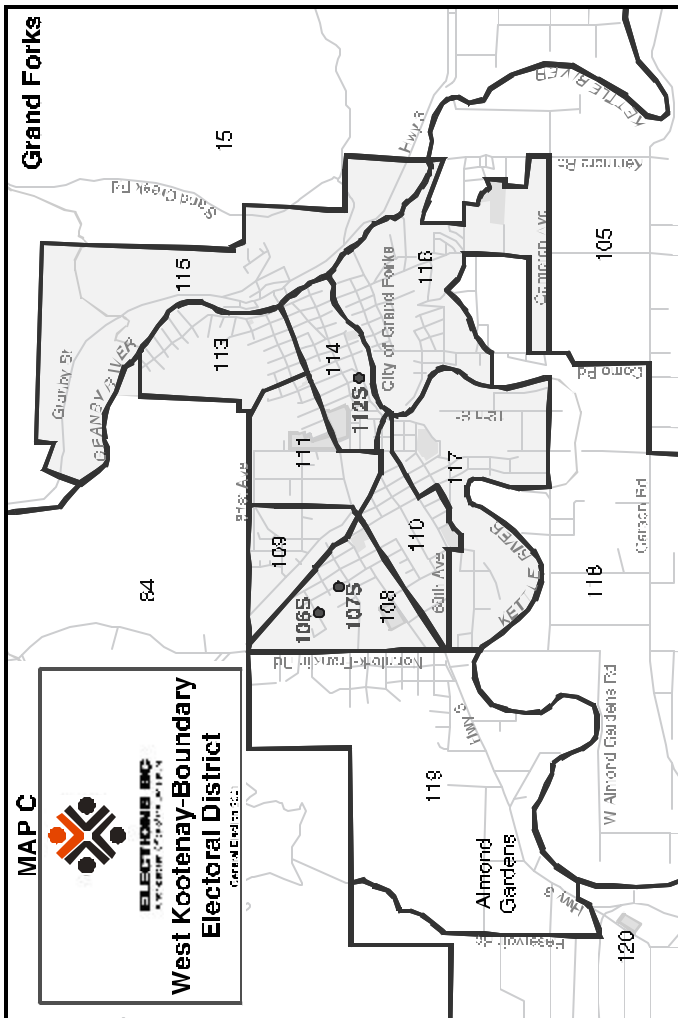
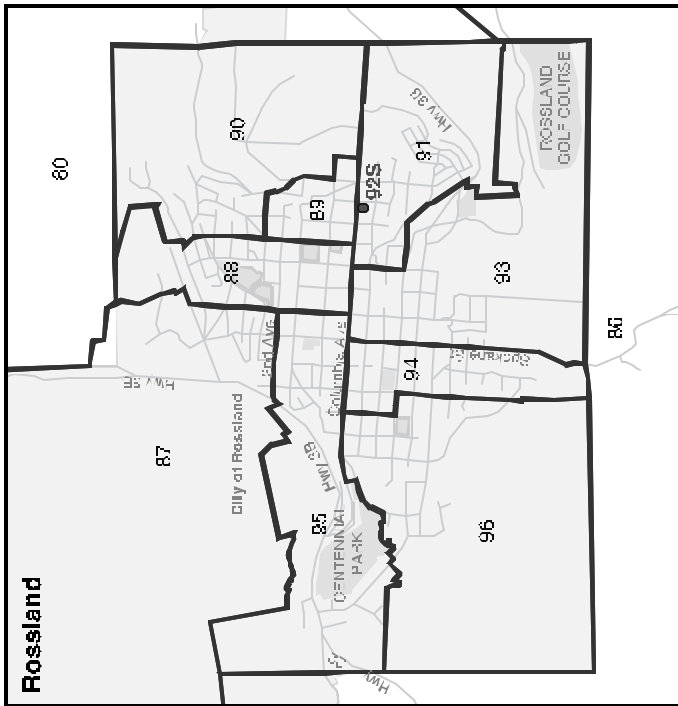


MAP B

ELECTIONS BC
A non-partisan Office of the Legislature

West Kootenay-Boundary Electoral District

General Election 2001



| | Ed Conroy NDP | Mark McLaren UPBC | Patricia Pépé GP | Sandy Santori LIB | Brian Taylor BCM | Total Valid Votes | Rejected Ballots | No. of Registered Voters |
|--------------------------------|---------------------|-------------------------|------------------------|-------------------------|------------------------|-------------------------|---------------------|--------------------------------|
| Advance Voting | | | | | | | | |
| Castlegar | 169 | 16 | 31 | 201 | 4 | 421 | 1 | |
| Grand Forks | 127 | 22 | 47 | 194 | 9 | 399 | 1 | |
| Trail | 118 | 20 | 54 | 389 | 10 | 591 | 2 | |
| General Voting | | | | | | | | |
| Voting Area | | | | | | | | |
| 1 Idabel Lake *1 | - | - | - | - | - | - | - | 9 |
| 2 Joe Riche | 1 | 3 | 6 | 14 | 2 | 26 | 0 | 61 |
| 3 Edgewood | 133 | 6 | 35 | 74 | 15 | 263 | 0 | 358 |
| 4 Robson/Deer Park | 71 | 14 | 8 | 46 | 7 | 146 | 0 | 197 |
| 5 Crescent Valley *1 | - | - | - | - | - | - | - | 8 |
| 6 Tarrys | 76 | 11 | 24 | 49 | 12 | 172 | 0 | 242 |
| 7 Crescent Valley | 8 | 0 | 3 | 17 | 1 | 29 | 0 | 46 |
| 8 South Slokan | 132 | 11 | 42 | 68 | 5 | 258 | 1 | 379 |
| 9 Shoreacres | 99 | 3 | 16 | 54 | 5 | 177 | 1 | 269 |
| 10 Thrums | 80 | 8 | 14 | 47 | 5 | 154 | 0 | 229 |
| 11 Raspberry | 86 | 7 | 15 | 98 | 10 | 216 | 0 | 325 |
| 12 Robson | 68 | 16 | 21 | 74 | 13 | 192 | 2 | 295 |
| 13 Robson | 38 | 8 | 15 | 51 | 7 | 119 | 0 | 177 |
| 14 Blueberry | 41 | 12 | 18 | 71 | 4 | 146 | 0 | 201 |
| 15 Edgewood | 31 | 9 | 35 | 89 | 18 | 182 | 0 | 294 |
| 16 Westbridge | 23 | 6 | 14 | 92 | 5 | 140 | 1 | 200 |
| 17 Beaverdell | 13 | 27 | 15 | 97 | 23 | 175 | 2 | 269 |
| 18 Greenwood | 17 | 1 | 6 | 23 | 5 | 52 | 0 | 74 |
| 19 Christina Lake | 56 | 14 | 19 | 116 | 15 | 220 | 0 | 310 |
| 20 Genelle | 28 | 4 | 4 | 78 | 4 | 118 | 0 | 160 |
| 21 Genelle | 73 | 10 | 19 | 138 | 12 | 252 | 0 | 369 |
| 22 Castlegar | 82 | 14 | 13 | 66 | 10 | 185 | 2 | 281 |
| 23 Castlegar | 100 | 11 | 4 | 44 | 3 | 162 | 1 | 257 |
| 24 Castlegar | 109 | 9 | 17 | 62 | 3 | 200 | 2 | 291 |
| 25 Castlegar | 98 | 11 | 16 | 42 | 3 | 170 | 0 | 234 |
| 26S Castlegar *2 | 13 | 3 | 2 | 5 | 2 | 25 | 1 | 35 |
| 27 Castlegar | 118 | 9 | 16 | 61 | 4 | 208 | 0 | 326 |
| 28 Castlegar | 107 | 9 | 16 | 66 | 4 | 202 | 1 | 330 |
| 29 Castlegar | 77 | 12 | 15 | 56 | 4 | 164 | 0 | 270 |
| 30 Castlegar | 63 | 5 | 23 | 57 | 2 | 150 | 1 | 240 |
| 31 Castlegar | 62 | 7 | 11 | 42 | 0 | 122 | 0 | 181 |
| 32S Castlevue *2 | - | - | - | - | - | - | - | 31 |
| 33 Castlegar | 98 | 9 | 15 | 150 | 8 | 280 | 0 | 386 |
| 34 Castlegar | 80 | 6 | 12 | 113 | 3 | 214 | 0 | 330 |
| 35 Castlegar | 93 | 5 | 12 | 95 | 6 | 211 | 0 | 320 |
| 36 Castlegar | 95 | 13 | 9 | 102 | 6 | 225 | 1 | 316 |
| 37 Castlegar | 88 | 6 | 14 | 80 | 2 | 190 | 0 | 277 |
| 38 Castlegar | 87 | 13 | 11 | 192 | 4 | 307 | 1 | 459 |
| 39 Blueberry Creek | 110 | 14 | 27 | 99 | 5 | 255 | 0 | 338 |
| 40 Ootischenia | 105 | 7 | 16 | 117 | 6 | 251 | 0 | 369 |
| 41 Salmo *1 | 1 | 0 | 1 | 4 | 0 | 6 | 0 | 17 |
| 42 Fruitvale | 47 | 14 | 15 | 67 | 5 | 148 | 0 | 239 |
| 43 Fruitvale | 64 | 11 | 16 | 86 | 18 | 195 | 0 | 291 |
| 44 Fruitvale | 72 | 15 | 17 | 76 | 9 | 189 | 0 | 274 |
| 45 Fruitvale | 75 | 12 | 14 | 134 | 4 | 239 | 0 | 337 |
| 46 Fruitvale | 83 | 15 | 20 | 99 | 10 | 227 | 0 | 322 |
| 47 Fruitvale | 90 | 13 | 26 | 116 | 6 | 251 | 1 | 341 |
| 48 Fruitvale | 58 | 16 | 22 | 102 | 2 | 200 | 1 | 283 |
| 49 Fruitvale | 52 | 12 | 14 | 58 | 4 | 140 | 1 | 193 |
| 50 Beaver Falls | 55 | 5 | 6 | 52 | 4 | 122 | 0 | 195 |
| 51 Montrose | 69 | 4 | 10 | 115 | 7 | 205 | 1 | 260 |
| 52 Montrose | 61 | 6 | 12 | 87 | 4 | 170 | 0 | 229 |
| 53 Montrose | 71 | 7 | 8 | 96 | 5 | 187 | 0 | 239 |
| 54 Trail | 13 | 3 | 5 | 79 | 0 | 100 | 0 | 149 |
| 55 Trail | 66 | 4 | 6 | 114 | 1 | 191 | 0 | 253 |
| 56 Trail | 43 | 8 | 11 | 161 | 5 | 228 | 0 | 308 |
| 57 Trail | 37 | 11 | 14 | 74 | 1 | 137 | 1 | 209 |
| 58S Trail *3 | - | - | - | - | - | - | - | 38 |
| 59 Trail | 43 | 4 | 12 | 73 | 4 | 136 | 0 | 217 |
| 60 Trail | 40 | 4 | 8 | 63 | 4 | 119 | 0 | 199 |

**West Kootenay-Boundary Electoral District
Voting Results**

State ment of Votes
Elections British Columbia

| Voting Area (continued) | Ed Conroy NDP | Mark McLaren UPBC | Patricia Pépe GP | Sandy Santori LIB | Brian Taylor BCM | Total Valid Votes | Rejected Ballots | No. of Registered Voters |
|--------------------------------|---------------------|-------------------------|------------------------|-------------------------|------------------------|-------------------------|---------------------|--------------------------------|
| 61S Trail. | 15 | 3 | 3 | 24 | 0 | 45 | 0 | 75 |
| 62 Trail. | 49 | 10 | 11 | 114 | 6 | 190 | 3 | 273 |
| 63 Trail. | 72 | 17 | 11 | 208 | 4 | 312 | 2 | 441 |
| 64 Trail. | 35 | 8 | 10 | 154 | 4 | 211 | 0 | 266 |
| 65 Trail. | 46 | 6 | 4 | 142 | 2 | 200 | 2 | 281 |
| 66 Trail. | 29 | 3 | 3 | 77 | 1 | 113 | 0 | 171 |
| 67 Trail. | 40 | 4 | 4 | 85 | 5 | 138 | 0 | 219 |
| 68 Trail. | 38 | 2 | 7 | 55 | 7 | 109 | 0 | 149 |
| 69 Trail. | 45 | 12 | 16 | 93 | 3 | 169 | 1 | 244 |
| 70 Trail. | 46 | 6 | 17 | 60 | 3 | 132 | 0 | 204 |
| 71 Trail. | 43 | 3 | 12 | 56 | 8 | 122 | 1 | 203 |
| 72 Trail. | 22 | 9 | 13 | 51 | 4 | 99 | 0 | 169 |
| 73 Trail. | 31 | 5 | 7 | 49 | 1 | 93 | 1 | 143 |
| 74S Trail. | 12 | 2 | 2 | 22 | 1 | 39 | 2 | 89 |
| 75 Trail. | 14 | 6 | 2 | 32 | 3 | 57 | 2 | 122 |
| 76 Trail. | 51 | 9 | 12 | 79 | 4 | 155 | 3 | 251 |
| 77 Trail. | 31 | 6 | 9 | 57 | 6 | 109 | 0 | 203 |
| 78 Trail. | 36 | 3 | 7 | 46 | 2 | 94 | 1 | 167 |
| 79 Trail. | 49 | 9 | 6 | 50 | 3 | 117 | 0 | 191 |
| 80 Oasis | 84 | 7 | 14 | 103 | 12 | 220 | 0 | 297 |
| 81 Rock Creek | 35 | 17 | 31 | 94 | 14 | 191 | 0 | 276 |
| 82 Greenwood | 55 | 32 | 17 | 114 | 17 | 235 | 0 | 325 |
| 83 Greenwood | 24 | 20 | 8 | 49 | 9 | 110 | 0 | 161 |
| 84 Grand Forks | 59 | 15 | 42 | 121 | 13 | 250 | 0 | 386 |
| 85 Christina Lake | 66 | 16 | 20 | 143 | 13 | 258 | 0 | 365 |
| 86 Rossland | 15 | 3 | 14 | 41 | 2 | 75 | 0 | 104 |
| 87 Rossland | 28 | 8 | 32 | 70 | 11 | 149 | 0 | 224 |
| 88 Rossland | 50 | 13 | 38 | 84 | 13 | 198 | 3 | 281 |
| 89 Rossland | 33 | 5 | 18 | 80 | 5 | 141 | 1 | 190 |
| 90 Rossland | 42 | 5 | 20 | 89 | 3 | 159 | 0 | 199 |
| 91 Rossland | 35 | 8 | 26 | 117 | 6 | 192 | 1 | 269 |
| 92S Rossland *3 | 11 | 1 | 4 | 11 | 0 | 27 | 1 | 30 |
| 93 Rossland | 58 | 7 | 50 | 82 | 11 | 208 | 0 | 281 |
| 94 Rossland | 72 | 4 | 46 | 100 | 4 | 226 | 2 | 324 |
| 95 Rossland | 58 | 7 | 35 | 96 | 12 | 208 | 1 | 309 |
| 96 Rossland | 55 | 5 | 42 | 99 | 9 | 210 | 0 | 279 |
| 97 Warfield | 48 | 14 | 14 | 131 | 4 | 211 | 0 | 288 |
| 98 Warfield | 46 | 13 | 14 | 62 | 3 | 138 | 0 | 185 |
| 99 Warfield | 42 | 7 | 15 | 116 | 6 | 186 | 1 | 243 |
| 100 Warfield | 70 | 9 | 17 | 98 | 5 | 199 | 1 | 304 |
| 101 Warfield | 31 | 5 | 9 | 98 | 3 | 146 | 0 | 189 |
| 102 Trail. | 14 | 1 | 5 | 14 | 2 | 36 | 0 | 72 |
| 103 Columbia Gardens | 43 | 10 | 14 | 91 | 2 | 160 | 0 | 224 |
| 104 Christina Lake | 48 | 9 | 15 | 159 | 8 | 239 | 0 | 365 |
| 105 Grand Forks | 62 | 12 | 26 | 93 | 16 | 209 | 0 | 356 |
| 106S Grand Forks *4 | - | - | - | - | - | - | - | 19 |
| 107S Grand Forks *4 | - | - | - | - | - | - | - | 8 |
| 108 Grand Forks | 62 | 14 | 9 | 102 | 5 | 192 | 0 | 290 |
| 109 Grand Forks | 37 | 9 | 12 | 84 | 10 | 152 | 0 | 241 |
| 110 Grand Forks | 84 | 10 | 18 | 116 | 7 | 235 | 3 | 348 |
| 111 Grand Forks | 56 | 12 | 18 | 108 | 16 | 210 | 1 | 353 |
| 112S Grand Forks *4 | 18 | 2 | 4 | 11 | 1 | 36 | 0 | 20 |
| 113 Grand Forks | 51 | 9 | 23 | 73 | 13 | 169 | 0 | 274 |
| 114 Grand Forks | 53 | 20 | 24 | 106 | 20 | 223 | 3 | 356 |
| 115 Grand Forks | 30 | 4 | 9 | 61 | 5 | 109 | 0 | 164 |
| 116 Grand Forks | 24 | 5 | 8 | 52 | 9 | 98 | 2 | 183 |
| 117 Grand Forks | 73 | 9 | 14 | 84 | 14 | 194 | 0 | 307 |
| 118 Grand Forks | 65 | 8 | 19 | 120 | 19 | 231 | 0 | 347 |
| 119 Grand Forks | 71 | 4 | 11 | 117 | 14 | 217 | 0 | 345 |
| 120 Grand Forks | 43 | 9 | 15 | 84 | 14 | 165 | 0 | 275 |
| 121 Greenwood | 17 | 9 | 7 | 44 | 1 | 78 | 0 | 140 |
| 122 Rock Creek | 16 | 12 | 12 | 77 | 10 | 127 | 1 | 182 |
| 123 Bridesville | 18 | 11 | 19 | 64 | 3 | 115 | 0 | 190 |
| 124 Midway | 25 | 13 | 12 | 93 | 6 | 149 | 0 | 193 |
| 125 Midway | 46 | 32 | 5 | 110 | 13 | 206 | 0 | 272 |
| SubTotals | 6,790 | 1,123 | 1,928 | 10,500 | 809 | 21,150 | 65 | 29,230 |

| Voting Area (continued) | Ed Conroy NDP | Mark McLaren UPBC | Patricia Pépé GP | Sandy Santori LIB | Brian Taylor BCM | Total Valid Votes | Rejected Ballots | No. of Registered Voters |
|---|---------------------|-------------------------|------------------------|-------------------------|------------------------|-------------------------|---------------------|--------------------------------|
| S. 98 Mobiles | 9 | 2 | 5 | 23 | 3 | 42 | 1 | |
| S. 99 Ab sen tee - in ED | 67 | 9 | 29 | 117 | 19 | 241 | 0 | |
| S. 100 Ab sen tee - out of ED | 16 | 1 | 22 | 35 | 8 | 82 | 2 | |
| S. 101 Ab sen tee - Ad vance | 3 | 2 | 6 | 9 | 0 | 20 | 0 | |
| S. 104 Voting in DEO of fice | 21 | 1 | 13 | 78 | 1 | 114 | 1 | |
| S. 106 Voting by mail | 9 | 1 | 1 | 22 | 0 | 33 | 2 | |
| Grand Totals | 6,915 | 1,139 | 2,004 | 10,784 | 840 | 21,682 | 71 | 29,230 |
| % of Valid Votes | 31.89% | 5.25% | 9.24% | 49.74% | 3.88% | | | |

Summary:

| | | | |
|-----------------------------------|--------|--------|--------------------|
| Valid Votes - Gen eral & Ad vance | 21,150 | 97.55% | To tal Valid Votes |
| S. 98 Mobiles | 42 | 0.19% | To tal Valid Votes |
| S. 99 Ab sen tee - in ED | 241 | 1.11% | To tal Valid Votes |
| S. 100 Ab sen tee - out of ED | 82 | 0.38% | To tal Valid Votes |
| S. 101 Ab sen tee - Ad vance | 20 | 0.09% | To tal Valid Votes |
| S. 104 Voting in DEO of fice | 114 | 0.53% | To tal Valid Votes |
| S. 106 Voting by mail | 33 | 0.15% | To tal Valid Votes |

To tal Valid Votes 21,682

Rejected Ballots 71 0.33% Bal lots Cast
Reg is tered Voters Who Voted 21,753 74.42% of Reg is tered Voters

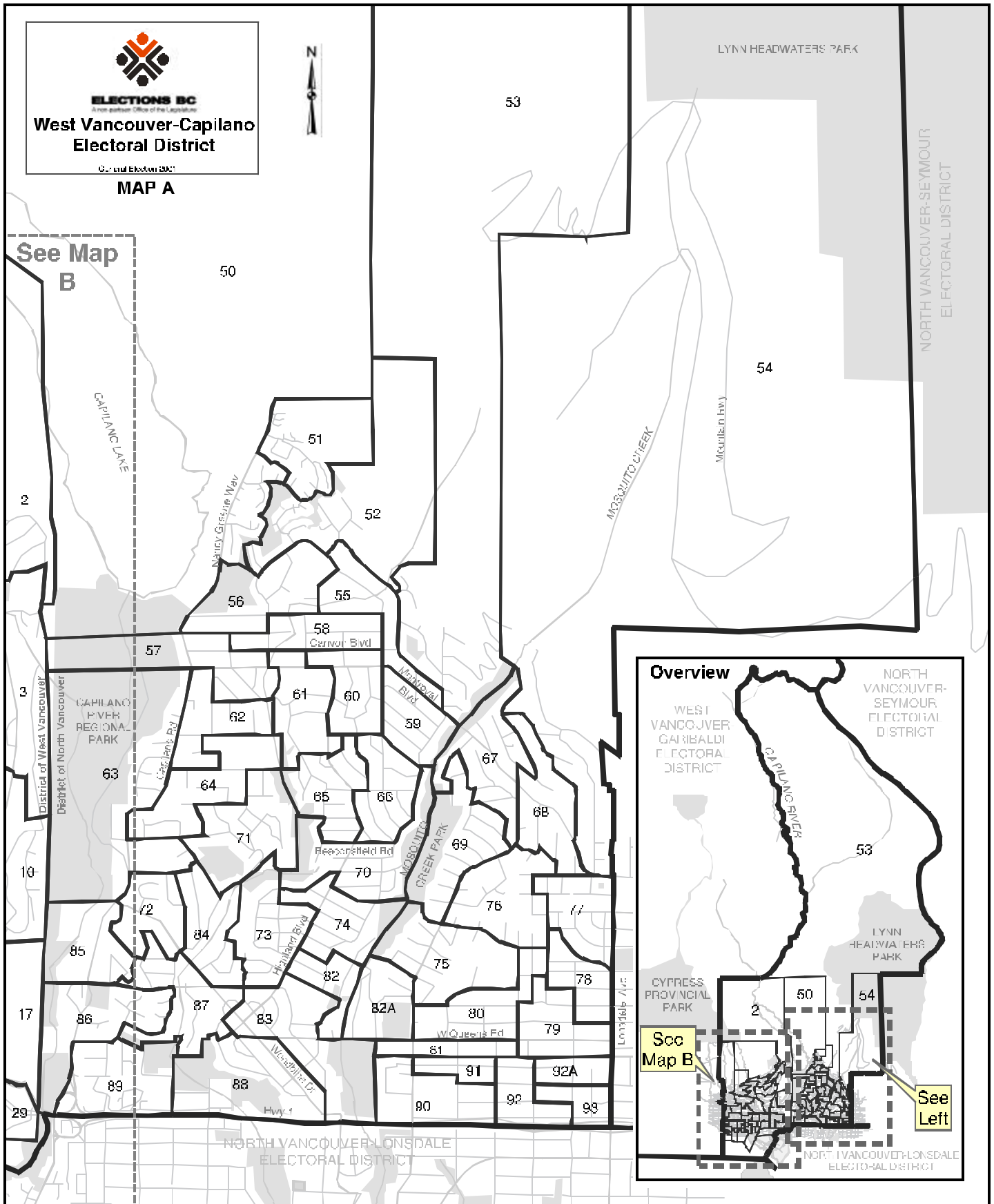
Candidate Elected: Sandy Santori (LIB)

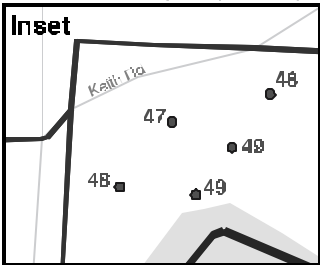
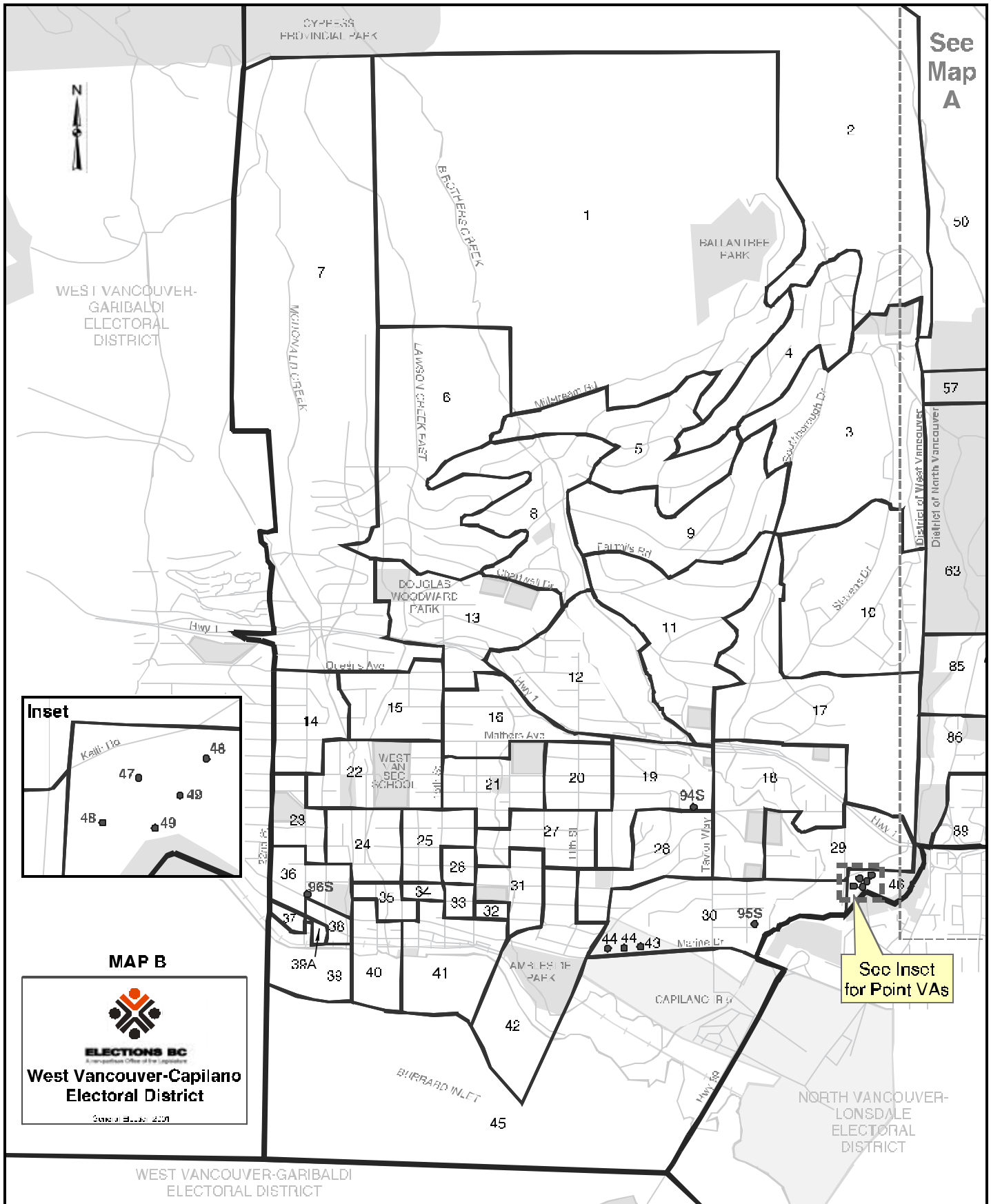
*1 Voting Areas 1, 5 and 41 com bined

*2 Voting Areas 26S and 32S com bined

*3 Voting Areas 58S and 92S com bined

*4 Voting Areas 106S, 107S and 112S com bined





See Inset
for Point VAs

MAP B



ELECTIONS BC
A Corporation of the Province of British Columbia

**West Vancouver-Capilano
Electoral District**

© 2001 Elections BC

| | Jeremy Dalton IND | Nora Gambioli GP | Matt Lovick NDP | Ralph Sultan LIB | Keir Vichert BCM | Total Valid Votes | Rejected Ballots | No. of Registered Voters |
|--------------------------------------|----------------------|---------------------|--------------------|---------------------|---------------------|----------------------|---------------------|--------------------------------|
| Advance Voting | | | | | | | | |
| Delbrook Recreation Centre | 51 | 70 | 32 | 494 | 4 | 651 | 1 | |
| Royal Canadian Legion | 67 | 79 | 22 | 596 | 5 | 769 | 1 | |
| General Voting | | | | | | | | |
| Voting Area | | | | | | | | |
| 1 | 13 | 21 | 3 | 177 | 3 | 217 | 0 | 342 |
| 2 | 10 | 20 | 8 | 156 | 1 | 195 | 0 | 305 |
| 3 | 23 | 15 | 7 | 176 | 4 | 225 | 1 | 327 |
| 4 | 17 | 30 | 9 | 153 | 1 | 210 | 0 | 334 |
| 5 | 10 | 19 | 3 | 143 | 0 | 175 | 0 | 302 |
| 6 | 6 | 7 | 2 | 174 | 3 | 192 | 0 | 340 |
| 7 | 16 | 12 | 8 | 174 | 1 | 211 | 1 | 368 |
| 8 | 2 | 4 | 0 | 181 | 2 | 189 | 5 | 322 |
| 9 | 5 | 8 | 1 | 126 | 0 | 140 | 0 | 271 |
| 10 | 11 | 25 | 7 | 145 | 2 | 190 | 0 | 307 |
| 11 | 16 | 11 | 5 | 169 | 4 | 205 | 0 | 333 |
| 12 | 6 | 21 | 9 | 173 | 0 | 209 | 0 | 317 |
| 13 | 6 | 16 | 7 | 158 | 5 | 192 | 0 | 288 |
| 14 | 11 | 40 | 4 | 164 | 6 | 225 | 0 | 349 |
| 15 | 5 | 20 | 1 | 136 | 1 | 163 | 0 | 254 |
| 16 | 7 | 36 | 12 | 147 | 3 | 205 | 0 | 341 |
| 17 | 9 | 16 | 4 | 205 | 2 | 236 | 0 | 323 |
| 18 | 9 | 23 | 7 | 187 | 1 | 227 | 0 | 335 |
| 19 | 11 | 31 | 2 | 166 | 2 | 212 | 0 | 350 |
| 20 | 8 | 33 | 6 | 139 | 3 | 189 | 1 | 294 |
| 21 | 14 | 29 | 13 | 154 | 6 | 216 | 0 | 317 |
| 22 | 12 | 34 | 18 | 160 | 2 | 226 | 0 | 344 |
| 23 | 21 | 43 | 12 | 108 | 1 | 185 | 0 | 273 |
| 24 | 13 | 33 | 11 | 156 | 3 | 216 | 0 | 350 |
| 25 | 12 | 25 | 9 | 111 | 2 | 159 | 0 | 284 |
| 26 | 16 | 26 | 20 | 66 | 4 | 132 | 1 | 284 |
| 27 | 11 | 35 | 8 | 152 | 1 | 207 | 1 | 318 |
| 28 | 11 | 21 | 9 | 150 | 0 | 191 | 0 | 323 |
| 29 | 13 | 42 | 4 | 197 | 1 | 257 | 0 | 374 |
| 30 | 13 | 25 | 7 | 125 | 4 | 174 | 0 | 292 |
| 31 | 13 | 28 | 19 | 144 | 3 | 207 | 0 | 315 |
| 32 | 11 | 28 | 14 | 125 | 1 | 179 | 2 | 297 |
| 33 | 11 | 33 | 8 | 113 | 1 | 166 | 1 | 300 |
| 34 | 7 | 28 | 15 | 103 | 3 | 156 | 0 | 281 |
| 35 | 6 | 44 | 9 | 140 | 7 | 206 | 1 | 349 |
| 36 | 12 | 39 | 12 | 103 | 1 | 167 | 0 | 284 |
| 37 | 6 | 22 | 15 | 150 | 3 | 196 | 0 | 340 |
| 38 | 12 | 16 | 13 | 150 | 0 | 191 | 1 | 340 |
| 39 | 7 | 12 | 3 | 99 | 0 | 121 | 1 | 196 |
| 39A | 8 | 9 | 5 | 57 | 0 | 79 | 0 | 159 |
| 40 | 16 | 19 | 4 | 137 | 0 | 176 | 0 | 300 |
| 41 | 6 | 35 | 9 | 127 | 0 | 177 | 0 | 316 |
| 42 | 14 | 45 | 12 | 134 | 7 | 212 | 0 | 325 |
| 43 | 8 | 13 | 7 | 64 | 0 | 92 | 1 | 153 |
| 44 | 9 | 16 | 9 | 103 | 1 | 138 | 0 | 278 |
| 45 | 14 | 21 | 6 | 117 | 0 | 158 | 0 | 308 |
| 46 | 3 | 21 | 23 | 107 | 0 | 154 | 0 | 208 |
| 47 | 8 | 23 | 15 | 75 | 1 | 122 | 0 | 202 |
| 48 | 14 | 24 | 19 | 135 | 2 | 194 | 0 | 314 |
| 49 | 11 | 26 | 28 | 134 | 5 | 204 | 1 | 326 |
| 50 | 13 | 21 | 6 | 170 | 1 | 211 | 0 | 329 |
| 51 | 5 | 27 | 3 | 154 | 1 | 190 | 0 | 278 |
| 52 | 6 | 22 | 10 | 172 | 1 | 211 | 1 | 311 |
| 53 | 9 | 28 | 20 | 171 | 7 | 235 | 0 | 339 |
| 54 | 20 | 28 | 10 | 169 | 5 | 232 | 0 | 364 |
| 55 | 22 | 21 | 12 | 139 | 1 | 195 | 1 | 292 |
| 56 | 22 | 27 | 16 | 164 | 2 | 231 | 1 | 309 |
| 57 | 14 | 24 | 13 | 153 | 3 | 207 | 0 | 309 |
| 58 | 16 | 29 | 14 | 129 | 0 | 188 | 1 | 282 |
| 59 | 20 | 27 | 9 | 147 | 2 | 205 | 0 | 273 |
| 60 | 17 | 24 | 18 | 171 | 3 | 233 | 1 | 322 |

| Voting Area (con tin ued) | Jeremy Dalton IND | Nora Gambioli GP | Matt Lovick NDP | Ralph Sultan LIB | Keir Vichert BCM | Total Valid Votes | Rejected Ballots | No. of Registered Voters |
|-------------------------------|----------------------|---------------------|--------------------|---------------------|---------------------|----------------------|---------------------|--------------------------------|
| 61 | 11 | 25 | 14 | 164 | 3 | 217 | 0 | 295 |
| 62 | 11 | 23 | 18 | 180 | 1 | 233 | 0 | 341 |
| 63 | 18 | 32 | 4 | 183 | 2 | 239 | 2 | 342 |
| 64 | 11 | 30 | 10 | 159 | 7 | 217 | 1 | 338 |
| 65 | 11 | 30 | 8 | 166 | 1 | 216 | 1 | 317 |
| 66 | 8 | 29 | 9 | 177 | 2 | 225 | 0 | 318 |
| 67 | 5 | 28 | 14 | 176 | 6 | 229 | 0 | 374 |
| 68 | 7 | 27 | 7 | 192 | 2 | 235 | 1 | 350 |
| 69 | 13 | 21 | 11 | 143 | 4 | 192 | 0 | 314 |
| 70 | 21 | 33 | 17 | 162 | 2 | 235 | 0 | 344 |
| 71 | 20 | 49 | 11 | 173 | 3 | 256 | 0 | 345 |
| 72 | 27 | 28 | 15 | 136 | 5 | 211 | 0 | 311 |
| 73 | 16 | 43 | 15 | 160 | 4 | 238 | 1 | 348 |
| 74 | 25 | 39 | 16 | 189 | 2 | 271 | 0 | 302 |
| 75 | 17 | 32 | 8 | 161 | 2 | 220 | 0 | 317 |
| 76 | 18 | 27 | 14 | 161 | 3 | 223 | 0 | 305 |
| 77 | 12 | 37 | 22 | 116 | 2 | 189 | 0 | 293 |
| 78 | 12 | 58 | 32 | 112 | 2 | 216 | 1 | 335 |
| 79 | 14 | 44 | 29 | 145 | 4 | 236 | 1 | 343 |
| 80 | 9 | 34 | 27 | 139 | 2 | 211 | 0 | 353 |
| 81 | 9 | 29 | 14 | 73 | 3 | 128 | 0 | 242 |
| 82 | 7 | 18 | 6 | 70 | 3 | 104 | 0 | 155 |
| 82A | 9 | 13 | 9 | 83 | 1 | 115 | 1 | 184 |
| 83 | 23 | 44 | 20 | 139 | 2 | 228 | 3 | 312 |
| 84 | 27 | 30 | 17 | 161 | 4 | 239 | 0 | 318 |
| 85 | 9 | 28 | 16 | 153 | 1 | 207 | 0 | 311 |
| 86 | 12 | 27 | 21 | 116 | 4 | 180 | 0 | 311 |
| 87 | 13 | 25 | 14 | 131 | 3 | 186 | 1 | 282 |
| 88 | 17 | 26 | 15 | 151 | 2 | 211 | 0 | 303 |
| 89 | 11 | 36 | 12 | 99 | 5 | 163 | 0 | 301 |
| 90 | 14 | 18 | 21 | 86 | 2 | 141 | 0 | 270 |
| 91 | 14 | 40 | 19 | 92 | 3 | 168 | 3 | 294 |
| 92 | 3 | 30 | 18 | 93 | 2 | 146 | 0 | 246 |
| 92A | 14 | 22 | 31 | 129 | 3 | 199 | 0 | 287 |
| 93 | 5 | 23 | 11 | 76 | 3 | 118 | 0 | 206 |
| 94S | 9 | 7 | 6 | 41 | 1 | 64 | 1 | 141 |
| 95S | 6 | 7 | 20 | 22 | 2 | 57 | 0 | 163 |
| 96S | 7 | 6 | 1 | 59 | 0 | 73 | 1 | 106 |
| SubTotals | 1,310 | 2,748 | 1,218 | 14,742 | 241 | 20,259 | 43 | 29,577 |
| S. 98 Mobiles | 3 | 1 | 6 | 26 | 1 | 37 | 1 | |
| S. 99 Ab sen tee - in ED | 25 | 111 | 31 | 354 | 20 | 541 | 8 | |
| S. 100 Ab sen tee - out of ED | 4 | 35 | 10 | 88 | 6 | 143 | 28 | |
| S. 101 Ab sen tee - Ad vance | 1 | 7 | 2 | 51 | 3 | 64 | 4 | |
| S. 104 Voting in DEO of fice | 11 | 23 | 15 | 268 | 2 | 319 | 7 | |
| S. 106 Voting by mail | 1 | 7 | 2 | 27 | 1 | 38 | 1 | |
| Grand To tals | 1,355 | 2,932 | 1,284 | 15,556 | 274 | 21,401 | 92 | 29,577 |
| % of Valid Votes | 6.33% | 13.70% | 6.00% | 72.69% | 1.28% | | | |

(con tin ued on next page)

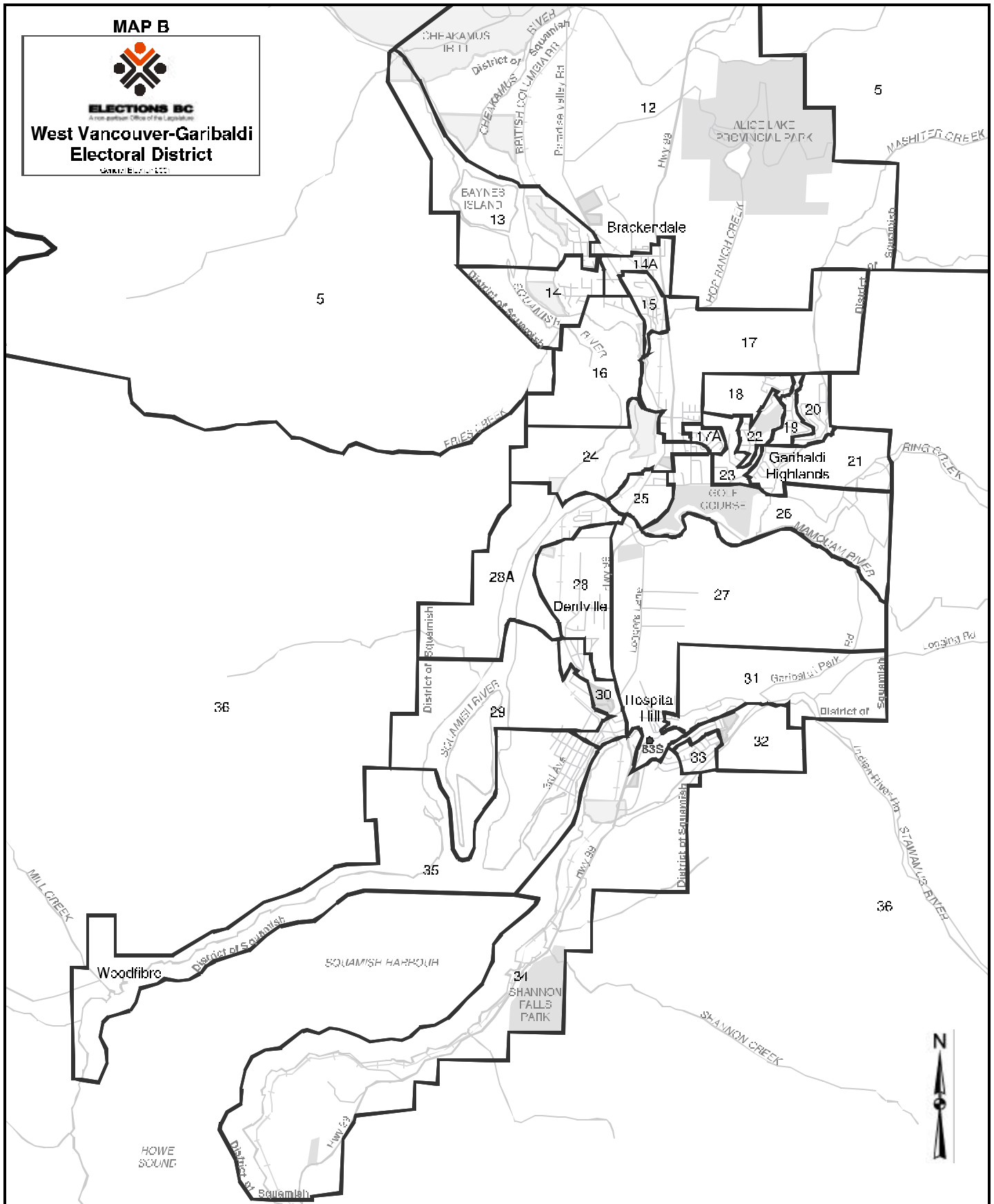
Summary:

| | | | |
|---------------------------------|--------|--------|-------------------|
| Valid Votes - General & Advance | 20,259 | 94.66% | Total Valid Votes |
| S. 98 Mobiles | 37 | 0.17% | Total Valid Votes |
| S. 99 Absentee - in ED | 541 | 2.53% | Total Valid Votes |
| S. 100 Absentee - out of ED | 143 | 0.67% | Total Valid Votes |
| S. 101 Absentee - Advance | 64 | 0.30% | Total Valid Votes |
| S. 104 Voting in DEO of office | 319 | 1.49% | Total Valid Votes |
| S. 106 Voting by mail | 38 | 0.18% | Total Valid Votes |

Total Valid Votes 21,401

| | | | |
|-----------------------------|--------|--------|-------------------|
| Rejected Ballots | 92 | 0.43% | Ballots Cast |
| Registered Voters Who Voted | 21,493 | 72.67% | Registered Voters |

Candidate Elected: Ralph Sultan (LIB)



| | Robert Adam BCM | Barrie MacLeod NDP | Ted Nebbeling LIB | Pe ter Michael Tatroff GP | Total Valid Votes | Rejected Ballots | No. of Registered Voters |
|--------------------------------|-----------------------|--------------------------|-------------------------|---------------------------------|-------------------------|---------------------|--------------------------------|
| Ad vance Voting | | | | | | | |
| Squamish | 15 | 114 | 304 | 73 | 506 | 0 | |
| West Van cou ver | 5 | 34 | 629 | 82 | 750 | 7 | |
| Whistler | 10 | 8 | 198 | 52 | 268 | 0 | |
| General Voting | | | | | | | |
| Voting Area | | | | | | | |
| 1 Pem berton Rural | 12 | 32 | 153 | 37 | 234 | 1 | 336 |
| 2 D'Arcy | 28 | 33 | 88 | 27 | 176 | 1 | 284 |
| 2A D'Arcy | 0 | 0 | 0 | 0 | 0 | 0 | 4 |
| 2B Mount Currie | 8 | 13 | 50 | 13 | 84 | 0 | 274 |
| 2C Skookumchuck | 4 | 14 | 7 | 4 | 29 | 0 | 56 |
| 2D Skookumchuck | 0 | 0 | 0 | 0 | 0 | 0 | 0 |
| 3 Mount Currie | 14 | 79 | 28 | 22 | 143 | 0 | 269 |
| 4 Pemberton | 16 | 13 | 114 | 52 | 195 | 0 | 352 |
| 4A Pemberton | 11 | 22 | 137 | 54 | 224 | 0 | 366 |
| 5 Squamish Rural | 6 | 9 | 38 | 17 | 70 | 0 | 220 |
| 6 Whistler | 12 | 8 | 91 | 64 | 175 | 0 | 342 |
| 6A Whistler | 11 | 8 | 101 | 59 | 179 | 0 | 328 |
| 7 Whistler | 8 | 5 | 59 | 49 | 121 | 0 | 237 |
| 7A Whistler | 8 | 10 | 122 | 57 | 197 | 0 | 379 |
| 8 Whistler | 11 | 11 | 88 | 59 | 169 | 1 | 275 |
| 8A Whistler | 19 | 5 | 144 | 78 | 246 | 0 | 436 |
| 9 Whistler | 9 | 16 | 115 | 37 | 177 | 0 | 362 |
| 9A Whistler | 7 | 4 | 63 | 42 | 116 | 0 | 306 |
| 10 Whistler | 7 | 2 | 67 | 46 | 122 | 0 | 259 |
| 10A Whistler | 11 | 8 | 99 | 58 | 176 | 0 | 345 |
| 10B Whistler | 15 | 8 | 55 | 62 | 140 | 0 | 304 |
| 11 Whistler | 9 | 10 | 79 | 44 | 142 | 2 | 299 |
| 11A Whistler | 18 | 7 | 170 | 90 | 285 | 1 | 474 |
| 12 Squamish | 13 | 48 | 100 | 33 | 194 | 0 | 365 |
| 13 Squamish | 9 | 65 | 81 | 30 | 185 | 0 | 351 |
| 14 Squamish | 5 | 39 | 71 | 28 | 143 | 2 | 274 |
| 14A Squamish | 9 | 44 | 98 | 23 | 174 | 1 | 308 |
| 15 Squamish | 11 | 45 | 122 | 29 | 207 | 2 | 356 |
| 16 Squamish | 8 | 21 | 96 | 29 | 154 | 2 | 291 |
| 17 Squamish | 6 | 45 | 72 | 14 | 137 | 0 | 243 |
| 17A Squamish | 7 | 43 | 73 | 16 | 139 | 1 | 222 |
| 18 Squamish | 2 | 7 | 87 | 13 | 109 | 0 | 161 |
| 19 Squamish | 11 | 35 | 117 | 48 | 211 | 0 | 368 |
| 20 Squamish | 5 | 30 | 197 | 29 | 261 | 0 | 414 |
| 21 Squamish | 5 | 28 | 154 | 41 | 228 | 0 | 359 |
| 22 Squamish | 6 | 33 | 138 | 26 | 203 | 1 | 328 |
| 23 Squamish | 4 | 42 | 135 | 34 | 215 | 1 | 377 |
| 24 Squamish | 18 | 52 | 81 | 28 | 179 | 1 | 356 |
| 25 Squamish | 11 | 59 | 151 | 21 | 242 | 0 | 422 |
| 26 Squamish | 3 | 50 | 112 | 29 | 194 | 2 | 332 |
| 27 Squamish | 10 | 34 | 114 | 19 | 177 | 1 | 342 |
| 28 Squamish | 16 | 35 | 58 | 24 | 133 | 3 | 261 |
| 28A Squamish | 4 | 26 | 76 | 24 | 130 | 0 | 252 |
| 29 Squamish | 9 | 48 | 91 | 18 | 166 | 1 | 387 |
| 30 Squamish | 10 | 37 | 129 | 24 | 200 | 1 | 408 |
| 31 Squamish | 10 | 54 | 118 | 27 | 209 | 0 | 350 |
| 32 Squamish | 12 | 64 | 77 | 29 | 182 | 0 | 332 |
| 33 Squamish | 14 | 49 | 73 | 12 | 148 | 1 | 299 |
| 34 Squamish | 14 | 46 | 64 | 23 | 147 | 1 | 311 |
| 35 Squamish | 13 | 36 | 53 | 32 | 134 | 1 | 331 |
| 36 Squamish Rural | 6 | 20 | 51 | 22 | 99 | 2 | 184 |
| 36A Lions Bay Ru ral | 0 | 5 | 87 | 14 | 106 | 0 | 183 |
| 37 Lions Bay | 8 | 15 | 157 | 26 | 206 | 1 | 289 |
| 38 Lions Bay | 4 | 6 | 118 | 41 | 169 | 0 | 261 |
| 39 Lions Bay | 7 | 19 | 157 | 48 | 231 | 2 | 334 |
| 40 Bowen Island | 9 | 36 | 112 | 68 | 225 | 0 | 360 |
| 40A Bowen Island | 1 | 14 | 58 | 23 | 96 | 0 | 137 |
| 41 Bowen Island | 9 | 37 | 106 | 86 | 238 | 0 | 360 |
| 42 Bowen Island | 5 | 16 | 74 | 54 | 149 | 1 | 233 |
| 42A Bowen Island | 3 | 23 | 119 | 69 | 214 | 1 | 308 |

West Vancouver-Garibaldi Electoral District
Voting Results

Statement of Votes
Elections British Columbia

| Voting Area (continued) | Robert Adam BCM | Barrie MacLeod NDP | Ted Nebbeling LIB | Peter Michael Tatroff GP | Total Valid Votes | Rejected Ballots | No. of Registered Voters |
|--|-----------------------|--------------------------|-------------------------|--------------------------------|-------------------------|---------------------|--------------------------------|
| 43 Bowen Island | 7 | 19 | 76 | 50 | 152 | 0 | 225 |
| 43A Bowen Island | 9 | 21 | 99 | 54 | 183 | 3 | 293 |
| 44 West Vancouver | 2 | 17 | 180 | 35 | 234 | 0 | 325 |
| 45 West Vancouver | 7 | 18 | 127 | 46 | 198 | 0 | 308 |
| 46 West Vancouver | 5 | 8 | 164 | 35 | 212 | 0 | 320 |
| 47 West Vancouver | 3 | 2 | 133 | 33 | 171 | 0 | 267 |
| 48 West Vancouver | 2 | 6 | 149 | 13 | 170 | 0 | 273 |
| 49 West Vancouver | 0 | 9 | 146 | 10 | 165 | 1 | 257 |
| 50 West Vancouver | 1 | 7 | 143 | 15 | 166 | 0 | 270 |
| 51 West Vancouver | 4 | 1 | 215 | 11 | 231 | 0 | 355 |
| 52 West Vancouver | 4 | 3 | 222 | 9 | 238 | 0 | 343 |
| 52A West Vancouver | 3 | 8 | 253 | 25 | 289 | 0 | 425 |
| 53 West Vancouver | 1 | 2 | 70 | 9 | 82 | 1 | 167 |
| 54 West Vancouver | 2 | 3 | 109 | 7 | 121 | 0 | 197 |
| 54A West Vancouver | 2 | 5 | 101 | 19 | 127 | 0 | 176 |
| 55 West Vancouver | 3 | 10 | 195 | 30 | 238 | 1 | 340 |
| 56 West Vancouver | 4 | 10 | 156 | 32 | 202 | 1 | 306 |
| 57 West Vancouver | 7 | 9 | 156 | 24 | 196 | 0 | 303 |
| 58 West Vancouver | 3 | 6 | 164 | 47 | 220 | 0 | 313 |
| 59 West Vancouver | 2 | 4 | 165 | 19 | 190 | 0 | 316 |
| 60 West Vancouver | 2 | 19 | 166 | 35 | 222 | 0 | 339 |
| 61 West Vancouver | 2 | 3 | 194 | 33 | 232 | 0 | 328 |
| 62 West Vancouver | 2 | 7 | 209 | 29 | 247 | 0 | 344 |
| 63 West Vancouver | 9 | 6 | 163 | 25 | 203 | 1 | 334 |
| 64 West Vancouver | 3 | 15 | 165 | 24 | 207 | 0 | 300 |
| 65 West Vancouver | 5 | 11 | 167 | 22 | 205 | 0 | 327 |
| 66 West Vancouver | 0 | 6 | 129 | 15 | 150 | 0 | 240 |
| 66A West Vancouver | 1 | 3 | 104 | 3 | 111 | 0 | 220 |
| 67 West Vancouver | 0 | 8 | 156 | 18 | 182 | 1 | 305 |
| 68 West Vancouver | 2 | 13 | 134 | 35 | 184 | 0 | 286 |
| 69 West Vancouver | 3 | 12 | 148 | 16 | 179 | 0 | 314 |
| 70 West Vancouver | 3 | 9 | 193 | 18 | 223 | 2 | 322 |
| 71 West Vancouver | 4 | 7 | 130 | 5 | 146 | 0 | 208 |
| 71A West Vancouver | 1 | 10 | 104 | 16 | 131 | 0 | 190 |
| 72 West Vancouver | 2 | 14 | 150 | 31 | 197 | 0 | 299 |
| 73 West Vancouver | 5 | 11 | 178 | 22 | 216 | 0 | 316 |
| 74 West Vancouver | 6 | 13 | 164 | 29 | 212 | 0 | 318 |
| 75 West Vancouver | 1 | 12 | 152 | 39 | 204 | 0 | 326 |
| 76 West Vancouver | 4 | 18 | 142 | 51 | 215 | 0 | 329 |
| 77 West Vancouver | 8 | 19 | 179 | 34 | 240 | 3 | 358 |
| 78 West Vancouver | 4 | 9 | 167 | 41 | 221 | 0 | 319 |
| 79 West Vancouver | 0 | 12 | 77 | 20 | 109 | 0 | 170 |
| 79A West Vancouver | 0 | 10 | 106 | 11 | 127 | 0 | 202 |
| 80 West Vancouver | 0 | 7 | 157 | 15 | 179 | 1 | 289 |
| 81 West Vancouver | 3 | 4 | 143 | 22 | 172 | 0 | 303 |
| 82 West Vancouver | 3 | 12 | 173 | 30 | 218 | 0 | 322 |
| 83S Squamish *1 | 4 | 15 | 22 | 5 | 46 | 1 | 48 |
| 84S Dunderave *1 | - | - | - | - | - | - | 24 |
| SubTotals | 719 | 2,232 | 13,771 | 3,499 | 20,221 | 58 | 31,415 |
| S. 98 Mobiles | 2 | 6 | 21 | 3 | 32 | 3 | |
| S. 99 Absentee - in ED | 27 | 27 | 252 | 84 | 390 | 5 | |
| S. 100 Absentee - out of ED | 10 | 22 | 107 | 50 | 189 | 22 | |
| S. 101 Absentee - Advance | 2 | 3 | 63 | 6 | 74 | 0 | |
| S. 104 Voting in DEO of fice | 7 | 37 | 303 | 44 | 391 | 4 | |
| S. 106 Voting by mail | 0 | 3 | 25 | 5 | 33 | 0 | |
| Grand Totals | 767 | 2,330 | 14,542 | 3,691 | 21,330 | 92 | 31,415 |
| % of Valid Votes | 3.60% | 10.92% | 68.18% | 17.30% | | | |

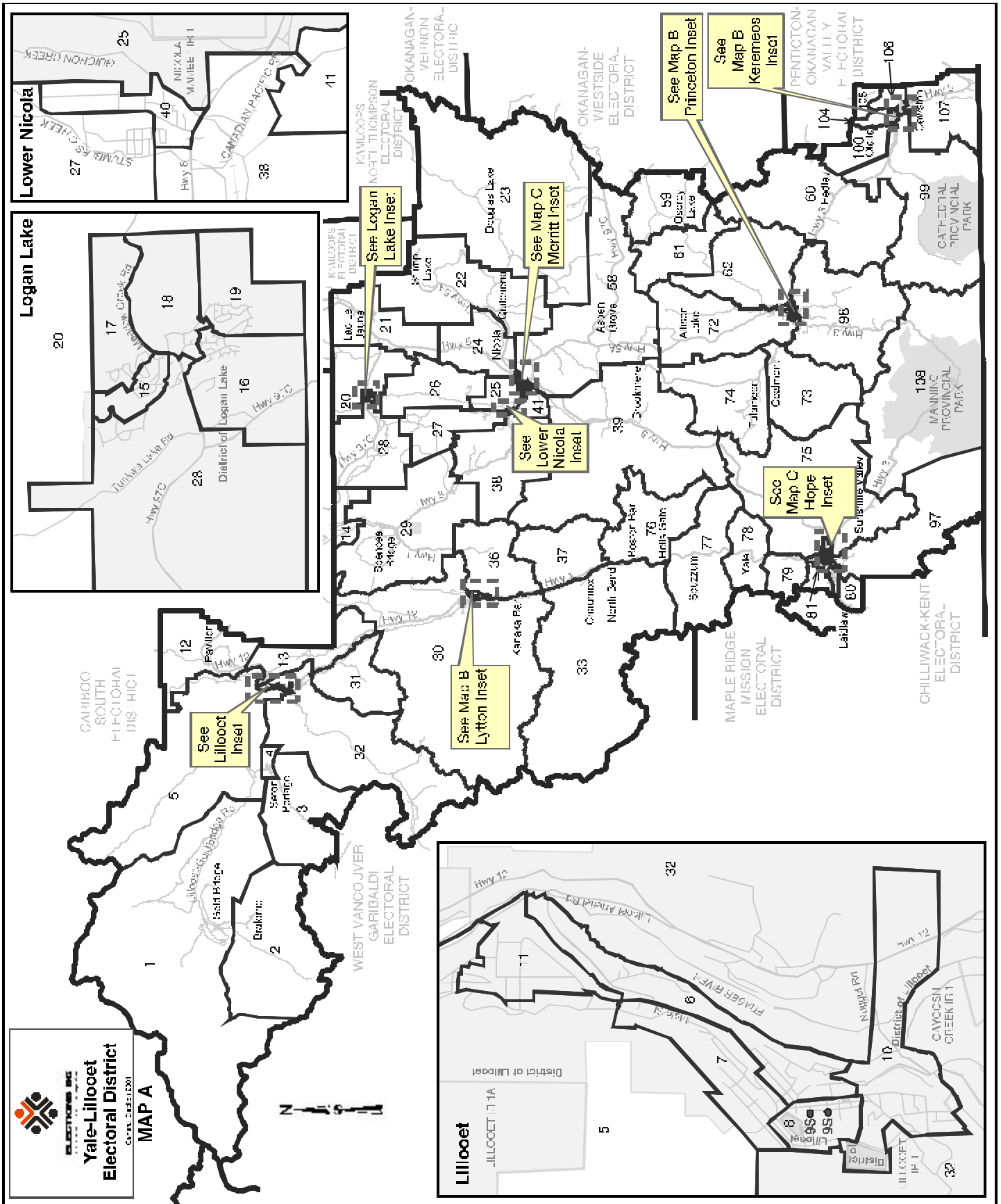
(continued on next page)

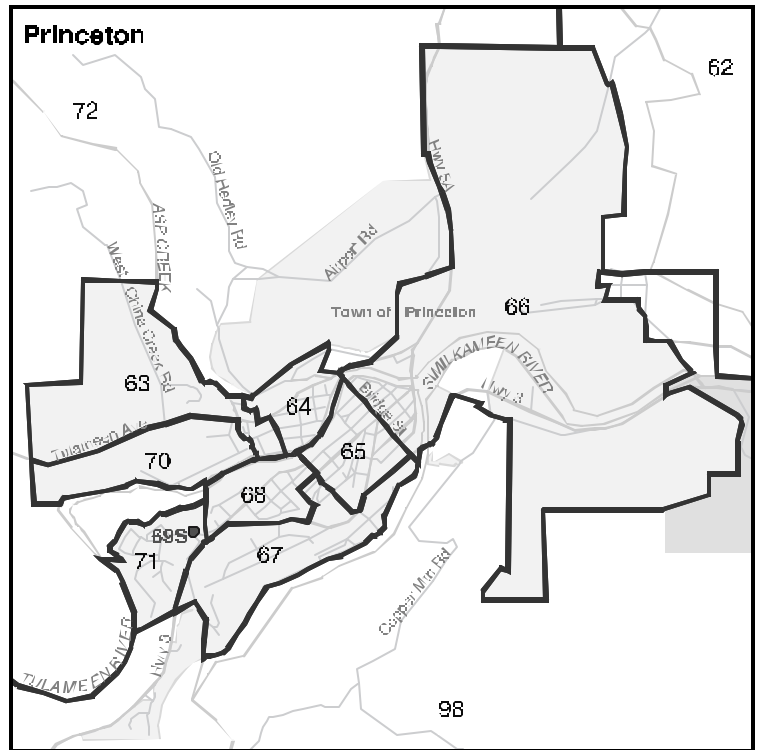
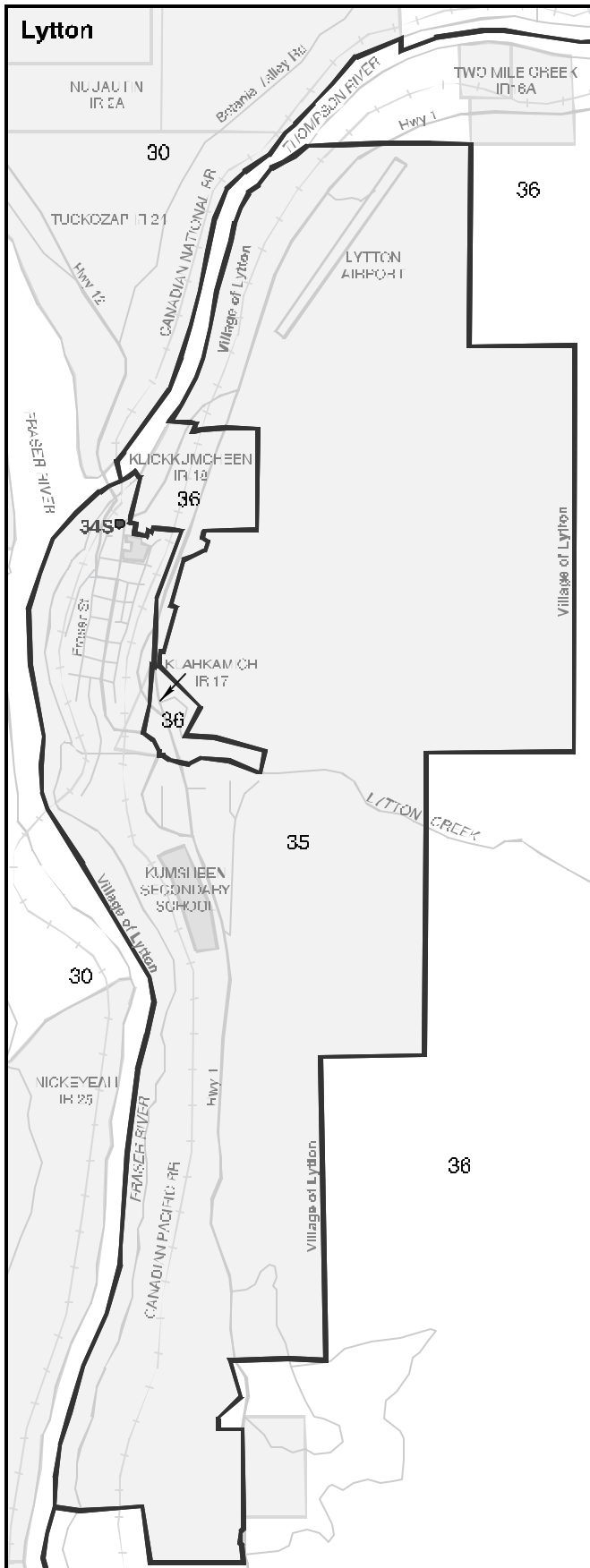
Summary:

| | | | |
|---------------------------------|---------------|--------|-------------------|
| Valid Votes - General & Advance | 20,221 | 94.80% | Total Valid Votes |
| S. 98 Mables | 32 | 0.15% | Total Valid Votes |
| S. 99 Absentee - in ED | 390 | 1.83% | Total Valid Votes |
| S. 100 Absentee - out of ED | 189 | 0.89% | Total Valid Votes |
| S. 101 Absentee - Advance | 74 | 0.35% | Total Valid Votes |
| S. 104 Voting in DEO of fice | 391 | 1.83% | Total Valid Votes |
| S. 106 Voting by mail | 33 | 0.15% | Total Valid Votes |
| Total Valid Votes | 21,330 | | |
| Rejected Ballots | 92 | 0.43% | Ballots Cast |
| Registered Voters Who Voted | 21,422 | 68.19% | Registered Voters |

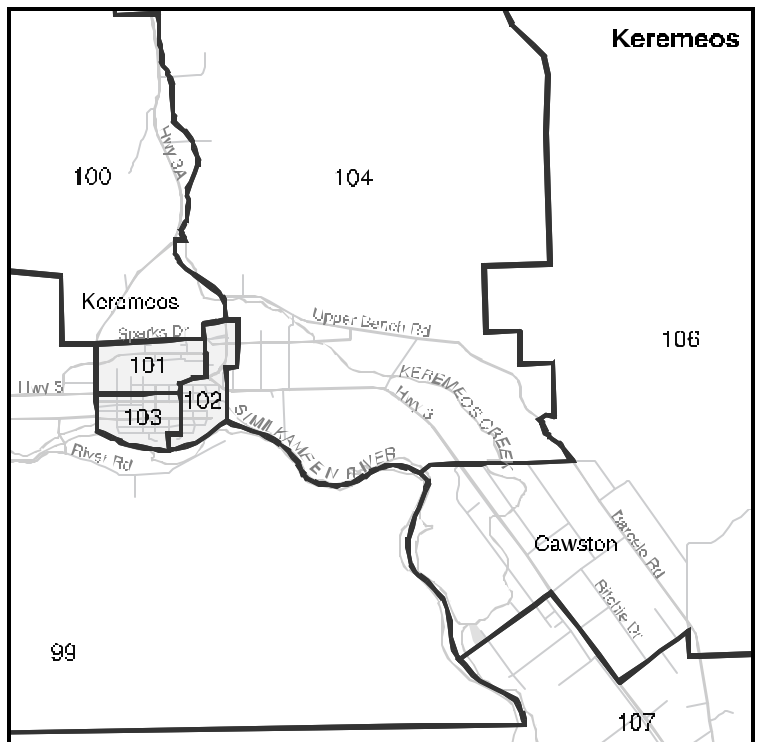

Candidate Elected: Ted Nebbeling (LIB)

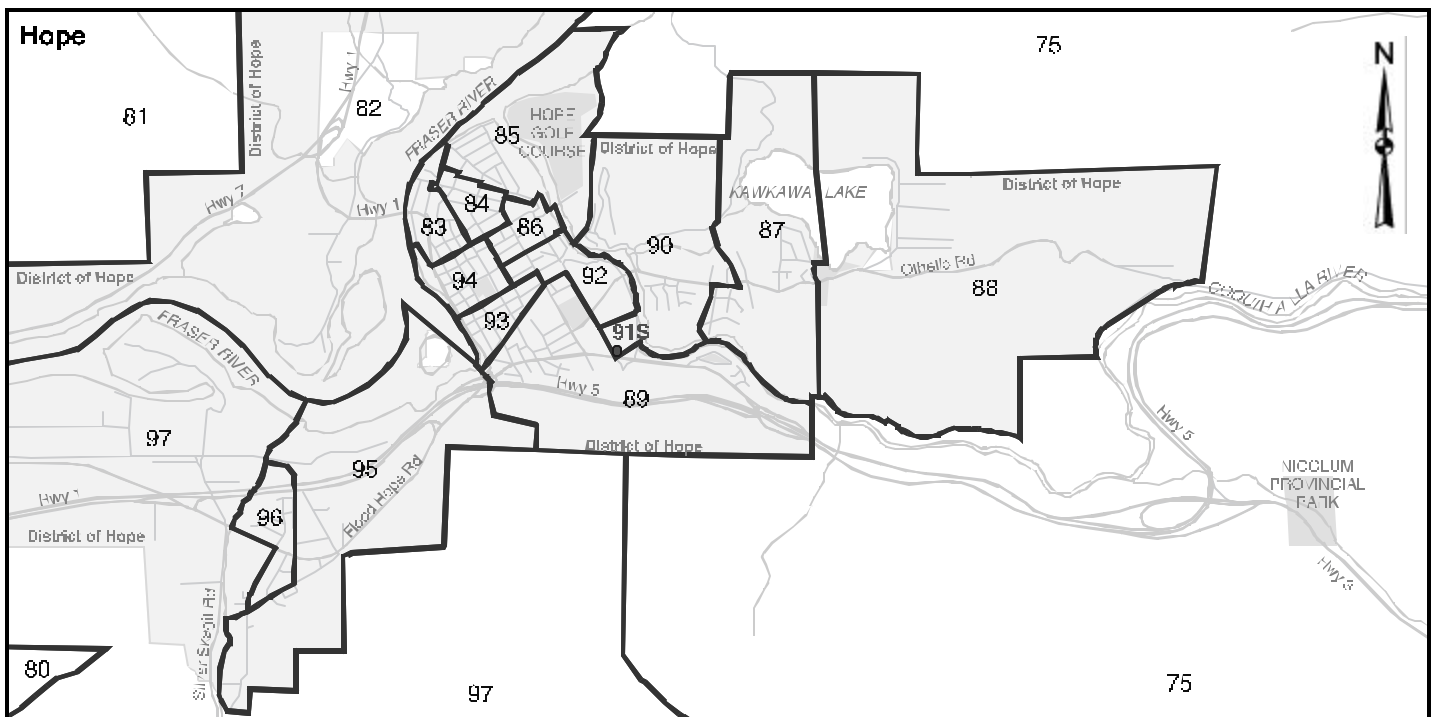
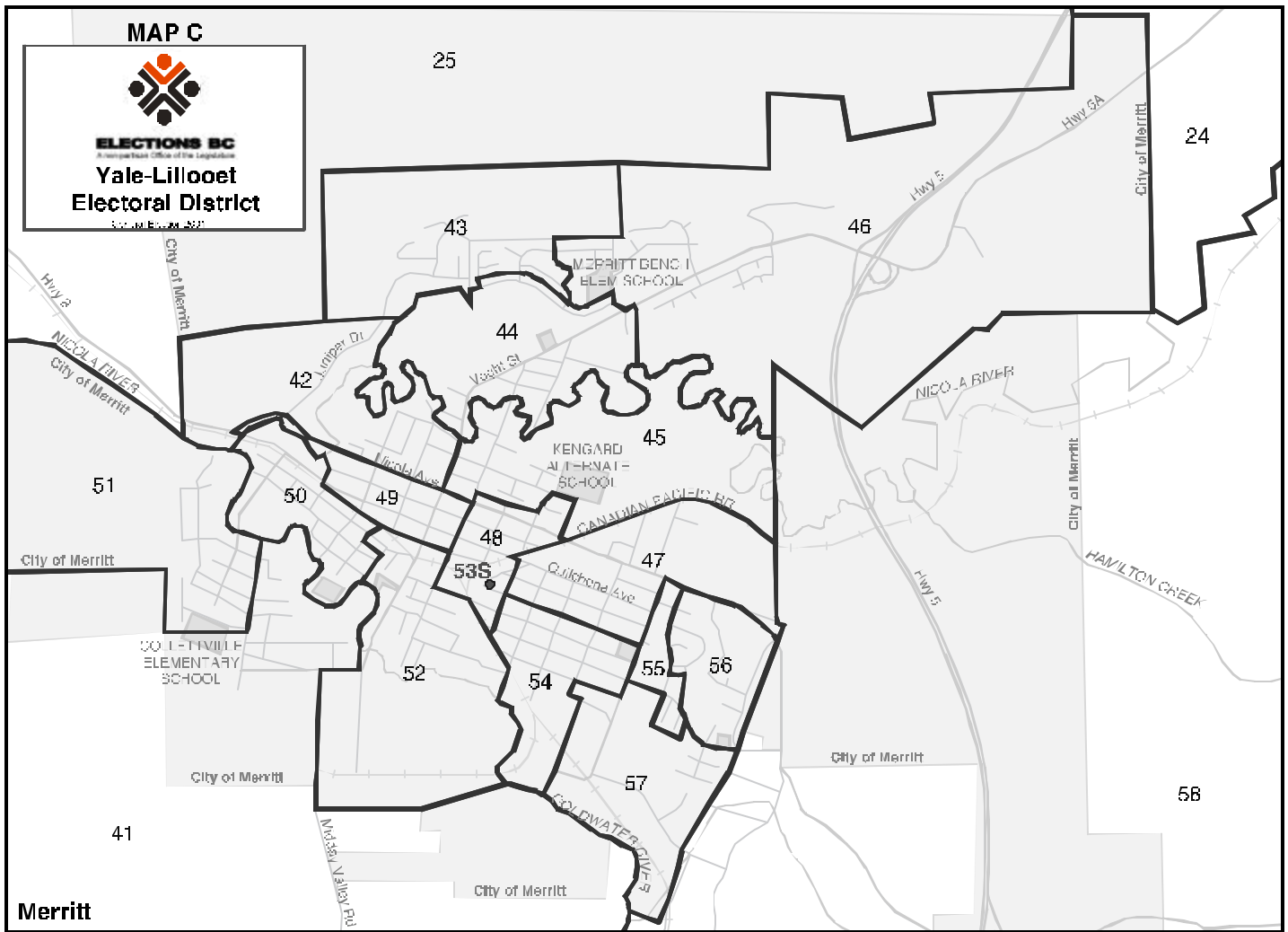
*1 Voting Areas 83S and 84S combined





MAP B





| | Dave Chutter LIB | Harue Kanemitsu GP | Don Moses ANP | Dorothy-Jean O'Donnell PF | Vincent Royer BCM | Victor York NDP | Total Valid Votes | Rejected Ballots | No. of Registered Voters |
|-------------------------------|------------------------|--------------------------|---------------------|---------------------------------|-------------------------|-----------------------|-------------------------|---------------------|--------------------------------|
| Advance Voting | | | | | | | | | |
| Hope | 216 | 28 | 6 | 3 | 14 | 38 | 305 | 0 | |
| Keremeous | 114 | 24 | 6 | 0 | 7 | 29 | 180 | 0 | |
| Lillooet | 160 | 21 | 13 | 0 | 3 | 14 | 211 | 0 | |
| Logan Lake | 103 | 23 | 4 | 1 | 6 | 20 | 157 | 0 | |
| Lytton | 6 | 5 | 17 | 0 | 4 | 12 | 44 | 0 | |
| Merritt | 366 | 27 | 13 | 2 | 13 | 44 | 465 | 4 | |
| Princeton | 227 | 22 | 6 | 1 | 6 | 48 | 310 | 0 | |
| General Voting | | | | | | | | | |
| Voting Area | | | | | | | | | |
| 1 Gold Bridge | 65 | 7 | 5 | 1 | 4 | 15 | 97 | 0 | 141 |
| 2 Bralorne | 24 | 3 | 0 | 2 | 5 | 2 | 36 | 0 | 53 |
| 3 Seton Por tage *1 | 28 | 20 | 32 | 2 | 5 | 30 | 117 | 0 | 116 |
| 4 Shalalth *1. | - | - | - | - | - | - | - | - | 69 |
| 5 Yalakom | 95 | 26 | 20 | 1 | 8 | 27 | 177 | 0 | 275 |
| 6 Lillooet | 119 | 10 | 14 | 1 | 6 | 21 | 171 | 0 | 292 |
| 7 Lillooet | 98 | 16 | 12 | 1 | 4 | 20 | 151 | 0 | 266 |
| 8 Lillooet | 101 | 4 | 4 | 0 | 8 | 30 | 147 | 0 | 252 |
| 9S Lillooet *2. | - | - | - | - | - | - | - | - | 12 |
| 10 Lillooet | 97 | 14 | 8 | 1 | 6 | 25 | 151 | 0 | 240 |
| 11 Lillooet N | 117 | 12 | 9 | 0 | 4 | 10 | 152 | 0 | 234 |
| 12 Pavilion | 7 | 1 | 29 | 0 | 0 | 7 | 44 | 0 | 84 |
| 13 Fountain | 13 | 2 | 36 | 3 | 4 | 28 | 86 | 0 | 175 |
| 14 Spatsum *3 | - | - | - | - | - | - | - | - | 21 |
| 15 Lo gan Lake | 109 | 13 | 1 | 3 | 11 | 31 | 168 | 0 | 306 |
| 16 Lo gan Lake | 132 | 23 | 4 | 2 | 22 | 52 | 235 | 1 | 344 |
| 17 Lo gan Lake | 119 | 23 | 4 | 2 | 15 | 38 | 201 | 0 | 318 |
| 18 Lo gan Lake *4 | 90 | 28 | 7 | 1 | 8 | 24 | 158 | 1 | 251 |
| 19 Lo gan Lake | 109 | 28 | 1 | 3 | 19 | 29 | 189 | 1 | 299 |
| 20 Lo gan Lake *4 | - | - | - | - | - | - | - | - | 23 |
| 21 Lac Le Jeune | 50 | 9 | 0 | 0 | 5 | 5 | 69 | 0 | 108 |
| 22 Quilchena | 47 | 6 | 35 | 0 | 1 | 7 | 96 | 0 | 164 |
| 23 Douglas Lake | 40 | 4 | 57 | 0 | 3 | 27 | 131 | 0 | 160 |
| 24 Nicola Lake | 26 | 1 | 4 | 0 | 6 | 8 | 45 | 0 | 95 |
| 25 Lower Nicola | 22 | 2 | 62 | 1 | 3 | 32 | 122 | 0 | 208 |
| 26 Mamit Lake | 63 | 5 | 4 | 1 | 1 | 14 | 88 | 0 | 159 |
| 27 Lower Nicola | 132 | 14 | 11 | 1 | 10 | 19 | 187 | 0 | 278 |
| 28 Lo gan Lake | 52 | 18 | 4 | 0 | 14 | 21 | 109 | 0 | 183 |
| 29 Spences Bridge *3. | 63 | 26 | 31 | 0 | 11 | 40 | 171 | 1 | 214 |
| 30 Lyt ton N | 22 | 27 | 42 | 1 | 10 | 39 | 141 | 0 | 261 |
| 31 Lyt ton S | 36 | 10 | 7 | 0 | 9 | 6 | 68 | 1 | 109 |
| 32 Lillooet E | 104 | 7 | 40 | 0 | 9 | 38 | 198 | 0 | 353 |
| 33 North Bend | 64 | 7 | 13 | 1 | 9 | 9 | 103 | 0 | 148 |
| 34S Lyt ton *2 | - | - | - | - | - | - | - | - | 7 |
| 35 Lytton | 67 | 21 | 29 | 1 | 5 | 16 | 139 | 0 | 184 |
| 36 Lytton | 20 | 11 | 41 | 0 | 15 | 33 | 120 | 2 | 221 |
| 37 Chaumox | 44 | 3 | 25 | 0 | 2 | 13 | 87 | 1 | 122 |
| 38 Lower Nicola | 166 | 18 | 23 | 1 | 10 | 27 | 245 | 1 | 400 |
| 39 Coldwater | 30 | 5 | 37 | 0 | 2 | 34 | 108 | 0 | 203 |
| 40 Lower Nicola | 153 | 16 | 8 | 0 | 9 | 21 | 207 | 1 | 309 |
| 41 Colletville | 50 | 3 | 2 | 0 | 5 | 7 | 67 | 0 | 113 |
| 42 Merritt | 126 | 7 | 5 | 0 | 3 | 27 | 168 | 0 | 301 |
| 43 Merritt | 171 | 8 | 4 | 0 | 8 | 21 | 212 | 3 | 358 |
| 44 Merritt | 111 | 10 | 2 | 1 | 4 | 10 | 138 | 0 | 218 |
| 45 Merritt | 128 | 16 | 6 | 0 | 7 | 32 | 189 | 2 | 315 |
| 46 Merritt | 171 | 15 | 4 | 0 | 10 | 35 | 235 | 0 | 377 |
| 47 Merritt | 102 | 13 | 8 | 2 | 5 | 30 | 160 | 2 | 316 |
| 48 Merritt | 68 | 10 | 5 | 3 | 9 | 21 | 116 | 0 | 241 |
| 49 Merritt | 84 | 15 | 5 | 2 | 5 | 19 | 130 | 1 | 244 |
| 50 Merritt | 97 | 16 | 10 | 1 | 9 | 25 | 158 | 2 | 299 |
| 51 Colletville | 82 | 13 | 4 | 1 | 9 | 26 | 135 | 0 | 255 |
| 52 Merritt | 98 | 16 | 8 | 1 | 5 | 36 | 164 | 0 | 307 |
| 53S Merritt | 14 | 3 | 0 | 2 | 1 | 6 | 26 | 0 | 38 |
| 54 Merritt | 96 | 21 | 6 | 1 | 3 | 29 | 156 | 4 | 300 |
| 55 Merritt | 96 | 9 | 13 | 0 | 6 | 18 | 142 | 1 | 293 |
| 56 Merritt | 170 | 11 | 5 | 4 | 7 | 35 | 232 | 0 | 389 |

**Yale-Lillooet Electoral District
Voting Results**

State ment of Votes
Elections British Columbia

| Voting Area (con tin ued) | Dave Chutter LIB | Harue Kanemitsu GP | Don Moses ANP | Dorothy-Jean O'Donnell PF | Vincent Royer BCM | Victor York NDP | Total Valid Votes | Rejected Ballots | No. of Registered Voters |
|---|------------------------|--------------------------|---------------------|---------------------------------|-------------------------|-----------------------|-------------------------|---------------------|--------------------------------|
| 57 Merritt | 128 | 7 | 6 | 2 | 11 | 28 | 182 | 0 | 335 |
| 58 As pen Grove | 145 | 14 | 10 | 0 | 11 | 22 | 202 | 0 | 322 |
| 59 Os prey Lake | 0 | 0 | 0 | 0 | 0 | 0 | 0 | 0 | 0 |
| 60 Hedley | 113 | 34 | 15 | 2 | 17 | 43 | 224 | 0 | 335 |
| 61 Bankeir | 49 | 13 | 6 | 1 | 8 | 15 | 92 | 1 | 171 |
| 62 Prince ton | 117 | 15 | 6 | 4 | 7 | 29 | 178 | 0 | 289 |
| 63 Prince ton | 65 | 4 | 1 | 0 | 0 | 20 | 90 | 0 | 148 |
| 64 Prince ton | 67 | 13 | 5 | 2 | 6 | 21 | 114 | 3 | 192 |
| 65 Prince ton | 98 | 18 | 1 | 1 | 6 | 27 | 151 | 1 | 227 |
| 66 Prince ton | 87 | 20 | 11 | 4 | 7 | 29 | 158 | 1 | 288 |
| 67 Prince ton | 79 | 11 | 3 | 1 | 8 | 27 | 129 | 0 | 223 |
| 68 Prince ton *5 | 107 | 20 | 9 | 3 | 6 | 42 | 187 | 1 | 276 |
| 69S Prince ton *5 | - | - | - | - | - | - | - | - | 22 |
| 70 Prince ton | 86 | 15 | 2 | 1 | 8 | 28 | 140 | 0 | 223 |
| 71 Prince ton | 85 | 19 | 2 | 1 | 2 | 31 | 140 | 0 | 238 |
| 72 Prince ton | 138 | 14 | 7 | 3 | 11 | 20 | 193 | 2 | 335 |
| 73 Coalmont | 25 | 5 | 1 | 0 | 5 | 9 | 45 | 0 | 83 |
| 74 Tulameen | 76 | 19 | 3 | 1 | 3 | 20 | 122 | 1 | 194 |
| 75 Sun shine Valley | 35 | 8 | 2 | 1 | 0 | 16 | 62 | 0 | 142 |
| 76 Boston Bar | 72 | 7 | 7 | 1 | 4 | 20 | 111 | 1 | 187 |
| 77 Spuzzum *3 | - | - | - | - | - | - | - | - | 38 |
| 78 Yale | 46 | 19 | 6 | 1 | 5 | 20 | 97 | 0 | 160 |
| 79 Dog wood Valley | 52 | 16 | 3 | 0 | 3 | 9 | 83 | 1 | 144 |
| 80 Laidlaw | 36 | 5 | 2 | 1 | 4 | 27 | 75 | 1 | 127 |
| 81 Hope | 3 | 2 | 16 | 0 | 4 | 9 | 34 | 0 | 63 |
| 82 Hope | 53 | 11 | 18 | 1 | 9 | 19 | 111 | 0 | 177 |
| 83 Hope | 101 | 15 | 3 | 2 | 12 | 57 | 190 | 0 | 295 |
| 84 Hope | 94 | 11 | 5 | 1 | 6 | 34 | 151 | 1 | 246 |
| 85 Hope | 156 | 15 | 3 | 3 | 9 | 39 | 225 | 1 | 325 |
| 86 Hope | 103 | 13 | 1 | 1 | 14 | 37 | 169 | 2 | 271 |
| 87 Kawkawa Lake | 121 | 9 | 3 | 1 | 9 | 52 | 195 | 0 | 298 |
| 88 Kawkawa Lake | 57 | 5 | 4 | 2 | 3 | 14 | 85 | 3 | 154 |
| 89 Hope S | 103 | 27 | 1 | 1 | 20 | 42 | 194 | 0 | 340 |
| 90 Kawkawa Lake | 103 | 21 | 4 | 3 | 8 | 32 | 171 | 0 | 335 |
| 91S Hope E *2 | 20 | 2 | 3 | 2 | 1 | 5 | 33 | 1 | 37 |
| 92 Hope | 67 | 16 | 8 | 5 | 12 | 43 | 151 | 0 | 241 |
| 93 Hope | 38 | 17 | 5 | 3 | 6 | 17 | 86 | 0 | 137 |
| 94 Hope | 78 | 11 | 4 | 2 | 7 | 19 | 121 | 0 | 214 |
| 95 Sil ver Creek | 81 | 15 | 7 | 2 | 14 | 35 | 154 | 4 | 269 |
| 96 Sil ver Creek | 111 | 18 | 3 | 0 | 7 | 40 | 179 | 0 | 287 |
| 97 Sil ver Creek W | 113 | 25 | 2 | 1 | 11 | 30 | 182 | 0 | 363 |
| 98 Prince ton | 131 | 13 | 4 | 1 | 6 | 30 | 185 | 1 | 322 |
| 99 Keremeos SW | 162 | 54 | 10 | 3 | 12 | 42 | 283 | 1 | 421 |
| 100 Olalla | 119 | 40 | 3 | 1 | 12 | 37 | 212 | 1 | 388 |
| 101 Keremeos | 148 | 24 | 2 | 4 | 10 | 39 | 227 | 0 | 335 |
| 102 Keremeos | 119 | 29 | 6 | 3 | 9 | 42 | 208 | 2 | 311 |
| 103 Keremeos | 87 | 16 | 5 | 1 | 10 | 13 | 132 | 0 | 221 |
| 104 Keremeos E *6 | 132 | 41 | 1 | 0 | 13 | 37 | 224 | 1 | 313 |
| 105 Olalla *6 | - | - | - | - | - | - | - | - | 4 |
| 106 Cawston N | 128 | 48 | 8 | 3 | 13 | 45 | 245 | 2 | 355 |
| 107 Cawston S | 122 | 52 | 10 | 0 | 13 | 51 | 248 | 2 | 382 |
| 108 Manning Park *6 | - | - | - | - | - | - | - | - | 51 |
| SubTotals | 9,636 | 1,622 | 1,058 | 131 | 794 | 2,743 | 15,984 | 64 | 23,875 |
| S. 98 Mobiles | 12 | 2 | 11 | 0 | 0 | 3 | 28 | 7 | |
| S. 99 Ab sen tee - in ED | 72 | 14 | 41 | 1 | 7 | 43 | 178 | 3 | |
| S. 100 Ab sen tee - out of ED | 49 | 10 | 3 | 1 | 4 | 13 | 80 | 6 | |
| S. 101 Ab sen tee - Ad vance | 20 | 5 | 11 | 0 | 0 | 6 | 42 | 1 | |
| S. 104 Voting in DEO of fice | 46 | 2 | 2 | 3 | 2 | 9 | 64 | 3 | |
| S. 106 Voting by mail | 10 | 2 | 0 | 0 | 0 | 0 | 12 | 0 | |
| Grand Totals | 9,845 | 1,657 | 1,126 | 136 | 807 | 2,817 | 16,388 | 84 | 23,875 |
| % of Valid Votes | 60.07% | 10.11% | 6.87% | 0.84% | 4.92% | 17.19% | | | |

Summary:

| | | | |
|---------------------------------|--------|--------|-------------------|
| Valid Votes - General & Advance | 15,984 | 97.53% | Total Valid Votes |
| S. 98 Mables | 28 | 0.17% | Total Valid Votes |
| S. 99 Absentee - in ED | 178 | 1.09% | Total Valid Votes |
| S. 100 Absentee - out of ED | 80 | 0.49% | Total Valid Votes |
| S. 101 Absentee - Advance | 42 | 0.26% | Total Valid Votes |
| S. 104 Voting in DEO of fice | 64 | 0.39% | Total Valid Votes |
| S. 106 Voting by mail | 12 | 0.07% | Total Valid Votes |

Total Valid Votes 16,388

| | | | |
|-----------------------------|--------|--------|-------------------|
| Rejected Ballots | 84 | 0.51% | Ballots Cast |
| Registered Voters Who Voted | 16,472 | 68.99% | Registered Voters |

Candidate Elected: Dave Chutter (LIB)

| | |
|--|---|
| *1 Voting Areas 3 and 4 combined | *2 Voting Areas 9S, 34S and 91S combined |
| *3 Voting Areas 14, 29 and 77 combined | *4 Voting Areas 18 and 20 combined |
| *5 Voting Areas 68 and 69S combined | *6 Voting Areas 104, 105 and 108 combined |

Location Index

| Location | Electoral District | Location | Electoral District |
|---|------------------------|--------------------|------------------------|
| A | | Alastair | Skeena |
| Aass IR 3 | North Island | Alastair IR 80 | Skeena |
| Abbotsford | <i>see map</i> | Alastair IR 81 | Skeena |
| Abbotsford campus - University College of the Fraser Valley | Abbotsford-Clayburn | Alastair IR 82 | Skeena |
| Aberdeen | Abbotsford-Mt.Lehman | Albas | Shuswap |
| Aberdeen | Kamloops | Alberni | Alberni-Qualicum |
| Aberdeen - Juan de Fuca Hospitals | Victoria-Hillside | Alberni IR 2 | Alberni-Qualicum |
| Abuntlet Lake IR 4 | Cariboo South | Albert Canyon | Columbia R.-Revelstoke |
| Acous IR 1 | North Island | Albert Flat IR 5 | Yale-Lillooet |
| Adams Lake | Kamloops-N. Thompson | Albert Head | Esquimalt-Metchosin |
| Adventure Bay | Okanagan-Vernon | Albion | Maple Ridge-Mission |
| Aero | North Coast | Albreda | Pr. George-Mt. Robson |
| Agassiz | Chilliwack-Kent | Alder Creek | N. Vancouver-Seymour |
| Agate | Yale-Lillooet | Alder Creek IR 70 | North Coast |
| Agats Meadow IR 8 | Cariboo South | Aldergrove | <i>see map</i> |
| Aglakumna IR 4A | Powell R.-Sunshine Cst | Aldridge | East Kootenay |
| Aglakumna-la IR 2 | Powell R.-Sunshine Cst | Alert Bay | North Island |
| Agwedin IR 3 | Bulkley Valley-Stikine | Alert Bay IR 1 | North Island |
| Ah-we-cha-ol-to IR 16 | North Island | Alert Bay IR 1A | North Island |
| Ahahswinis IR 1 | Alberni-Qualicum | Alexandra Bridge | Cariboo North |
| Ahaminaquus IR 12 | North Island | Alexandria | Cariboo North |
| Ahbau | Cariboo North | Alexandria IR 1 | Cariboo North |
| Ahmacinnit IR 3 | North Island | Alexandria IR 3 | Cariboo North |
| Ahmitsa IR 5 | Alberni-Qualicum | Alexandria IR 3A | Cariboo North |
| Ahnuhati IR 6 | Powell R.-Sunshine Cst | Alexandria IR 10 | Cariboo North |
| Ahous IR 16 | Alberni-Qualicum | Alexandria IR 11 | Cariboo North |
| Ahousaht | Alberni-Qualicum | Alexandria IR 12 | Cariboo North |
| Ahousat | Alberni-Qualicum | Alexis Creek | Cariboo South |
| Ahpokum IR 9 | Powell R.-Sunshine Cst | Alexis Creek IR 6 | Cariboo South |
| Ahpukto IR 3 | North Island | Alexis Creek IR 12 | Cariboo South |
| Ahta IR 3 | Powell R.-Sunshine Cst | Alexis Creek IR 13 | Cariboo South |
| Ahuk IR 1 | Alberni-Qualicum | Alexis Creek IR 14 | Cariboo South |
| Aikman Creek | Peace River North | Alexis Creek IR 15 | Cariboo South |
| Aikwucks IR 15 | W. Vancouver-Garibaldi | Alexis Creek IR 16 | Cariboo South |
| Ain IR 6 | North Coast | Alexis Creek IR 17 | Cariboo South |
| Ainsworth Hot Springs | Nelson-Creston | Alexis Creek IR 18 | Cariboo South |
| Aitchelitch IR 9 | Chilliwack-Sumas | Alexis Creek IR 20 | Cariboo South |
| Aiyansh | North Coast | Alexis Creek IR 21 | Cariboo South |
| Aiyansh IR 1 | North Coast | Alexis Creek IR 22 | Cariboo South |
| Aiyansh IR 83 | North Coast | Alexis Creek IR 23 | Cariboo South |
| Aiyansh IR 87 | North Coast | Alexis Creek IR 24 | Cariboo South |
| Aktis Island | North Island | Alexis Creek IR 25 | Cariboo South |
| Alalco IR 8 | Powell R.-Sunshine Cst | Alexis Creek IR 26 | Cariboo South |
| Alamo | Nelson-Creston | Alexis Creek IR 27 | Cariboo South |
| | | Alexis Creek IR 28 | Cariboo South |
| | | Alexis Creek IR 29 | Cariboo South |
| | | Alexis Creek IR 30 | Cariboo South |

Electoral Districts of British Columbia

Redistribution pursuant to the Electoral Boundaries Commission Act, 1999

- Abbotsford-Clayburn
- Abbotsford-Mount Lehman
- Alberta-Quilicum
- Bulkley Valley-Stikine
- Burnaby-Edmonds
- Burnaby North
- Burnaby-Willingdon
- Burquitlam
- Cariboo North
- Cariboo South
- Chilliwack-Kent
- Chilliwack-Sumas
- Columbia River-Revelstoke
- Comox Valley
- Coquitlam-Maillardville
- Cowichan-Ladysmith
- Delta North
- Delta South
- East Kootenay
- Esquimalt-Metchosin
- Fort Langley-Aldergrove
- Fort St. John
- Kamloops
- Kamloops-North Thompson
- Kelowna-Lake Country
- Kelowna-Mission
- Langley
- Malahat-Juan de Fuca
- Maple Ridge-Mission
- Maple Ridge-Pitt Meadows
- Nanaimo
- Nanaimo-Parksville
- Nelson-Creston
- New Westminster
- North Coast
- North Island
- North Vancouver-Lonsdale
- North Vancouver-Seymour
- Oak Bay-Gordon Head
- Okanagan-Vernon
- Okanagan-Westside
- Peace River North
- Peace River South
- Penticton-Okanagan Valley
- Port Coquitlam-Burke Mountain
- Port Moody-Westwood
- Powell River-Sunshine Coast
- Prince George-Mount Robson
- Prince George North
- Prince George-Omineca
- Richmond Centre
- Richmond East
- Richmond-Steveston
- Saanich North and the Islands
- Saanich South
- Shuswap
- Skeena
- Surrey-Cloverdale
- Surrey-Green Timbers
- Surrey-Newton
- Surrey-Panorama Ridge
- Surrey-White Rock
- Surrey-Tynehead
- Surrey-Whalley
- Surrey-White Rock
- Vancouver-Burrard
- Vancouver-Fairview
- Vancouver-Fraserview
- Vancouver-Hastings
- Vancouver-Kensington
- Vancouver-Kingsway
- Vancouver-Langara
- Vancouver-Mount Pleasant
- Vancouver-Point Grey
- Vancouver-Quilichena
- Victoria-Beacon Hill
- Victoria-Hillside
- West Kootenay-Boundary
- West Vancouver-Capilano
- West Vancouver-Garibaldi
- Yale-Lillooet

Key to map symbols

- electoral district boundary
- city or municipal boundary
- principal roads
- other roads
- railway
- municipality
- community

MISSION ● Albion ○

ELECTIONS BC
A non-partisan Office of the Legislature

Electoral Districts numbered on map

1. Comox Valley
2. Nanaimo-Parksville
3. Nanaimo
4. Cowichan-Ladysmith
5. Malahat-Juan de Fuca
6. Saanich North and the Islands
7. Port Coquitlam-Burke Mountain
8. Maple Ridge-Mission
9. Chilliwack-Kent
10. Okanagan-Westside
11. Penticton-Okanagan Valley
12. Okanagan-Vernon

For Vancouver & Lower Mainland maps - see reverse

